

RESOLUTION NO. 2021-31860

A RESOLUTION OF THE MAYOR AND CITY COMMISSION OF THE CITY OF MIAMI BEACH, FLORIDA, ADOPTING THE TENTATIVE CAPITAL IMPROVEMENT PLAN FOR FISCAL YEARS (FY) 2022 - 2026 AND ADOPTING THE CITY OF MIAMI BEACH TENTATIVE CAPITAL BUDGET FOR FISCAL YEAR 2022, SUBJECT TO A SECOND PUBLIC HEARING SCHEDULED ON THURSDAY, SEPTEMBER 30, 2021 AT 5:03 P.M.

WHEREAS, the FY 2022 – 2026 Capital Improvement Plan (CIP), as amended at the September 17, 2021 City Commission meeting, for the City of Miami Beach is a five-year plan for public improvements and capital expenditures by the City and is an official statement of public policy regarding long-range physical development in the City of Miami Beach; and

WHEREAS, the first year of the FY 2022 – 2026 CIP, as amended, represents the tentative Capital Budget appropriation for FY 2022; and

WHEREAS, the tentative CIP, as amended, has been updated to include projects that will be active during FY 2022 through 2026; and

WHEREAS, the tentative Capital Budget, as amended, itemizes project funds to be committed during the upcoming fiscal year and details expenditures for project components which include architectural and engineering, construction, equipment, Art in Public Places, and other related project costs; and

WHEREAS, capital funding priorities for FY 2022 were discussed at the June 18th, July 16th, and July 23rd meetings of the Finance and Economic Resiliency Committee (“the Committee”) and the September 17, 2021 meeting of the City Commission and adjustments were made to the funding recommendations presented per direction from the Committee and Commission; and

WHEREAS, the tentative Capital Budget for FY 2022, as amended, totals \$70,188,737 and is recommended by the Administration for adoption at this time for projects and capital equipment acquisitions; and

WHEREAS, based on current schedules, additional water, sewer, and storm water projects are financed over a series of years; and

WHEREAS, under this approach, the City utilizes a line of credit to allow the necessary rate capacity to issue additional tax-exempt bonds through rate increases and also spend down the current committed, but unspent, bond proceeds; and

WHEREAS, the Gulf Breeze Bond (Loan) Fund (Fund 369) was funded by loan proceeds from the City of Gulf Breeze and payment of the Allison Island special assessment. All loan proceeds were expended, and the remaining balance is special assessment receipts. In order to utilize the remaining funds within Fund 369, which are not currently designated for any specific use, it is recommended that the Mayor and City Commission approve the use of all remaining and future funds in Fund 369 for the repairs of and improvements to City-owned facilities; and

WHEREAS, the proposed sources of funding for the tentative FY 2022 Capital Budget, as amended, are included in Attachment "A" and the projects to be adopted in the tentative FY 2022 Capital Budget and the five-year CIP, as amended, are included in Attachment "B."

NOW, THEREFORE, BE IT RESOLVED BY THE MAYOR AND CITY COMMISSION OF THE CITY OF MIAMI BEACH, FLORIDA, that the Mayor and City Commission hereby adopt the Tentative Capital Improvement Plan (CIP) for FY 2022 through 2026 and adopt the City of Miami Beach Tentative Capital Budget for FY 2022, as amended at the September 17, 2021 City Commission meeting, subject to a second public hearing scheduled at 5:03 p.m., Thursday, September 30, 2021.


PASSED AND ADOPTED this 17th day of September 2021.

ATTEST:



Rafael E. Granado, City Clerk

SEP 22 2021



Dan Gelber, Mayor

**APPROVED AS TO
FORM & LANGUAGE
& FOR EXECUTION**

City Attorney

Date

9-20-21

PAZ

ATTACHMENT A

MIAMI BEACH

**CITY OF MIAMI BEACH
FY 2022 - 2026 CAPITAL IMPROVEMENT PLAN BY FUNDING SUMMARY**

PROJECT	PROJECT NAME	Previous Years	FY 2022	FY 2023	FY 2024	FY 2025	FY 2026	Future	Total
20237	FAIRWAY PARK IMPROVEMENTS	1,923							1,923
21818	PROPERTY MGMT FACILITY GENERATOR	100,000							100,000
21821	MBPD HEADQUARTERS RENOVATION	99,600							99,600
27800	STREET LIGHTING IMPROVEMENTS	300,000							300,000
28550	LIFEGUARD STAND REPLACEMENTS	141,189							141,189
60007	POLICE STATION NEW GENERATOR	555,000							555,000
60030	POLICE STATION MEN'S LOCKER ROOM	241,371							241,371
60031	WATER TOWER RESTORATION STAR ISLAND			820,000					820,000
60038	SOUTH SHORE C.C. FIRE ALARM RENEWAL	11,370							11,370
60057	FIRE STATION 3 EMERGENCY GENERATOR	25,200							25,200
60418	HISTORIC CITY HALL HUMIDITY CONTROL	96,068							96,068
60420	FIRE STATION 2-A/C REPLACEMENT	52,500							52,500
60519	CITY HALL 40-YR STRUCTURAL	154,800							154,800
60520	MBPD-CONDENSER AND PUMPS			125,000					125,000
60618	HISTORIC CITY HALL FIRE ALARM	151,618							151,618
60718	NORTH SHORE PARK YOUTH CENTER A/C	80,000							80,000
60719	UNIDAD ELEVATOR MODERNIZATION	70,000							70,000
60821	CITY HALL-REPLACE RESTROOM EXHAUST			35,000					35,000
61021	MB POLICE GARAGE CONCRETE SPALLING			833,000					833,000
61100	P.A.L. BUILDING - FIRE ALARM	74,500							74,500
61120	CITY HALL-COOLING TOWER BASE	100,000							100,000
61121	SCOTT RAKOW YOUTH CENTER-KITCHEN			150,000					150,000
61221	NORM. ISLE POOL LOCKER ROOM & PUMPS			250,000					250,000
61290	CITY HALL FIRE ALARM SYSTEM	293,325							293,325
61320	UNIDAD BUILDING-DOOR RENEWAL			63,000					63,000
61321	71ST STREET WELCOME SIGN RENOVATION			40,000					40,000
61420	UNIDAD BUILDING-WINDOW SEAL RENEWAL			40,000					40,000
61521	CITY HALL LOADING DOCK RESURFACING			70,000					70,000
61921	10TH ST. AUDIT. ENTRANCE DRAINAGE			250,000					250,000
62117	FIRE STATION #2 TRAINING TOWER	160,800							160,800
62421	COLONY THEATER LED LIGHTS UPGRADE			40,000					40,000
62622	HISTORIC CITY HALL FRONT ELEVATION			69,000					69,000
62822	INTERNAL AFFAIRS RESTROOM RENO			139,000					139,000

ATTACHMENT A

MIAMI BEACH

**CITY OF MIAMI BEACH
FY 2022 - 2026 CAPITAL IMPROVEMENT PLAN BY FUNDING SUMMARY**

PROJECT	PROJECT NAME	Previous Years	FY 2022	FY 2023	FY 2024	FY 2025	FY 2026	Future	Total
62920	FIRE STATION #2 WATERPROOFING	192,000	-	-	-	-	-	-	192,000
62922	BASS MUSEUM EXTERIOR WALL REPAIRS	-	-	39,000	-	-	-	-	39,000
62923	FLAMINGO PARK HURRICANE WINDOWS	-	-	98,000	-	-	-	-	98,000
63022	MIAMI CITY BALLET EXIT SIGN RENEWAL	-	-	73,000	-	-	-	-	73,000
63023	HISTORIC CH 2ND FLOOR RESTROOMS	-	-	74,000	-	-	-	-	74,000
63080	BEACH RESTROOMS PAINT AND CONCRETE	225,000	-	-	-	-	-	-	225,000
63123	MBPD GARAGE LED LIGHT UPGRADE	-	-	110,000	-	-	-	-	110,000
63222	COLONY THEATER EXIT SIGN RENEWAL	-	-	36,000	-	-	-	-	36,000
63223	BOYS & GIRLS CLUB SECURITY ENCLOSURE	-	-	27,000	-	-	-	-	27,000
63323	MBPD NESS DOCK RENOVATION	-	-	77,000	-	-	-	-	77,000
63350	POLICE HQ ELEVATORS & OTHER PROJECT	384,260	-	-	-	-	-	-	384,260
63420	NS YOUTH CNTR ROOFTOP A/C RENEWAL	-	120,000	-	-	-	-	-	120,000
63422	HISTORIC C. HALL ENERGY EFF. WINDOW	-	-	52,000	-	-	-	-	52,000
63423	NORMANDY POOL LIGHTING IMPROVEMENT	-	-	41,000	-	-	-	-	41,000
63523	FIRE STATION 1 BATHROOMS RENOVATION	-	-	120,000	-	-	-	-	120,000
63623	FIRE STATION 1 ROLL-UP DOOR RENEWAL	-	-	51,000	-	-	-	-	51,000
63718	SANITATION INTERIOR REPLACEMENT	312,800	-	-	-	-	-	-	312,800
63721	FIRE STATION #1 ROOF REPAIRS	41,500	-	-	-	-	-	-	41,500
63723	FIRE ADMINISTRATION FLOORING RENEWAL	-	-	34,000	-	-	-	-	34,000
63821	MBPD 4TH FLOOR HVAC CONTROLS	312,000	-	-	-	-	-	-	312,000
63823	FIRE ADMIN BLDG UPS SYSTEM RENEWAL	-	-	39,000	-	-	-	-	39,000
63921	1701 MERIDIAN AVE 50 YEAR RECERTIFICATION	50,500	-	-	-	-	-	-	50,500
64020	CITY HALL CARD ACCESS SYSTEM REPL.	80,436	-	-	-	-	-	-	80,436
64021	HISTORIC CITY HALL 90 YEAR RECERTIFICATION	66,000	-	-	-	-	-	-	66,000
64221	BASS MUSEUM WINDOW REPLACEMENT	67,355	-	-	-	-	-	-	67,355
64222	1755 MERIDIAN FRESH AIR INTAKES	-	63,000	-	-	-	-	-	63,000
64320	CITY HALL COOLING TOWER CONDENSER	90,000	-	-	-	-	-	-	90,000
64322	1755 MERIDIAN ROOF REPLACEMENT	-	82,000	-	-	-	-	-	82,000
64420	CITY HALL RESTROOM RENOVATIONS	-	-	250,000	-	-	-	-	250,000
64422	MBPD GARAGE EXIT SIGNS AND SAFETY	-	31,000	-	-	-	-	-	31,000
64522	MBPD MAIN ROOF REPAIRS	-	136,000	-	-	-	-	-	136,000
64622	SCOTT RAKOW YOUTH CENTER LIGHTING	-	115,000	-	-	-	-	-	115,000
65120	GREENSPACE FACILITY SECURITY SYSTEM	-	-	110,000	-	-	-	-	110,000

ATTACHMENT A

MIAMI BEACH

**CITY OF MIAMI BEACH
FY 2022 - 2026 CAPITAL IMPROVEMENT PLAN BY FUNDING SUMMARY**

PROJECT	PROJECT NAME	Previous Years	FY 2022	FY 2023	FY 2024	FY 2025	FY 2026	Future	Total
65218	PURDY AVE BOAT RAMP REPAIRS	84,661							84,661
65219	SOUTH POINTE PARK HVAC REPLACEMENT	85,000							85,000
65319	CODE / HOUSING OFFICES RELOCATION	588,475							588,475
65320	UNIDAD INTERIOR & EXTERIOR PAINTING			90,000					90,000
65420	MBPD NORTH SUB STATION PARKING LOT		233,000						233,000
65520	MBPD N SUB STATION PAINTING, FLOORING			234,000					234,000
65720	HISTORIC CH-ROOF ACCESS LADDER			100,000					100,000
65821	FILLMORE ESCALATOR REPAIRS	71,525							71,525
65920	MBFD STATIONS SECURITY UPGRADES CW			126,000					126,000
66220	HISTORIC CITY HALL ELEVATOR	320,000							320,000
67030	MARINE PATROL EXTERIOR RESTORATION	60,728							60,728
67040	NORMANDY ISLE PARK & POOL	200,000							200,000
67200	FIRE STATION 3 FIRE ALARM UPGRADE	55,000							55,000
67220	FIRE STATION 3 EMERGENCY GENERATOR	43,955							43,955
67240	777 BUILDING HVAC 4TH FLOOR	162,121							162,121
68720	POLICE HQ & PARKING GAR. FIRE ALARM	246,033							246,033
68760	CITY HALL ELECTRICAL UPGRADES	341,500							341,500
69220	PUBLIC WORKS FACILITY GENERATOR	195,863							195,863
Fund Total:		7,044,112	780,000	5,168,000					12,992,112
126 SOUTH POINTE RENEWAL & REPLACE									
65219	SOUTH POINTE PARK HVAC REPLACEMENT	25,000							25,000
Fund Total:		25,000							25,000
140 CULTURAL ARTS COUNCIL ENDOWMENT									
20418	COLLINS PARK PERFORMING ARTS VENUE	800,000							800,000
Fund Total:		800,000							800,000
142 7TH STREET GARAGE									
20026	7TH STREET GARAGE-ELEVATOR					400,000			400,000
21121	7TH ST GARAGE-ENTRANCE FLOOD CONTROL		278,000						278,000
22150	72 ST. COMMUNITY COMPLEX	128,296							128,296
26100	GARAGE SECURITY CAMERA SYSTEM	53,585							53,585
27830	PARKING GARAGE AT 1262 COLLINS AVE	2,563,569							2,563,569
60124	7TH STREET GARAGE-LANDSCAPING				120,000				120,000
60224	7 ST GARAGE-SUPERSTRUCTURE RENEWAL					250,000			250,000

ATTACHMENT A

MIAMI BEACH

**CITY OF MIAMI BEACH
FY 2022 - 2026 CAPITAL IMPROVEMENT PLAN BY FUNDING SUMMARY**

PROJECT	PROJECT NAME	Previous Years	FY 2022	FY 2023	FY 2024	FY 2025	FY 2026	Future	Total
60422	7TH ST GARAGE-FIRE SPRINKLER & PUMP		300,000						300,000
60620	7TH STREET GARAGE-INTERIOR DRAINAGE	30,000							30,000
60623	7TH STREET GARAGE-STAIRWELL RAILING			25,000					25,000
60723	7TH ST GARAGE-TRAFFIC COATING			150,000					150,000
61118	7TH STREET GARAGE UPGRADE LIGHTING	127,993							127,993
61218	7TH STREET PARKING GARAGE ROOF TOP	140,251							140,251
62621	7TH STREET GARAGE-OFFICE/RESTROOM		36,000						36,000
64719	7TH STREET GARAGE-DOOR REPLACEMENT	50,000							50,000
65121	7 STREET GARAGE-UPS BATTERY SYSTEM	66,600							66,600
67520	7TH STREET GARAGE-ROOFING REPAIRS	45,756							45,756
68220	7TH ST GARAGE SURFACE RESTORATION	95,000							95,000
69310	7TH ST. GARAGE FIRE ALARM SYSTEM	51,087							51,087
	Fund Total:	3,352,137	614,000	175,000	120,000	650,000			4,911,137
147 ART IN PUBLIC PLACES									
20377	AIPP MB CONVENTION	7,530,797							7,530,797
22618	AIPP FIRE STATION 2	95,334							95,334
22718	AIPP FLAMINGO PARK PROJECT	194,000							194,000
22918	AIPP LUMMUS PARK PROJECT	116,000							116,000
	Fund Total:	7,936,131							7,936,131
155 FEES IN LIEU OF PARKING									
20518	SURFACE LOT AT BISCAYNE BEACH	907,029							907,029
22150	72 ST. COMMUNITY COMPLEX	300,000							300,000
27830	PARKING GARAGE AT 1262 COLLINS AVE	7,145,125							7,145,125
28080	INTELLIGENT TRANSPORT SYSTEM	3,192,028							3,192,028
	Fund Total:	11,544,182							11,544,182
158 CONCURRENCY MITIGATION FUND									
20200	TRANSPORTATION CAPITAL INITIATIVE	8,192,028							8,192,028
20247	CITYWIDE PARKS IRRIGATION SYSTEM		156,000						156,000
25750	WEST AVE BRIDGE OVER COLLINS CANAL	908,068							908,068
27910	MERIDIAN AVE SHARED USE PATH		756,000						756,000
28080	INTELLIGENT TRANSPORT SYSTEM	10,322,972							10,322,972
60321	CITYWIDE PARKS COURT REPAIRS		105,000						105,000
60325	NORMANDY SHORES GOLF CLUB TEE RENO		125,000						125,000

ATTACHMENT A

MIAMI BEACH

**CITY OF MIAMI BEACH
FY 2022 - 2026 CAPITAL IMPROVEMENT PLAN BY FUNDING SUMMARY**

PROJECT	PROJECT NAME	Previous Years	FY 2022	FY 2023	FY 2024	FY 2025	FY 2026	Future	Total
60421	CITYWIDE FITNESS COURSE REPLACEMENT	-	100,000	-	-	-	-	-	100,000
62022	FLAMINGO PARK TENNIS CENTER COURTS	-	30,000	-	-	-	-	-	30,000
62122	NORMANDY SHORES GOLF CARPET REPLACEMENT	-	40,000	-	-	-	-	-	40,000
62222	WEST AVENUE BICYCLE LANES PHASE II	-	23,000	-	-	-	-	-	23,000
62322	ORCHARD PARK TRAFFIC CALMING	-	76,000	630,813	-	-	-	-	706,813
62521	NORTH BEACH GREENWAYS-PHASE II	604,230	110,000	-	-	-	-	-	714,230
62718	N. BEACH PARKS RESTROOM RESTORATION	-	91,000	-	-	-	-	-	91,000
64621	CITYWIDE PK LANDSCAPING IMPROVEMENT	-	152,000	-	-	-	-	-	152,000
65221	PINE TREE DRIVE AND 46TH STREET	603,603	-	-	-	-	-	-	603,603
65321	PRAIRIE AVENUE AND 44TH STREET/CHAS	-	520,000	-	-	-	-	-	520,000
66222	71ST STREET BRIDGE BIKE LANES	-	100,000	-	-	-	-	-	100,000
69820	NORTH BEACH GREENWAYS PHASE I	448,625	-	-	-	-	-	-	448,625
Fund Total:		21,079,526	2,384,000	630,813	-	-	-	-	24,094,339
160 RESORT TAX FUND 2%									
20200	TRANSPORTATION CAPITAL INITIATIVE	10,000,000	-	-	-	-	-	-	10,000,000
Fund Total:		10,000,000	-	-	-	-	-	-	10,000,000
164 RDA CITY CENTER RENEWAL & REPLACEMENT									
29300	LINCOLN RD LENOX-COLLINS W/SIDE STR	20,000,000	-	-	-	-	-	-	20,000,000
64819	COLONY THEATER - FIRE ALARM SYSTEM	78,000	-	-	-	-	-	-	78,000
66120	LINCOLN RD STONE RESTORATION	214,619	-	-	-	-	-	-	214,619
Fund Total:		20,292,619	-	-	-	-	-	-	20,292,619
165 NON - TIF RDA FUND									
20197	CITY CENTER RESILIENCY ENHANCEMENTS	1,000,000	-	-	-	-	-	-	1,000,000
20200	TRANSPORTATION CAPITAL INITIATIVE	8,000,000	-	-	-	-	-	-	8,000,000
66120	LINCOLN RD STONE RESTORATION	153,381	-	-	-	-	-	-	153,381
Fund Total:		9,153,381	-	-	-	-	-	-	9,153,381
169 MIAMI CITY BALLET FUND									
27780	MIAMI CITY BALLET WINDOWS	315,000	-	-	-	-	-	-	315,000
64618	MIAMI CITY BALLET VARIOUS REPAIRS	278,250	-	-	-	-	-	-	278,250
Fund Total:		593,250	-	-	-	-	-	-	593,250
171 LOCAL OPTION GAS TAX									
20000	PAVEMENT & SIDEWALK PROGRAM	1,695,000	-	-	-	-	-	-	1,695,000
21014	BICYCLE LANES/SHARED USE PATH IMPROVEMENT	-	-	844,247	-	1,980,000	-	-	2,824,247

ATTACHMENT A

MIAMI BEACH

**CITY OF MIAMI BEACH
FY 2022 - 2026 CAPITAL IMPROVEMENT PLAN BY FUNDING SUMMARY**

PROJECT	PROJECT NAME	Previous Years	FY 2022	FY 2023	FY 2024	FY 2025	FY 2026	Future	Total
20110	28TH STREET OBELISK STABILIZATION	357,230							357,230
20200	TRANSPORTATION CAPITAL INITIATIVE	3,300,000							3,300,000
20220	SEAWALL-DICKENS AV SHORELINE	231,974							231,974
20597	WEST AVENUE PHASE II	8,861							8,861
22050	BAYSHORE NEIGH. BID PACK A	223,199							223,199
22150	72 ST. COMMUNITY COMPLEX			1,000,000					1,000,000
23200	FLAMINGO PARK	896,690							896,690
23518	BATTING CAGES AT NORTH SHORE PARK	203,000							203,000
24530	SUNSET ISLANDS 1&2 GUARDHOUSE	468,225							468,225
24630	FLAGLER MONUMENT SOLAR ILLUMINATION	89,000							89,000
26270	BAYSHORE PARK (PAR 3)	412,100							412,100
26990	SECOND FL. RENOVATION-BUILDING DEPT	629,898							629,898
27950	NORTH BEACH OCEANSIDE PARK	9,710,000	283,000						9,993,000
62718	N. BEACH PARKS RESTROOM RESTORATION	190,000							190,000
63318	NORMANDY ISLE PARK POOL RENOVATIONS	47,000							47,000
64718	MUNIS / ENERGOV/ ERP PR	683,165							683,165
Fund Total:		17,474,892	283,000	1,000,000					18,757,892
302 PAY-AS-YOU-GO									
20078	CITYWIDE STREET PAVEMENT							15,000,000	15,000,000
20187	LUMMUS PARK MUSCLE BEACH UPGRADE	68,000							68,000
20220	SEAWALL-DICKENS AV SHORELINE	3,420							3,420
20237	FAIRWAY PARK IMPROVEMENTS	1,426,914		877,000	877,000				3,180,914
20247	CITYWIDE PARKS IRRIGATION SYSTEM	14,275							14,275
20250	LAGORCE ISLAND-LIGHTING TREES MISC	66,376							66,376
20300	NORMANDY ISLE PARK TURF INSTALLATION	398,000		465,500	465,500				1,329,000
20418	COLLINS PARK PERFORMING ARTS VENUE		400,000	422,000					822,000
20423	FLAMINGO PK FOOTBALL FENCE			613,000					613,000
20425	FLAMINGO PARK SOCCER FIELD TURF					281,000			281,000
20523	STILLWATER PARK LIGHTING & SOCCER						481,000		481,000
20577	BELLE ISLE PARK PLAYGROUND	294,585							294,585
20597	WEST AVENUE PHASE II	1,469,640							1,469,640
20607	11TH STREET-FLAMINGO NEIGHBORHOOD	1,059,729							1,059,729
20623	MIAMI BEACH GOLF COURSE RENOVATION							6,000,000	6,000,000

ATTACHMENT A

MIAMI BEACH

**CITY OF MIAMI BEACH
FY 2022 - 2026 CAPITAL IMPROVEMENT PLAN BY FUNDING SUMMARY**

PROJECT	PROJECT NAME	Previous Years	FY 2022	FY 2023	FY 2024	FY 2025	FY 2026	Future	Total
63080	BEACH RESTROOMS PAINT AND CONCRETE	20,000	-	-	-	-	-	-	20,000
63319	PARK VIEW ISLAND ANNEX - DOG PARK	67,000	-	-	-	-	-	-	67,000
63519	BUOY PARK REFORESTATION IMPROVEMENT	-	-	150,000	-	-	-	-	150,000
63521	RESTORATIVE TREE WELL CITYWIDE	-	-	480,000	240,000	-	-	-	720,000
63719	1755 MERIDIAN-CHILLER REPLACEMENT	211,045	-	-	-	-	-	-	211,045
63722	SMART CARD ACCESS SYSTEM-PHASE II	-	-	195,000	-	-	-	-	195,000
63819	SSCC ROOT MITIGATION & FLOORING REP	272	-	-	-	-	-	-	272
63822	1755 ROOF REPLACEMENT	-	223,000	-	-	-	-	-	223,000
63919	SMART CARD ACCESS SYSTEM- PHASE I	250,000	-	-	-	-	-	-	250,000
64019	CITY HALL ENERGY EFFICIENT BUILDING	156,000	-	-	-	-	-	-	156,000
64022	777 FOUNTAIN/ COURTYARD RENOVATIONS	-	-	131,000	-	-	-	-	131,000
64119	INDIAN CREEK LANDSCAPE & IRRIGATION	836,500	-	-	-	-	-	-	836,500
64122	BOLLARDS INSTALLATION AND REPL.	-	200,000	302,500	-	-	-	-	502,500
64190	ENTRANCE SIGNS TO NORTH BEACH	-	356,000	91,000	-	-	-	-	447,000
64418	THE FILLMORE 40-YR RECERTIFICATION	622,298	-	-	-	-	-	-	622,298
64621	CITYWIDE PK LANDSCAPING IMPROVEMENT	-	-	248,000	200,000	200,000	200,000	200,000	1,048,000
64721	MIDDLE BEACH WATER TOWER PAINTING	50,000	-	-	-	-	-	-	50,000
64821	SECURITY ENHANCEMENTS CITYWIDE	500,000	-	1,000,000	500,000	500,000	-	-	2,500,000
64918	SMART LIGHTING MASTER PLAN	1,000,000	-	-	-	-	-	-	1,000,000
64921	OCEAN RESCUE FIRE ALARM RENEWAL	30,300	-	-	-	-	-	-	30,300
65021	BELLE ISLE PARK LIGHTING ENHANCEMENT	110,000	-	-	-	-	-	-	110,000
65519	BRIDGE REPAIRS FY19	60,875	-	-	-	-	-	-	60,875
65622	SHANE ROWING CENTER ROOF REPLACEMENT	-	61,000	-	-	-	-	-	61,000
65722	FLAMINGO PARK BASEBALL STADIUM STAN	-	65,000	495,000	-	-	-	-	560,000
65818	FLEET MANAGEMENT FIRE SPRINKLER	250,000	-	-	-	-	-	-	250,000
65821	FILLMORE ESCALATOR REPAIRS	16,000	-	-	-	-	-	-	16,000
65822	MIAMI BEACH MOORING FIELD	-	156,000	-	310,000	-	-	-	466,000
65922	TOBIAS REHBERGER OBSTINATE LIGHTHOUSE	-	85,000	-	-	-	-	-	85,000
66018	FLEET MANAGEMENT CONCRETE SPALLING	100,000	-	-	-	-	-	-	100,000
66020	CITY HALL - MAIN ENTRANCE PAVERS	-	-	550,000	-	-	-	-	550,000
66021	SOUTH POINTE PARK RESTROOMS RENOVATION	66,000	-	-	-	-	-	-	66,000
66418	FLAMINGO POOL DECK & PUMP ROOM	-	-	-	334,000	-	-	-	334,000
66518	SECURITY AUDIO SYSTEM FOR ALL POOLS	-	-	100,000	-	-	-	-	100,000

ATTACHMENT A

MIAMI BEACH

**CITY OF MIAMI BEACH
FY 2022 - 2026 CAPITAL IMPROVEMENT PLAN BY FUNDING SUMMARY**

PROJECT	PROJECT NAME	Previous Years	FY 2022	FY 2023	FY 2024	FY 2025	FY 2026	Future	Total
64323	MIAMI CITY BALLET ACCESS CONTROL			50,000					50,000
64421	MBPD CUBAN MONUMENT RESTORATION	26,545							26,545
64423	MIAMI CITY BALLET UV LIGHT RETROFIT			33,000					33,000
64521	10TH ST AUDITORIUM HEAT PUMP RENEWAL	191,900							191,900
64523	MIAMI CITY BALLET BOARD ROOM CARPET			88,000					88,000
64621	CITYWIDE PK LANDSCAPING IMPROVEMENT	200,000							200,000
64623	BASS MUSEUM GALLERY FLOOR RENOVATION			226,000					226,000
64723	10TH STREET AUDITORIUM SECURITY ENHANCEMENT			34,000					34,000
64823	BASS MUSEUM TRANQUILITY FOUNTAIN			46,000					46,000
64918	SMART LIGHTING MASTER PLAN	664,012		400,000	200,000	200,000			1,464,012
65220	MIAMI CITY BALLET STUDIO FLOORING	140,000	39,000						179,000
65222	MDPL MUSEUM MASTERPLAN		175,000						175,000
65422	WATERWAY MARKERS & SIGNS		263,000						263,000
65522	BASS MUSEUM 40 YEAR RECERTIFICATION		100,000						100,000
65721	MXE LAND USE/MOBILITY/ECONOMIC DEVELOPMENT STUDY	190,000	(190,000)						
65821	FILMORE ESCALATOR REPAIRS	74,694							74,694
66021	SOUTH POINTE PARK RESTROOMS RENOVATION	20,000							20,000
66022	SOUTH POINTE PARK SPLASH PAD			249,000					249,000
66420	DADE BOULEVARD PEDESTRIAN PATHWAY	225,000							225,000
66520	SOUTH BEACH ROW LANDSCAPE	280,000		300,000	100,000				680,000
66720	COLONY THEATER-SOUND AND VIDEO			107,000					107,000
66920	S. P. PARK-FISHING PIER RAILING REP		198,000						198,000
67120	SOUNDSCAPE PARK IMPROVEMENTS	28,000							28,000
67360	BASS MUSEUM EMERGENCY GENERATOR	133,900							133,900
68820	BEACH RESTROOMS EXHAUST SYSTEMS	19,000							19,000
69620	S. BOWL SIGNAGE/ PAINTING/ LIGHTING	150,000							150,000
Fund Total:		12,205,023	854,000	3,341,000	300,000	200,000			16,900,023
306 MB QUALITY OF LIFE RESO.TX 1%									
20108	MIAMI B. GOLF COURSE PRACTICE TEE	124,000							124,000
20110	28TH STREET OBELISK STABILIZATION	250,000							250,000
20123	INDIAN BCH PK PLAYGROUND EXPANSION	792,000							792,000
20321	BEACHVIEW PK PLAYGROUND REPLACEMENT				505,000				505,000

ATTACHMENT A

MIAMI BEACH

**CITY OF MIAMI BEACH
FY 2022 - 2026 CAPITAL IMPROVEMENT PLAN BY FUNDING SUMMARY**

PROJECT	PROJECT NAME	Previous Years	FY 2022	FY 2023	FY 2024	FY 2025	FY 2026	Future	Total
65322	MIAMI BEACH GOLF CLUB LAKE AERATION		45,000						45,000
65422	WATERWAY MARKERS & SIGNS		132,000						132,000
66322	NON-MOTORIZED VESSEL KAYAK LAUNCH		70,000	400,000					470,000
68820	BEACH RESTROOMS EXHAUST SYSTEMS	9,000							9,000
Fund Total:		15,912,282	975,000	2,481,000	1,687,000	200,000			21,255,282
307 NB QUAL OF LIFE RESORT TAX 1%									
20023	ALLISON PARK PLAYGROUND REPLACEMENT					795,000			795,000
20421	NORTH SHORE BANDSHELL REAR CANOPY		310,000						310,000
20627	NORTH SHORE BANDSHELL CANOPY	668,000							668,000
20920	NORTH SHORE BANDSHELL REAR SEATING	188,000							188,000
22150	72 ST. COMMUNITY COMPLEX	346,000							346,000
22218	NORTH BEACH YARD	59,263							59,263
22750	ALTOS DEL MAR PARK	1,350,000							1,350,000
25380	BAND SHELL MASTER PLAN	1,133,372							1,133,372
26500	KAYAK LAUNCH DOCKS	644,080							644,080
27800	STREET LIGHTING IMPROVEMENTS	717			629,000				629,717
27950	NORTH BEACH OCEANSIDE PARK	3,675,000							3,675,000
28550	LIFEGUARD STAND REPLACEMENTS	540,000							540,000
28600	NSPYC EXTERIOR CAFE AND RESTROOMS	1,001,000							1,001,000
28610	RUE VENDOME PUBLIC PLAZA	1,794,000							1,794,000
28630	BONITA DRIVE STREET END IMPROVEMENT	135,000							135,000
29550	CMB SKATEPARK	150,280							150,280
29620	ALLISON PARK REDESIGN	1,432,000							1,432,000
29810	ALLEYWAY RESTORATION PH III	60,000							60,000
60237	COLLINS / HARDING ALLEY RESTORATION	100,000							100,000
60921	N. SHORES GOLF CLUB CLUBHOUSE ROOF			184,000					184,000
61219	N. SHORE TENNIS FACILITY FENCE	47,000							47,000
61319	N. SHORE BANDSHELL PLUMBING REPAIRS	30,000							30,000
61419	BEACHFRONT RESTROOMS-RENOVATIONS	87,000							87,000
61619	NORTH BEACH ROW LANDSCAPING	157,000		300,000	100,000				557,000
62523	ARTISTIC BOLLARDS			250,000					250,000
62623	SECURITY CAMERA BEACHWALK - NORTH BCH			647,500	647,500				1,295,000
63318	NORMANDY ISLE PARK POOL RENOVATIONS	17,000	358,000						375,000

ATTACHMENT A

MIAMI BEACH

**CITY OF MIAMI BEACH
FY 2022 - 2026 CAPITAL IMPROVEMENT PLAN BY FUNDING SUMMARY**

PROJECT	PROJECT NAME	Previous Years	FY 2022	FY 2023	FY 2024	FY 2025	FY 2026	Future	Total
67420	FLAMINGO PARK POOL PLAYGROUND	104,175	-	-	-	-	-	-	104,175
Fund Total:		762,013	-	-	-	-	-	-	762,013
373 99 GO BONDS-NEIGHBORHOOD IMPRO									
22050	BAYSHORE NEIGH. BID PACK A	(200)	-	-	-	-	-	-	(200)
23180	BAYSHORE NEIGH. BID PACK D	3,828	-	-	-	-	-	-	3,828
23220	NORTH SHORE NEIGH. IMPROVEMENTS	427,541	-	-	-	-	-	-	427,541
23240	LA GORCE NEIGHBORHOOD IMPROVEMENTS	64,203	-	-	-	-	-	-	64,203
23300	FLAMINGO NEIGHBORHOOD-SOUTH	164,785	-	-	-	-	-	-	164,785
23360	WEST AVE/BAY RD NEIGH.	197,991	-	-	-	-	-	-	197,991
Fund Total:		858,148	-	-	-	-	-	-	858,148
374 GULF BREEZE									
23200	FLAMINGO PARK	137,080	-	-	-	-	-	-	137,080
Fund Total:		137,080	-	-	-	-	-	-	137,080
376 99 GO BONDS - NEIGHBORHOOD IMP									
21270	VENETIAN NEIGH.-ISLANDS	2,930,534	-	-	-	-	-	-	2,930,534
22050	BAYSHORE NEIGH. BID PACK A	417,634	-	-	-	-	-	-	417,634
23220	NORTH SHORE NEIGH. IMPROVEMENTS	245,045	-	-	-	-	-	-	245,045
23240	LA GORCE NEIGHBORHOOD IMPROVEMENTS	61	-	-	-	-	-	-	61
23360	WEST AVE/BAY RD NEIGH.	13,527	-	-	-	-	-	-	13,527
23380	PALM & HIBISCUS ISLAND ENHANCEMENT	47,808	-	-	-	-	-	-	47,808
Fund Total:		3,654,609	-	-	-	-	-	-	3,654,609
377 99 GO BONDS - PARKS & BEACHES									
22750	ALTOS DEL MAR PARK	109,643	-	-	-	-	-	-	109,643
23200	FLAMINGO PARK	203,400	-	-	-	-	-	-	203,400
Fund Total:		313,043	-	-	-	-	-	-	313,043
379 SOUTH POINTE RDA									
20587	1ST STREET-ALTON RD. TO WASHINGTON	4,669,616	-	-	-	-	-	-	4,669,616
23018	SOUTH POINTE PARK LIGHTING	585,000	-	-	-	-	-	-	585,000
23300	FLAMINGO NEIGHBORHOOD-SOUTH	261,194	-	-	-	-	-	-	261,194
27370	54IN DIAMETER REDUNDANT SEWER FORCE	990,000	-	-	-	-	-	-	990,000
60177	SOUTH BEACH PEDESTRIAN ZONES	650,000	-	-	-	-	-	-	650,000
61117	RESTORATIVE TREE WELL TREATMENT	145,000	-	-	-	-	-	-	145,000
Fund Total:		7,300,810	-	-	-	-	-	-	7,300,810

ATTACHMENT A

MIAMI BEACH

**CITY OF MIAMI BEACH
FY 2022 - 2026 CAPITAL IMPROVEMENT PLAN BY FUNDING SUMMARY**

PROJECT	PROJECT-NAME	Previous Years	FY 2022	FY 2023	FY 2024	FY 2025	FY 2026	Future	Total
25219	GO#3: CRESPI PARK	184,921							184,921
25319	GO#4: FAIRWAY PARK	260,000							260,000
25419	GO#5: FLAMINGO PARK & YOUTH CENTER	15,400,000							15,400,000
25719	GO#8: LUMMUS PARK	4,737,000							4,737,000
25819	GO#9: MARJORY STONEMAN DOUGLAS PARK	682,000							682,000
25919	GO#10: MAURICE GIBB PARK	4,500,000							4,500,000
26119	GO#12: NOBE OCEANSIDE PARK BEACHWALK	2,000,000							2,000,000
26219	GO#13: N. SHORE PARK & YOUTH CENTER	3,540,000							3,540,000
26319	GO#15: PAR 3 / BAYSHORE PARK	15,700,000							15,700,000
26419	GO#17: POLO PARK	493,675							493,675
26519	GO#18: SCOTT RAKOW YOUTH CENTER	4,053,045							4,053,045
26619	GO#19: SOUNDSCAPE PARK	4,500,000							4,500,000
26719	GO#23: BAYWALK PEDESTRIAN BRIDGE	10,000,000							10,000,000
26819	GO#24: MIDDLE BEACH BEACHWALK PH3	4,500,000							4,500,000
27119	GO#29: WEST LOTS	1,000,000							1,000,000
27219	GO#30: SKATE PARK	750,000							750,000
28919	GO#26: ROOFS FOR CULTURAL FACILITIES	2,932,631							2,932,631
67819	GO#21: STILLWATER PARK	142,441							142,441
Fund Total:		86,733,000							86,733,000
392 2019 GO BONDS - PUBLIC SAFETY									
22819	GO#57: CAMERAS- ENTERTAINMENT DIST.	1,490,000							1,490,000
23119	GO#49: PUBLIC SAFETY RADIO SYSTEM	9,700,000							9,700,000
28319	GO#45: FIRE STATION #1	4,000,000							4,000,000
28419	GO#46: OCEAN RESCUE NOBE FACILITY	1,000,000							1,000,000
28519	GO#47: LICENSE PLATE READERS	1,950,000							1,950,000
28719	GO#53: SECURITY FOR PUBLIC SPACES	2,000,000							2,000,000
28819	GO#54: MARINE PATROL FACILITY	2,000,000							2,000,000
68519	GO#48: POLICE HQ FACILITY	5,500,000							5,500,000
68819	GO#50: CAMERAS- BUSINESS DIST.	825,000							825,000
68919	GO#52: LED LIGHTING IN PARKS	3,741,000							3,741,000
69019	GO#55: STREET LIGHTING IMPROVEMENTS	3,500,000							3,500,000
69119	GO#56: CAMERAS- BEACHWALK	700,000							700,000
Fund Total:		36,406,000							36,406,000

ATTACHMENT A

MIAMI BEACH

**CITY OF MIAMI BEACH
FY 2022 - 2026 CAPITAL IMPROVEMENT PLAN BY FUNDING SUMMARY**

PROJECT	PROJECT NAME	Previous Years	FY 2022	FY 2023	FY 2024	FY 2025	FY 2026	Future	Total
393 2019 GO BONDS- NEIGHBORHOODS									
24619	GO#37: SIDEWALK IMPROVEMENTS	5,200,000							5,200,000
27319	GO#31: OCEAN DRIVE CORRIDOR	2,000,000							2,000,000
27419	GO#32: PALM & HIBISCUS LANDSCAPING	1,000,000							1,000,000
27719	GO#36: WASHINGTON AVE. CORRIDOR	1,000,000							1,000,000
27819	GO#38: STREET PAVEMENT	5,800,000							5,800,000
27919	GO#39: SEAWALLS & SHORELINES	5,000,000							5,000,000
28019	GO#40: 41 ST. CORRIDOR	1,500,000							1,500,000
68219	GO#33: STREET TREE MASTER PLAN	2,500,000							2,500,000
68419	GO#42: TRAFFIC CALMING	1,500,000							1,500,000
68619	GO#43: BIKE LANES & SHARED USE PATH	2,500,000							2,500,000
	Fund Total:	28,000,000							28,000,000
410 BUILDING CAPITAL FUND									
26990	SECOND FL. RENOVATION-BUILDING DEPT	1,240,000							1,240,000
	Fund Total:	1,240,000							1,240,000
418 W&S CAP PROJ FUNDED BY OPER FDS									
20527	FDOT UTILITIES RELOCATION	221,175	285,000						506,175
20607	11TH STREET-FLAMINGO NEIGHBORHOOD	40,468							40,468
20619	WASTE WATER STATIONS REHABILITATION		2,870,733	2,339,267					5,210,000
23000	SUNSET HARBOUR PUMPSTATION UPGRADES	1,013,016							1,013,016
23360	WEST AVE/BAY RD NEIGH.	376,706							376,706
27370	54IN DIAMETER REDUNDANT SEWER FORCE	2,370,395							2,370,395
28120	WATER PUMP STATIONS IMPROVEMENTS	1,000,000	2,595,937	2,115,063					5,711,000
28220	WASTEWATER MANHOLE REHABILITATION	3,045,000	1,592,000						4,637,000
28320	SEWER PUMP STATION ODOR CONTROL	850,600							850,600
28420	SWR PUMP STATION # 18 IMPROVEMENTS	1,400,000							1,400,000
28520	WATER & WASTEWATER MAINS AND REHAB	140,889	7,833,710	6,381,290					14,355,889
60319	WATER METER REPLACEMENT PROGRAM	9,104,893							9,104,893
60419	DERM & EPA CONSENT DECREE	1,400,000	500,000	2,800,000	2,800,000	2,800,000	2,800,000		13,100,000
64923	PW WHS & SHOPS LED LIGHTS RETROFIT			74,000					74,000
65421	VALVE REPLACEMENT PROGRAM		1,029,000						1,029,000
66818	WATER STATION ROOF REPLACEMENT	30,000							30,000
	Fund Total:	20,993,142	16,706,379	13,709,621	2,800,000	2,800,000	2,800,000		59,809,142

ATTACHMENT A

MIAMI BEACH

**CITY OF MIAMI BEACH
FY 2022 - 2026 CAPITAL IMPROVEMENT PLAN BY FUNDING SUMMARY**

PROJECT	PROJECT NAME	Previous Years	FY 2022	FY 2023	FY 2024	FY 2025	FY 2026	Future	Total
419 2017 WATER & SEWER BONDS									
20527	FDOT UTILITIES RELOCATION	677,529							677,529
20597	WEST AVENUE PHASE II	18,333,671							18,333,671
20607	11TH STREET-FLAMINGO NEIGHBORHOOD	2,495,457							2,495,457
20619	WASTE WATER STATIONS REHABILITATION	11,103,400							11,103,400
20719	SCADA AND PLC SYSTEMS	3,137,750							3,137,750
21270	VENETIAN NEIGH. ISLANDS	597,022							597,022
23000	SUNSET HARBOUR PUMPSTATION UPGRADES	539,631							539,631
23220	NORTH SHORE NEIGH. IMPROVEMENTS	138,427							138,427
23240	LA GORCE NEIGHBORHOOD IMPROVEMENTS	297,347							297,347
23360	WEST AVE/BAY RD NEIGH.	110,000							110,000
23380	PALM & HIBISCUS ISLAND ENHANCEMENT	3,963,099							3,963,099
27370	54IN DIAMETER REDUNDANT SEWER FORCE	3,997,327							3,997,327
28120	WATER PUMP STATIONS IMPROVEMENTS	4,595,000							4,595,000
28520	WATER & WASTEWATER MAINS AND REHAB.	26,276,820							26,276,820
28940	BAYSHORE NEIGH. CENTRAL - SOUTH	3,616,516							3,616,516
60319	WATER METER REPLACEMENT PROGRAM	7,000,000							7,000,000
65421	VALVE REPLACEMENT PROGRAM	931,635	830,853						1,762,488
	Fund Total:	87,810,631	830,853						88,641,484
420 W&S GBL SERIES 2010 2009-27243									
20527	FDOT UTILITIES RELOCATION	178,825							178,825
21270	VENETIAN NEIGH. ISLANDS	2,766,100							2,766,100
22050	BAYSHORE NEIGH. BID PACK A	3,895,513							3,895,513
23000	SUNSET HARBOUR PUMPSTATION UPGRADES	2,500,062							2,500,062
23180	BAYSHORE NEIGH. BID PACK D	2,850,793							2,850,793
23220	NORTH SHORE NEIGH. IMPROVEMENTS	2,368,323							2,368,323
23360	WEST AVE/BAY RD NEIGH.	1,632,360							1,632,360
23380	PALM & HIBISCUS ISLAND ENHANCEMENT	2,547,712							2,547,712
27370	54IN DIAMETER REDUNDANT SEWER FORCE	566							566
	Fund Total:	18,740,254							18,740,254

ATTACHMENT A

MIAMI BEACH

**CITY OF MIAMI BEACH
FY 2022 - 2026 CAPITAL IMPROVEMENT PLAN BY FUNDING SUMMARY**

PROJECT	PROJECT NAME	Previous Years	FY 2022	FY 2023	FY 2024	FY 2025	FY 2026	Future	Total
422 WATER AND SEWER IMPACT FEES									
20527	FDOT UTILITIES RELOCATION		1,215,000						1,215,000
23180	BAYSHORE NEIGH. BID PACK D	97,000							97,000
	Fund Total:	97,000	1,215,000						1,312,000
423 GULF BREEZE 2006									
21270	VENETIAN NEIGH. ISLANDS	1,134,463							1,134,463
22050	BAYSHORE NEIGH. BID PACK A	765,052							765,052
23240	LA GORCE NEIGHBORHOOD IMPROVEMENTS	56,000							56,000
23380	PALM & HIBISCUS ISLAND ENHANCEMENT	2,828,927							2,828,927
28940	BAYSHORE NEIGH. CENTRAL - SOUTH	106,792							106,792
	Fund Total:	4,891,234							4,891,234
424 WATER & SEWER BONDS 2000S									
21270	VENETIAN NEIGH. ISLANDS	3,659,741							3,659,741
22050	BAYSHORE NEIGH. BID PACK A	2,893,609							2,893,609
23180	BAYSHORE NEIGH. BID PACK D	777,897							777,897
23220	NORTH SHORE NEIGH. IMPROVEMENTS	2,024,350							2,024,350
23240	LA GORCE NEIGHBORHOOD IMPROVEMENTS	524,662							524,662
23300	FLAMINGO NEIGHBORHOOD-SOUTH	1,211,126							1,211,126
23360	WEST AVE/BAY RD NEIGH.	1,063,111							1,063,111
23380	PALM & HIBISCUS ISLAND ENHANCEMENT	1,222,509							1,222,509
27370	54IN DIAMETER REDUNDANT SEWER FORCE	78,434							78,434
28940	BAYSHORE NEIGH. CENTRAL - SOUTH	1,715							1,715
	Fund Total:	13,457,154							13,457,154
425 WATER AND SEWER ENTERPRISE FUN									
21270	VENETIAN NEIGH. ISLANDS	1,529,777							1,529,777
22050	BAYSHORE NEIGH. BID PACK A	50,770							50,770
23180	BAYSHORE NEIGH. BID PACK D	358,785							358,785
23360	WEST AVE/BAY RD NEIGH.	106,783							106,783
23380	PALM & HIBISCUS ISLAND ENHANCEMENT	503,278							503,278
28940	BAYSHORE NEIGH. CENTRAL - SOUTH	309,433							309,433
64220	PUBLIC WORKS FACILITY EXTERIOR	84,914							84,914
69220	PUBLIC WORKS FACILITY GENERATOR	130,209							130,209
	Fund Total:	3,073,949							3,073,949

ATTACHMENT A



**CITY OF MIAMI BEACH
FY 2022 - 2026 CAPITAL IMPROVEMENT PLAN BY FUNDING SUMMARY**

PROJECT	PROJECT NAME	Previous Years	FY 2022	FY 2023	FY 2024	FY 2025	FY 2026	Future	Total
427 STORMWATER ENTERPRISE FUND									
21270	VENETIAN NEIGH. ISLANDS	2,600,270	-	-	-	-	-	-	2,600,270
23000	SUNSET HARBOUR PUMPSTATION UPGRADES	1,974,840	-	-	-	-	-	-	1,974,840
23380	PALM & HIBISCUS ISLAND ENHANCEMENT	449,272	-	-	-	-	-	-	449,272
27170	SEAWALL-BISCAYNE BAY ST END PH. II	1,508,344	-	-	-	-	-	-	1,508,344
28940	BAYSHORE NEIGH. CENTRAL - SOUTH	75,486	-	-	-	-	-	-	75,486
69220	PUBLIC WORKS FACILITY GENERATOR	65,105	-	-	-	-	-	-	65,105
	Fund Total:	6,673,317	-	-	-	-	-	-	6,673,317
428 STORMWATER BONDS 20005									
21270	VENETIAN NEIGH. ISLANDS	4,353,561	-	-	-	-	-	-	4,353,561
22050	BAYSHORE NEIGH. BID PACK A	1,549,281	-	-	-	-	-	-	1,549,281
23180	BAYSHORE NEIGH. BID PACK D	119,601	-	-	-	-	-	-	119,601
23240	LA GORCE NEIGHBORHOOD IMPROVEMENTS	730,899	-	-	-	-	-	-	730,899
23270	CITY CENTER COMMERCIAL DISTRICT BPB	(28,330)	-	-	-	-	-	-	(28,330)
23300	FLAMINGO NEIGHBORHOOD-SOUTH	3,375,123	-	-	-	-	-	-	3,375,123
23360	WEST AVE/BAY RD NEIGH.	1,260,981	-	-	-	-	-	-	1,260,981
23380	PALM & HIBISCUS ISLAND ENHANCEMENT	427,465	-	-	-	-	-	-	427,465
	Fund Total:	11,788,581	-	-	-	-	-	-	11,788,581
429 2017 STORMWATER BONDS									
20587	1ST STREET-ALTON RD TO WASHINGTON	17,459,326	-	-	-	-	-	-	17,459,326
20597	WEST AVENUE PHASE II	57,041,515	-	-	-	-	-	-	57,041,515
20607	11TH STREET-FLAMINGO NEIGHBORHOOD	1,942,680	-	-	-	-	-	-	1,942,680
20719	SCADA AND PLC SYSTEMS	4,100,250	-	-	-	-	-	-	4,100,250
21220	INDIAN CREEK STREET DRAINAGE IMP.	5,267,542	-	-	-	-	-	-	5,267,542
23000	SUNSET HARBOUR PUMPSTATION UPGRADES	3,750,973	-	-	-	-	-	-	3,750,973
23180	BAYSHORE NEIGH. BID PACK D	2,343,000	-	-	-	-	-	-	2,343,000
23270	CITY CENTER COMMERCIAL DISTRICT BPB	2,300,000	-	-	-	-	-	-	2,300,000
23360	WEST AVE/BAY RD NEIGH.	515,356	-	-	-	-	-	-	515,356
23380	PALM & HIBISCUS ISLAND ENHANCEMENT	5,699,315	-	-	-	-	-	-	5,699,315
25750	WEST AVE BRIDGE OVER COLLINS CANAL	283,380	-	-	-	-	-	-	283,380
28920	BIOSWALE PILOT PROJECT	850,000	-	-	-	-	-	-	850,000
28940	BAYSHORE NEIGH. CENTRAL - SOUTH	1,065,000	-	-	-	-	-	-	1,065,000
	Fund Total:	102,618,337	-	-	-	-	-	-	102,618,337

MIAMI BEACH

CITY OF MIAMI BEACH FY 2022 - 2026 CAPITAL IMPROVEMENT PLAN BY FUNDING SUMMARY

ATTACHMENT A

PROJECT	PROJECT NAME	Previous Years	FY 2022	FY 2023	FY 2024	FY 2025	FY 2026	Future	Total
29020	CITYWIDE SEAWALL REHAB.	10,000,000	-	-	-	-	-	-	10,000,000
	Fund Total:	26,284,431	-	-	-	-	-	-	26,284,431
434 STORMWATER CAPITAL NOT BONDS									
21220	INDIAN CREEK STREET DRAINAGE IMP.	232,458	-	-	-	-	-	-	232,458
21720	DRAINAGE SYSTEM WATER QUALITY PILOT	500,000	-	-	-	-	-	-	500,000
23270	CITY CENTER COMMERCIAL DISTRICT BPB	628,603	-	-	-	-	-	-	628,603
23360	WEST AVE/BAY RD NEIGH.	401,046	-	-	-	-	-	-	401,046
29820	STORM WATER OUTFALLS	2,000,000	-	-	-	-	-	-	2,000,000
	Fund Total:	3,762,107	-	-	-	-	-	-	3,762,107
435 SANITATION ENTERPRISE FUND									
21920	RECONFIGURATION OF SANITATION AREA	330,000	-	-	-	-	-	-	330,000
63718	SANITATION INTERIOR REPLACEMENT	190,000	-	-	-	-	-	-	190,000
64318	BAYSHORE GREEN WASTE FACILITY	750,000	-	-	-	-	-	-	750,000
69470	FLEET/SANITATION FIRE ALARM SYSTEM	42,900	-	-	-	-	-	-	42,900
	Fund Total:	1,312,900	-	-	-	-	-	-	1,312,900
439 MIAMI-DADE COUNTY BOND-MBCC									
28160	CONVENTION CENTER RENOVATION	54,426,432	-	-	-	-	-	-	54,426,432
	Fund Total:	54,426,432	-	-	-	-	-	-	54,426,432
440 CONVENTION CENTER OPERATIONS									
21618	CONVENTION CENTER GARAGE EQUIPMENT	121,000	-	-	-	-	-	-	121,000
28160	CONVENTION CENTER RENOVATION	1,557,174	-	-	-	-	-	-	1,557,174
28170	CONVENTION CENTER PARK	1,712,000	-	-	-	-	-	-	1,712,000
	Fund Total:	3,390,174	-	-	-	-	-	-	3,390,174
441 CONVENTION DEVELOPMENT TAX\$35M									
28160	CONVENTION CENTER RENOVATION	19,921	-	-	-	-	-	-	19,921
	Fund Total:	19,921	-	-	-	-	-	-	19,921
442 CONVENTION DEVELOPMENT TAX\$15M									
28160	CONVENTION CENTER RENOVATION	2,457,531	-	-	-	-	-	-	2,457,531
	Fund Total:	2,457,531	-	-	-	-	-	-	2,457,531
443 CONV CTR RENEWAL AND REPLACEMENT									
65022	CONV.CTR. RUBBER WALLS REPLACEMENT	-	184,000	-	-	-	-	-	184,000
65023	CONV.CTR. EXHIBIT HALLS FIRE STROBE	-	-	300,000	-	-	-	-	300,000
65122	CONV.CTR. ADDITIONAL SECURITY CAMERAS	-	250,000	-	-	-	-	-	250,000

ATTACHMENT A

MIAMI BEACH

**CITY OF MIAMI BEACH
FY 2022 - 2026 CAPITAL IMPROVEMENT PLAN BY FUNDING SUMMARY**

PROJECT	PROJECT NAME	Previous Years	FY 2022	FY 2023	FY 2024	FY 2025	FY 2026	Future	Total
65123	CONV.CTR. VIBRATION ISOLATORS	-	-	100,000	-	-	-	-	100,000
65223	CONVENTION CTR. EXHIBIT HALL LIGHTS	-	-	60,000	-	-	-	-	60,000
67322	PARKING DECK CRACKS REPAIR	-	280,000	-	-	-	-	-	280,000
67422	EAST CHILLED WATER PIPING INSULATION	-	35,000	-	-	-	-	-	35,000
67522	CANAL PARK LANDSCAPING REPLACEMENT	-	40,000	-	-	-	-	-	40,000
67622	TERRAZZO FLOOR SCRUBBERS	-	40,000	-	-	-	-	-	40,000
67722	ENERGY CONSUMPTION MANAGEMENT INTEGRATION SYSTEM	-	35,000	-	-	-	-	-	35,000
67822	CHILLER LINES FLUSHING	-	25,000	-	-	-	-	-	25,000
Fund Total:		-	889,000	460,000	-	-	-	-	1,349,000
463 RDA- GARAGE FUND									
20022	16TH ST. GARAGE JOINT REPLACEMENT	-	200,000	-	-	-	-	-	200,000
20200	TRANSPORTATION CAPITAL INITIATIVE	7,000,000	-	-	-	-	-	-	7,000,000
21124	16TH ST GARAGE EXTERIOR RENEWAL	-	-	-	400,000	-	-	-	400,000
28010	COLLINS PARK PARKING GARAGE	2,069,000	-	-	-	-	-	-	2,069,000
60023	16TH ST GARAGE PLUMBING SYSTEM UPDATE	-	-	75,000	-	-	-	-	75,000
60190	ANCHOR GARAGE ELEVATOR REPLACEMENT	357,995	-	-	-	-	-	-	357,995
60324	16TH STREET GARAGE GENERATOR	-	-	-	250,000	-	-	-	250,000
61718	16TH STREET GARAGE FIRE SPRINKLER	1,444,000	-	-	-	-	-	-	1,444,000
61818	16TH STREET GARAGE STAIRWAYS	101,200	-	-	-	-	-	-	101,200
61918	16TH STREET GARAGE ROOF AND DECK	1,808,000	-	-	-	-	-	-	1,808,000
62422	16TH STREET GARAGE HVAC RENEWAL	-	34,000	-	-	-	-	-	34,000
62721	16TH STREET GARAGE OFFICE/RESTROOM	-	30,000	-	-	-	-	-	30,000
62821	16TH STREET GARAGE ROOF TOP RENEWAL	-	34,000	-	-	-	-	-	34,000
65019	16TH STREET GARAGE (ANCHOR) - PAINT	100,000	-	-	-	-	-	-	100,000
65521	16TH STREET CANVAS AWNING RENEWAL	56,560	-	-	-	-	-	-	56,560
66918	ANCHOR GAR. FIRE ALARM REPLACEMENT	221,000	-	-	-	-	-	-	221,000
67018	ANCHOR GARAGE STAIRWELL DOORS	27,000	-	-	-	-	-	-	27,000
67118	ANCHOR - INTERIOR FLOOR DRAINAGE	30,000	-	-	-	-	-	-	30,000
67922	16TH STREET GARAGE EXTERIOR PAINT RENEWAL & WATERPROOFING	-	550,000	-	-	-	-	-	550,000
Fund Total:		13,214,755	848,000	75,000	650,000	-	-	-	14,787,755

ATTACHMENT A



**CITY OF MIAMI BEACH
FY 2022 - 2026 CAPITAL IMPROVEMENT PLAN BY FUNDING SUMMARY**

PROJECT	PROJECT NAME	Previous Years	FY 2022	FY 2023	FY 2024	FY 2025	FY 2026	Future	Total
62218	13TH STREET GARAGE LIGHTING (LED)	86,000							86,000
62223	12TH STREET OVERHEAD GATE RENEWAL			61,100					61,100
62940	CITYWIDE PARKING LOT LIGHTING	250,000							250,000
63221	12TH STREET GARAGE-DOMESTIC WATER		79,000						79,000
64018	17TH ST GARAGE 40YR RECERTIFICATION	270,594							270,594
64419	13TH STREET GARAGE - WATER SYSTEM	33,000							33,000
64519	17TH STREET GARAGE - 1ST FL OFFICE	45,000							45,000
64619	SURFACE LOTS CITYWIDE LANDSCAPING	100,000							100,000
66121	12 ST. PARKING GARAGE FIRE ALARM	50,000							50,000
67418	42ND STREET GARAGE-DISPATCH AREA	100,000							100,000
67518	1755 MERIDIAN AVE OFFICE SECURITY	35,000							35,000
67618	12TH STREET GARAGE-ROOF RENEWAL	64,000							64,000
67818	17 ST GARAGE-GENERATOR REPLACEMENT	120,000							120,000
68018	42ND STREET GARAGE-GENERATOR	96,550							96,550
68022	SKIDATA GARAGE SOFTWARE UPGRADE		475,000						475,000
68118	42ND ST GARAGE- INTERIOR DRAINAGE	34,000							34,000
	Fund Total:	13,453,971	2,164,000	1,521,100	890,000	1,284,000	500,000		19,813,071
510 FLEET MANAGEMENT FUND									
60326	FY26 VEHICLE/EQUIPMENT REPLACEMENT						5,107,000		5,107,000
60417	FY20 VEHICLE/EQUIPMENT REPLACEMENT	7,468,000							7,468,000
60425	FY25 VEHICLE/EQUIPMENT REPLACEMENT					4,938,000			4,938,000
61122	FY22 VEHICLE/EQUIPMENT REPLACEMENT		7,414,000						7,414,000
61424	FY24 VEHICLE/EQUIPMENT REPLACEMENT				6,806,000				6,806,000
61723	FY23 VEHICLE/EQUIPMENT REPLACEMENT			8,138,000					8,138,000
63421	FY21 VEHICLE/EQUIPMENT REPLACEMENT	9,968,000							9,968,000
63922	FLEET BAYS PLUMBING RENEWAL			141,000					141,000
65119	FY19 VEHICLE/EQUIPMENT REPLACEMENT	3,030,000							3,030,000
65618	FLEET MANAGEMENT STAIRS RESTORATION			35,000					35,000
65718	FLEET MANAGEMENT WAREHOUSE CEILING			30,000					30,000
65918	FLEET MANAGEMENT LED LIGHTING			75,000					75,000
66118	FLEET MANAGEMENT BAYS PAINTING			120,000					120,000
68122	FLEET 40 YEAR RE-CERTIFICATION		35,000						35,000
68222	FLEET ENHANCEMENTS PHASE II UPGRADE		150,000						150,000

ATTACHMENT A

MIAMI BEACH

**CITY OF MIAMI BEACH
FY 2022 - 2026 CAPITAL IMPROVEMENT PLAN BY FUNDING SUMMARY**

PROJECT	PROJECT NAME	Previous Years	FY 2022	FY 2023	FY 2024	FY 2025	FY 2026	Future	Total
68322	FLEET SECURITY CAMERAS		157,000						157,000
68422	FLEET WAREHOUSE WATERPROOFING AND ROOF REPAIR		145,000						145,000
68522	FLEET GATE		51,000						51,000
68622	FLEET PARKING LOT RESURFACING		71,000						71,000
69470	FLEET/SANITATION FIRE ALARM SYSTEM	42,900							42,900
Fund Total:		20,508,900	8,023,000	8,539,000	6,806,000	4,938,000	5,107,000		53,921,900
520 PROPERTY MANAGEMENT FUND									
21818	PROPERTY MGMT FACILITY GENERATOR	250,000							250,000
Fund Total:		250,000							250,000
550 COMMUNICATIONS FUND									
22018	FIBER COMMUNICATIONS INSTALLATION	292,000							292,000
23119	GO#49: PUBLIC SAFETY RADIO SYSTEM	667,718							667,718
68450	BLDG DEV PROCESS ENT SYSTEM	1,600,000							1,600,000
Fund Total:		2,559,718							2,559,718
552 INFO & COMMUNICATIONS TECH									
61790	MBPD OFF-DUTY EMPLOYMENT SOFTWARE	60,000							60,000
68450	BLDG DEV PROCESS ENT SYSTEM	58,468							58,468
Fund Total:		118,468							118,468
FGO NEIGH FUTURE G.O. BONDS NEIGHBORHOOD									
24619	GO#37: SIDEWALK IMPROVEMENTS			3,900,000				3,900,000	7,800,000
27319	GO#31: OCEAN DRIVE CORRIDOR			18,000,000				20,000,000	38,000,000
27519	GO#34: ABOVE GROUND IMPROVEMENTS			23,000,000					23,000,000
27619	GO#35: FLAMINGO PARK NEIGHBORHOOD							20,000,000	20,000,000
27719	GO#36: WASHINGTON AVE. CORRIDOR			9,000,000					9,000,000
27819	GO#38: STREET PAVEMENT			12,100,000				12,100,000	24,200,000
27919	GO#39: SEAWALLS & SHORELINES			5,000,000					5,000,000
28019	GO#40: 41 ST. CORRIDOR			13,500,000					13,500,000
28119	GO#41: LA GORCE NEIGHBORHOOD							14,000,000	14,000,000
28219	GO#44: NORTH SHORE NEIGHBORHOOD							8,000,000	8,000,000
68219	GO#33: STREET TREE MASTER PLAN			2,500,000					2,500,000
68419	GO#42: TRAFFIC CALMING			500,000					500,000
68619	GO#43: BIKE LANES & SHARED USE PATH			2,500,000					2,500,000
Fund Total:				90,000,000				78,000,000	168,000,000

ATTACHMENT A

MIAMI BEACH

**CITY OF MIAMI BEACH
FY 2022 - 2026 CAPITAL IMPROVEMENT PLAN BY FUNDING SUMMARY**

PROJECT	PROJECT NAME	Previous Years	FY 2022	FY 2023	FY 2024	FY 2025	FY 2026	Future	Total
FGO P-SAFE FUTURE GO BONDS PUBLIC SAFETY									
28319	GO#45: FIRE STATION #1	-	-	6,000,000	-	-	-	-	6,000,000
28419	GO#46: OCEAN RESCUE NOBE FACILITY	-	-	4,000,000	-	-	-	-	4,000,000
28619	GO#51: FIRE STATION #3	-	-	10,000,000	-	-	-	-	10,000,000
28719	GO#53: SECURITY FOR PUBLIC SPACES	-	-	2,350,000	-	-	-	-	2,350,000
28819	GO#54: MARINE PATROL FACILITY	-	-	700,000	-	-	-	-	700,000
68519	GO#48: POLICE HQ FACILITY	-	-	4,500,000	-	-	-	-	4,500,000
68919	GO#52: LED LIGHTING IN PARKS	-	-	759,000	-	-	-	-	759,000
69019	GO#55: STREET LIGHTING IMPROVEMENTS	-	-	6,500,000	-	-	-	-	6,500,000
	Fund Total:	-	-	34,809,000	-	-	-	-	34,809,000
FGO PKS FUTURE G.O. BONDS PARKS									
25019	GO#1: 72 ST. COMMUNITY COMPLEX	-	-	43,000,000	-	-	-	-	43,000,000
25419	GO#5: FLAMINGO PARK & YOUTH CENTER	-	-	15,150,000	-	-	-	-	15,150,000
25519	GO#6: FISHER PARK	-	-	105,000	-	-	-	-	105,000
25619	GO#7: LA GORCE PARK	-	-	150,000	-	-	-	-	150,000
26019	GO#11: MUSS PARK	-	-	250,000	-	-	-	-	250,000
26219	GO#13: N.SHORE PARK & YOUTH CENTER	-	-	2,185,000	-	-	-	-	2,185,000
26719	GO#23: BAYWALK PEDESTRIAN BRIDGE	-	-	5,000,000	-	-	-	-	5,000,000
26919	GO#27: LOG CABIN	-	-	1,076,000	-	-	-	-	1,076,000
27019	GO#28: ART DECO MUSEUM	-	-	2,000,000	-	-	-	-	2,000,000
27119	GO#29: WEST LOTS	-	-	4,000,000	-	-	-	-	4,000,000
67519	GO#14: PALM ISLAND PARK	-	-	231,000	-	-	-	-	231,000
67619	GO#16: PINETREE PARK	-	-	700,000	-	-	-	-	700,000
67719	GO#20: SOUTH POINTE PARK	-	-	480,000	-	-	-	-	480,000
67919	GO#22: TATUM PARK	-	-	840,000	-	-	-	-	840,000
68019	GO#25: WATERWAY RESTORATION	-	-	6,000,000	-	-	-	-	6,000,000
	Fund Total:	-	-	81,167,000	-	-	-	-	81,167,000
FSW FUTURE STORMWATER									
20124	ALLISON ISLAND NORTH	-	-	-	-	-	-	6,154,321	6,154,321
20224	NORMANDY SHORES	-	-	-	-	-	-	29,147,027	29,147,027
20323	LA GORCE ISLAND	-	-	-	-	-	-	9,104,921	9,104,921
20324	BELLE ISLE	-	-	-	-	-	-	4,550,621	4,550,621
20422	FLAMINGO NEIGHBORHOOD	-	-	-	-	-	-	120,000,000	120,000,000

ATTACHMENT A

MIAMI BEACH

**CITY OF MIAMI BEACH
FY 2022 - 2026 CAPITAL IMPROVEMENT PLAN BY FUNDING SUMMARY**

PROJECT	PROJECT NAME	Previous Years	FY 2022	FY 2023	FY 2024	FY 2025	FY 2026	Future	Total
20424	BISCAYNE BEACH							20,445,421	20,445,421
20522	NAUTILUS NEIGHBORHOOD							29,486,421	29,486,421
20524	BISCAYNE POINT							13,266,321	13,266,321
20624	CENTRAL BAYSHORE							7,963,400	7,963,400
20724	INDIAN CREEK PARKWAY							9,217,121	9,217,121
20824	PARK VIEW ISLAND							4,759,121	4,759,121
20922	NORMANDY ISLES DRAINAGE IMPROVEMENT				164,000,000				164,000,000
20924	STAR ISLAND							6,032,621	6,032,621
21122	SUNSET ISLAND 1							5,319,421	5,319,421
21222	SUNSET ISLAND 2							7,446,121	7,446,121
22320	LAKEVIEW NEIGHBORHOOD IMPROVEMENTS							25,600,000	25,600,000
22418	MT. SINAI STORMWATER PUMP STATION							13,227,421	13,227,421
22720	PUBLIC WORKS FACILITY-PUMP STATION							2,300,000	2,300,000
23220	NORTH SHORE NEIGH. IMPROVEMENTS							40,627,421	40,627,421
23240	LA GORCE NEIGHBORHOOD IMPROVEMENTS							40,000,000	40,000,000
23270	CITY CENTER COMMERCIAL DISTRICT BPB							40,227,421	40,227,421
24020	ORCHARD PARK							13,688,421	13,688,421
24120	TOWN CENTER			45,544,504					45,544,504
Fund Total:				45,544,504		164,000,000		448,563,542	658,108,046
FWS FUTURE WATER & SEWER									
20422	FLAMINGO NEIGHBORHOOD							94,000,000	94,000,000
20527	FDOT UTILITIES RELOCATION				17,000,000				17,000,000
20922	NORMANDY ISLES DRAINAGE IMPROVEMENT					128,000,000			128,000,000
22320	LAKEVIEW NEIGHBORHOOD IMPROVEMENTS							15,400,000	15,400,000
22418	MT. SINAI STORMWATER PUMP STATION							6,500,000	6,500,000
22720	PUBLIC WORKS FACILITY-PUMP STATION							2,990,000	2,990,000
23220	NORTH SHORE NEIGH. IMPROVEMENTS							19,500,000	19,500,000
23240	LA GORCE NEIGHBORHOOD IMPROVEMENTS							40,000,000	40,000,000
23270	CITY CENTER COMMERCIAL DISTRICT BPB							14,560,000	14,560,000
24120	TOWN CENTER			42,000,000					42,000,000
28220	WASTEWATER MANHOLE REHABILITATION			1,639,091	1,688,263				3,327,354

ATTACHMENT A

MIAMI BEACH

**CITY OF MIAMI BEACH
FY 2022 - 2026 CAPITAL IMPROVEMENT PLAN BY FUNDING SUMMARY**

PROJECT	PROJECT NAME	Previous Years	FY 2022	FY 2023	FY 2024	FY 2025	FY 2026	Future	Total
28520	WATER & WASTEWATER MAINS AND REHAB	-	-	15,441,872	15,268,653	-	-	-	30,710,525
29310	CONVENTION CNTR LINCOLN RD CONNECTOR	-	-	3,400,000	-	-	-	-	3,400,000
Fund Total:		-	-	62,480,963	33,956,916	128,000,000	-	192,950,000	417,387,879
Grand Total:		1,693,228,914	70,188,737	383,111,370	62,470,985	310,332,100	15,362,000	792,053,542	3,326,747,648

ATTACHMENT B

MIAMI BEACH

**CITY OF MIAMI BEACH
FY 2022 - 2026 CAPITAL IMPROVEMENT PLAN BY PROGRAM**

PROJECT	PROGRAM	Previous Years	FY 2022	FY 2023	FY 2024	FY 2025	FY 2026	Future	Total
ART IN PUBLIC PLACES									
TOURISM & CULTURAL DEPARTMENT									
20377	AIPP MB CONVENTION	7,530,797	-	-	-	-	-	-	7,530,797
22618	AIPP FIRE STATION 2	95,334	-	-	-	-	-	-	95,334
22718	AIPP FLAMINGO PARK PROJECT	194,000	-	-	-	-	-	-	194,000
22918	AIPP LUMMUS PARK PROJECT	116,000	-	-	-	-	-	-	116,000
65922	TOBIAS REHBERGER OBSTINATE LIGHTHOUSE	-	85,000	-	-	-	-	-	85,000
		7,936,131	85,000	-	-	-	-	-	8,021,131
	TOTAL:	7,936,131	85,000	-	-	-	-	-	8,021,131
BRIDGES									
FACILITIES & FLEET MANAGEMENT									
61719	41ST STREET BRIDGES REPAIR	480,000	-	-	-	-	-	-	480,000
PW ADMINISTRATION									
65519	BRIDGE REPAIRS FY19	60,875	-	-	-	-	-	-	60,875
PW ENGINEERING									
22920	CITYWIDE BRIDGES	925,202	750,000	750,000	800,000	-	-	-	3,225,202
25750	WEST AVE BRIDGE OVER COLLINS CANAL	7,145,127	-	-	-	-	-	-	7,145,127
		8,070,329	750,000	750,000	800,000	-	-	-	10,370,329
TOURISM & CULTURAL DEPARTMENT									
64160	PAINTING & LIGHTING OF BRIDGES	1,585,000	-	-	-	-	-	-	1,585,000
67140	81ST ST PEDESTRIAN BRIDGE	180,000	-	-	-	-	-	-	180,000
		1,765,000	-	-	-	-	-	-	1,765,000
	TOTAL:	10,376,204	750,000	750,000	800,000	-	-	-	12,676,204
COMMUNITY CENTERS									
FACILITIES & FLEET MANAGEMENT									
21621	ADAPTIVE FITNESS AND RECREATION CTR	2,500,000	-	-	-	-	-	-	2,500,000
	TOTAL:	2,500,000	-	-	-	-	-	-	2,500,000
CONVENTION CENTER									
CAPITAL IMPROVEMENT PROGRAM									
28170	CONVENTION CENTER PARK	9,462,000	-	-	-	-	-	-	9,462,000
28180	CONVENTION CENTER - CARL FISHER	3,912,900	350,000	-	-	-	-	-	4,262,900
		13,374,900	350,000	-	-	-	-	-	13,724,900
CMO CONVENTION CENTER DISTRICT									
28160	CONVENTION CENTER RENOVATION	615,421,648	-	-	-	-	-	-	615,421,648
PARKING ADMINISTRATION									
21618	CONVENTION CENTER GARAGE EQUIPMENT	771,000	-	-	-	-	-	-	771,000
	TOTAL:	629,567,548	350,000	-	-	-	-	-	629,917,548

ATTACHMENT B

MIAMI BEACH

**CITY OF MIAMI BEACH
FY 2022 - 2026 CAPITAL IMPROVEMENT PLAN BY PROGRAM**

PROJECT	PROGRAM	Previous Years	FY 2022	FY 2023	FY 2024	FY 2025	FY 2026	Future	Total
ENVIRONMENTAL									
CAPITAL IMPROVEMENT PROGRAM									
21018	BAYWALK PHASE 2	386,000							386,000
21119	BAYWALK 10TH TO 12TH STREET	310,000							310,000
28070	MIDDLE BEACH REC. CORRIDOR PH III	2,675,000							2,675,000
61920	MAURICE GIBB SOIL REMEDIATION	1,092,000							1,092,000
		4,463,000							4,463,000
ENVIRONMENT SUSTAINABILITY									
62719	FLEET MGMT FACILITY REMEDIATION	111,000							111,000
62819	LAKE PANCOAST MANGROVE LIVING SHORELINE	30,000		1,450,000					1,480,000
65822	MIAMI BEACH MOORING FIELD		156,000		310,000				466,000
68019	GO#25 WATERWAY RESTORATION			6,000,000					6,000,000
69520	WATERWAY RESTORATION	250,000							250,000
		391,000	156,000	7,450,000	310,000				8,307,000
	TOTAL:	4,854,000	156,000	7,450,000	310,000				12,770,000
EQUIPMENT									
BUILDING									
68450	BLDG DEV PROCESS ENT SYSTEM	1,658,468							1,658,468
FACILITIES & FLEET MANAGEMENT									
21818	PROPERTY MGMT FACILITY GENERATOR	350,000							350,000
23118	FIRE STATION 4 SECURITY ENHANCEMENT	50,683							50,683
60007	POLICE STATION NEW GENERATOR	555,000							555,000
60020	FLEET MGMT-GENERATOR TRANSFER SWITCH	100,000							100,000
60057	FIRE STATION 3 EMERGENCY GENERATOR	125,200							125,200
65821	FILLMORE ESCALATOR REPAIRS	162,219							162,219
66720	COLONY THEATER-SOUND AND VIDEO			107,000					107,000
67920	SMART BUILDING AUTOMATION SYSTEM		100,000						100,000
		1,343,102	100,000	107,000					1,550,102
FLEET MANAGEMENT									
60326	FY26 VEHICLE/EQUIPMENT REPLACEMENT					5,107,000			5,107,000
60417	FY20 VEHICLE/EQUIPMENT REPLACEMENT	7,468,000							7,468,000
60425	FY25 VEHICLE/EQUIPMENT REPLACEMENT				4,938,000				4,938,000
61122	FY22 VEHICLE/EQUIPMENT REPLACEMENT		7,414,000						7,414,000
61424	FY24 VEHICLE/EQUIPMENT REPLACEMENT				6,806,000				6,806,000
61723	FY23 VEHICLE/EQUIPMENT REPLACEMENT			8,138,000					8,138,000

ATTACHMENT B

MIAMI BEACH

**CITY OF MIAMI BEACH
FY 2022 - 2026 CAPITAL IMPROVEMENT PLAN BY PROGRAM**

PROJECT	PROGRAM	Previous Years	FY 2022	FY 2023	FY 2024	FY 2025	FY 2026	Future	Total
FACILITIES & FLEET MANAGEMENT									
20721	GREENSPACE FACILITY RENOVATION		200,000	443,000					643,000
22720	PUBLIC WORKS FACILITY-PUMP STATION							5,290,000	5,290,000
27019	GO#28: ART DECO MUSEUM			2,000,000					2,000,000
65622	SHANE ROWING CENTER ROOF REPLACEMENT		61,000						61,000
66021	SOUTH POINTE PARK RESTROOMS RENOVATION	86,000							86,000
		86,000	261,000	2,443,000				5,290,000	8,080,000
FIRE PREVENTION									
28619	GO#51: FIRE STATION #3			10,000,000					10,000,000
FIRE RESCUE									
28419	GO#46: OCEAN RESCUE NOBE FACILITY	1,000,000		4,000,000					5,000,000
62919	OUTDOOR TRAINING FACILITY (FIRE)					200,000			200,000
		1,000,000		4,000,000		200,000			5,200,000
PARKS AND RECREATION									
20920	NORTH SHORE BANDSHELL REAR SEATING	188,000							188,000
62723	SCOTT RAKOW ICE RINK PERIMETER BOAR			354,000					354,000
		188,000		354,000					542,000
POLICE CHIEF OFFICE									
28819	GO#54: MARINE PATROL FACILITY	2,000,000		700,000					2,700,000
TOURISM & CULTURAL DEPARTMENT									
20421	NORTH SHORE BANDSHELL REAR CANOPY		310,000						310,000
	TOTAL:	13,972,323	971,000	23,809,000	-	200,000	-	5,290,000	44,242,323
GOLF COURSES									
CAPITAL IMPROVEMENT PROGRAM									
26270	BAYSHORE PARK (PAR 3)	10,460,190	400,000						10,860,190
FACILITIES & FLEET MANAGEMENT									
20820	MB GOLF COURSE STORAGE TANK	97,909							97,909
21120	MIAMI BEACH GOLF CLUBHOUSE ROOF	257,000							257,000
60921	N. SHORES GOLF CLUB-CLUBHOUSE ROOF			184,000					184,000
		354,909		184,000					538,909
PARKS AND RECREATION									
20108	MIAMI B. GOLF COURSE PRACTICE TEE	124,000							124,000
20623	MIAMI BEACH GOLF COURSE RENOVATION						6,000,000		6,000,000
21420	MB GOLF COURSE IRRIGATION PUMP	100,000							100,000
61822	MB GOLF CLUB DRIVING RANGE NETTING		114,000						114,000
61922	MB GOLF CLUBHOUSE PAINTING			70,000					70,000

ATTACHMENT B

MIAMI BEACH

**CITY OF MIAMI BEACH
FY 2022 - 2026 CAPITAL IMPROVEMENT PLAN BY PROGRAM**

PROJECT	PROGRAM	Previous Years	FY 2022	FY 2023	FY 2024	FY 2025	FY 2026	Future	Total
63622	MB GOLF CLUB REEL GRINDERS REPLACEMENT		71,000						71,000
68120	NORMANDY SHORES GOLF CLUB PUMPS				196,000				196,000
		224,000	185,000	70,000	196,000			6,000,000	6,675,000
PARKS LANDSCAPE MANAGEMENT									
60325	NORMANDY SHORES GOLF CLUB TEE RENO		125,000						125,000
60824	MB GOLF CLUBHOUSE CARPET REPLACEMENT				42,000				42,000
62023	MB GOLF CLUB KITCHEN FLOOR REPLACEMENT		43,000						43,000
62122	NORMANDY SHORES GOLF CARPET REPLACEMENT		40,000						40,000
			208,000		42,000				250,000
	TOTAL:	11,039,099	793,000	254,000	238,000			6,000,000	18,324,099
MONUMENTS									
FACILITIES & FLEET MANAGEMENT									
20001	ALTON ROAD FOUNTAIN AT 20TH STREET	323,700							323,700
24630	FLAGLER MONUMENT SOLAR ILLUMINATION	289,000							289,000
60031	WATER TOWER RESTORATION STAR ISLAND			820,000					820,000
64421	MBPD CUBAN MONUMENT RESTORATION	26,545							26,545
		639,245		820,000					1,459,245
TOURISM & CULTURAL DEPARTMENT									
20011	WORLD WAR MEMORIAL	62,000							62,000
	TOTAL:	701,245		820,000					1,521,245
PARKING									
CAPITAL IMPROVEMENT PROGRAM									
21718	BISCAYNE BEACH ADDITIONAL PARKING	250,000							250,000
	TOTAL:	250,000							250,000
PARKING GARAGES									
CAPITAL IMPROVEMENT PROGRAM									
22150	72 ST. COMMUNITY COMPLEX	11,346,000		1,000,000					12,346,000
27830	PARKING GARAGE AT 1262 COLLINS AVE	9,738,694							9,738,694
28010	COLLINS PARK PARKING GARAGE	27,590,271							27,590,271
60119	17TH STREET PARKING GARAGE COATING	1,400,000							1,400,000
		50,074,965		1,000,000					51,074,965
FACILITIES & FLEET MANAGEMENT									
20022	16TH ST. GARAGE JOINT REPLACEMENT		200,000						200,000
20025	PENN GARAGE-ELEVATOR RENEWAL		218,000			500,000			718,000
20026	7TH STREET GARAGE-ELEVATOR					400,000			400,000
20125	1755 MERIDIAN GARAGE ELEVATOR						500,000		500,000

ATTACHMENT B

MIAMI BEACH

**CITY OF MIAMI BEACH
FY 2022 - 2026 CAPITAL IMPROVEMENT PLAN BY PROGRAM**

PROJECT	PROGRAM	Previous Years	FY 2022	FY 2023	FY 2024	FY 2025	FY 2026	Future	Total
20225	SUNSET HARBOUR GARAGE ELEVATOR	-	-	-	-	500,000	-	-	500,000
20325	SUNSET HARBOUR GARAGE-ROOFTOP	-	-	-	-	300,000	-	-	300,000
20823	1755 MERIDIAN GARAGE FIRE SPRINKLER	-	-	300,000	-	-	-	-	300,000
20923	SUNSET HARBOUR GARAGE SPRINKLER	-	-	300,000	-	-	-	-	300,000
21121	7TH ST GARAGE-ENTRANCE FLOOD CONTROL	-	278,000	-	-	-	-	-	278,000
21124	16TH ST GARAGE-EXTERIOR RENEWAL	-	-	-	400,000	-	-	-	400,000
21224	1755 GARAGE GENERATOR	-	-	-	200,000	-	-	-	200,000
21324	SUNSET HARBOUR GARAGE GENERATOR	-	-	-	200,000	-	-	-	200,000
21920	RECONFIGURATION OF SANITATION AREA	330,000	-	-	-	-	-	-	330,000
22120	12TH ST GARAGE-ELEVATOR REPLACEMENT	174,450	-	-	-	-	-	-	174,450
22122	SUNSET HARBOUR GARAGE SCREENING	-	200,000	-	-	-	-	-	200,000
22220	17TH ST. GARAGE-ELECTRICAL FEEDER	-	225,000	-	-	-	-	-	225,000
26290	17TH ST. PARKING GARAGE MAINTENANCE	235,000	-	-	-	-	-	-	235,000
60023	16TH ST GARAGE-PLUMBING SYSTEM UPDATE	-	-	75,000	-	-	-	-	75,000
60025	PENN GARAGE-ROOFTOP-STAIRS ELEVATOR	-	-	-	-	40,000	-	-	40,000
60120	13TH STREET PARKING GARAGE COATING	800,000	-	-	-	-	-	-	800,000
60124	7TH STREET GARAGE-LANDSCAPING	-	-	-	120,000	-	-	-	120,000
60125	1755 MERIDIAN GARAGE OFFICE ROOF	-	-	-	-	300,000	-	-	300,000
60130	13TH ST GARAGE FIRE ALARM	46,580	-	-	-	-	-	-	46,580
60190	ANCHOR GARAGE ELEVATOR REPLACEMENT	357,995	-	-	-	-	-	-	357,995
60224	7 ST GARAGE-SUPERSTRUCTURE RENEWAL	-	-	-	-	250,000	-	-	250,000
60324	16TH STREET GARAGE-GENERATOR	-	-	-	250,000	-	-	-	250,000
60422	7TH ST GARAGE-FIRE SPRINKLER & PUMP	-	300,000	-	-	-	-	-	300,000
60424	PENN GARAGE-GENERATOR RENEWAL	-	-	-	200,000	-	-	-	200,000
60522	12TH ST GARAGE-INT. FLOOR DRAINAGE	-	25,000	-	-	-	-	-	25,000
60524	PENN GARAGE-PLUMBING SYSTEM UPDATE	-	-	-	75,000	-	-	-	75,000
60620	7TH STREET GARAGE-INTERIOR DRAINAGE	30,000	-	-	-	-	-	-	30,000
60622	13TH ST. GARAGE -PARKING SIGN RENEWAL	-	30,000	-	-	-	-	-	30,000
60623	7TH STREET GARAGE-STAIRWELL RAILING	-	-	25,000	-	-	-	-	25,000
60624	17TH STREET GARAGE-EXTERIOR COATING	-	-	-	300,000	-	-	-	300,000
60722	42 ST GARAGE-STAIRWELL WATERPROOFING	-	50,000	-	-	-	-	-	50,000
60723	7TH ST GARAGE-TRAFFIC COATING	-	-	150,000	-	-	-	-	150,000
60724	42ND STREET GARAGE-FIRE SPRINKLER	-	-	-	40,000	-	-	-	40,000

ATTACHMENT B

MIAMI BEACH

**CITY OF MIAMI BEACH
FY 2022 - 2026 CAPITAL IMPROVEMENT PLAN BY PROGRAM**

PROJECT	PROGRAM	Previous Years	FY 2022	FY 2023	FY 2024	FY 2025	FY 2026	Future	Total
60822	1755 MERIDIAN GARAGE LED LIGHTING		150,000						150,000
60823	PENN GARAGE-FIRE SPRINKLER RENEWAL			300,000					300,000
60922	SUNSET HARBOUR GARAGE SEALING		75,000						75,000
60923	PENN GARAGE-FIRE PUMP REPLACEMENT			100,000					100,000
61021	MB POLICE GARAGE CONCRETE SPALLING			833,000					833,000
61022	SUNSET HARBOUR GARAGE-TRAFFIC COATING			303,000					303,000
61023	PENN GARAGE-FIRE ALARM SYSTEM			35,000					35,000
61118	7TH STREET GARAGE UPGRADE LIGHTING	127,993							127,993
61123	12TH ST GARAGE-STAIRWELL DOOR			32,000					32,000
61217	13TH ST. GARAGE-WINDOW/GLASS BLOCK	35,350							35,350
61218	7TH STREET PARKING GARAGE ROOF TOP	140,251							140,251
61223	12TH ST. GARAGE-STAIRWELL RAILING			25,000					25,000
61317	13TH ST. GARAGE-STAIRWELL RAILING		50,000						50,000
61323	42ND ST GARAGE-PLUMBING SYSTEM UPDATE			75,000					75,000
61417	17TH ST GARAGE INT. FLOOR DRAINAGE		30,000						30,000
61423	1755 GARAGE FIRE PUMP REPLACEMENT			100,000					100,000
61517	17 ST GARAGE-STORAGE SPACE RENOVATION		100,000						100,000
61617	17TH ST GARAGE-PLUMBING SYSTEM UPDATE			75,000					75,000
61623	SUNSET HARBOUR GARAGE-FIRE ALARM	35,000							35,000
61660	13TH STREET PARKING GARAGE ELEVATOR	325,300							325,300
61717	42ND ST. GARAGE-50YR. CERTIFICATION	312,090							312,090
61718	16TH STREET GARAGE FIRE SPRINKLER	1,444,000							1,444,000
61817	42ND ST. GARAGE-STAIRWELL RAILING		25,000						25,000
61818	16TH STREET GARAGE STAIRWAYS	101,200							101,200
61917	1755 MERIDIAN GARAGE FLOOR DRAINAGE		200,000						200,000
61918	16TH STREET GARAGE ROOF AND DECK	1,808,000							1,808,000
61930	17TH STREET PARKING GARAGE ELEVATOR	876,000							876,000
62017	SUNSET HARBOUR GARAGE LED LIGHTING		300,000						300,000
62100	42ND ST. PARKING GARAGE MAINTENANCE	400,000							400,000
62218	13TH STREET GARAGE LIGHTING (LED)	86,000							86,000
62223	12TH STREET OVERHEAD GATE RENEWAL			61,100					61,100
62418	12TH STREET GARAGE ROOF AND DECK	299,806							299,806
62422	16TH STREET GARAGE HVAC RENEWAL		34,000						34,000

ATTACHMENT B

MIAMI BEACH

**CITY OF MIAMI BEACH
FY 2022 - 2026 CAPITAL IMPROVEMENT PLAN BY PROGRAM**

PROJECT	PROGRAM	Previous Years	FY 2022	FY 2023	FY 2024	FY 2025	FY 2026	Future	Total
62518	1755 MERIDIAN GARAGE ROOF AND DECK	500,000	-	-	-	-	-	-	500,000
62522	13TH STREET GARAGE NEON RENEWAL	-	67,000	-	-	-	-	-	67,000
62621	7TH STREET GARAGE-OFFICE/RESTROOM	-	36,000	-	-	-	-	-	36,000
62721	16TH STREET GARAGE-OFFICE/RESTROOM	-	30,000	-	-	-	-	-	30,000
62821	16TH STREET GARAGE-ROOF TOP RENEWAL	-	34,000	-	-	-	-	-	34,000
63021	PENN GARAGE-HVAC RENEWAL	-	85,000	-	-	35,000	-	-	120,000
63121	PENN GARAGE-TRAFFIC COATING-RETAIL	-	100,000	-	-	-	-	-	100,000
63221	12TH STREET GARAGE-DOMESTIC WATER	-	79,000	-	-	-	-	-	79,000
63321	13TH STREET GARAGE-40YR CERT.	300,000	-	-	-	-	-	-	300,000
64018	17TH ST GARAGE 40YR RECERTIFICATION	755,427	-	-	-	-	-	-	755,427
64319	PENN GARAGE - NEW LIGHTING DISPLAY	135,000	-	-	-	-	-	-	135,000
64419	13TH STREET GARAGE - WATER SYSTEM	33,000	-	-	-	-	-	-	33,000
64519	17TH STREET GARAGE - 1ST FL OFFICE	45,000	-	-	-	-	-	-	45,000
64719	7TH STREET GARAGE-DOOR REPLACEMENT	50,000	-	-	-	-	-	-	50,000
65019	16TH STREET GARAGE (ANCHOR) - PAINT	100,000	-	-	-	-	-	-	100,000
65521	16TH STREET CANVAS AWNING RENEWAL	56,560	-	-	-	-	-	-	56,560
65621	42ND STREET GARAGE FALL PROTECTION	151,500	-	-	-	-	-	-	151,500
66121	12 ST. PARKING GARAGE FIRE ALARM	50,000	-	-	-	-	-	-	50,000
67118	ANCHOR - INTERIOR FLOOR DRAINAGE	30,000	-	-	-	-	-	-	30,000
67218	PENN GARAGE-SEALING OF SUPERSTRUCTURE	25,000	-	-	-	-	-	-	25,000
67318	PENN GARAGE-INT. SURFACE RESTORATION	95,000	-	-	-	-	-	-	95,000
67418	42ND STREET GARAGE-DISPATCH AREA	100,000	-	-	-	-	-	-	100,000
67520	7TH STREET GARAGE-ROOFING REPAIRS	45,756	-	-	-	-	-	-	45,756
67618	12TH STREET GARAGE-ROOF RENEWAL	64,000	-	-	-	-	-	-	64,000
67818	17 ST GARAGE-GENERATOR REPLACEMENT	120,000	-	-	-	-	-	-	120,000
67922	16TH STREET GARAGE-EXTERIOR PAINT RENEWAL & WATERPROOFING	-	550,000	-	-	-	-	-	550,000
68018	42ND STREET GARAGE-GENERATOR	96,550	-	-	-	-	-	-	96,550
68118	42ND ST GARAGE- INTERIOR DRAINAGE	34,000	-	-	-	-	-	-	34,000
68220	7TH ST GARAGE SURFACE RESTORATION	95,000	-	-	-	-	-	-	95,000
69310	7TH ST. GARAGE FIRE ALARM SYSTEM	51,087	-	-	-	-	-	-	51,087
69370	42ND ST. GARAGE FIRE ALARM SYSTEM	51,087	-	-	-	-	-	-	51,087
69380	42ND ST GARAGE ELEVATOR REPLACEMENT	565,145	-	-	-	-	-	-	565,145
		11,514,127	3,471,000	2,789,100	1,785,000	2,325,000	500,000	-	22,384,227

ATTACHMENT B

MIAMI BEACH

**CITY OF MIAMI BEACH
FY 2022 - 2026 CAPITAL IMPROVEMENT PLAN BY PROGRAM**

PROJECT	PROGRAM	Previous Years	FY 2022	FY 2023	FY 2024	FY 2025	FY 2026	Future	Total
25319	GO#4: FAIRWAY PARK	260,000	-	-	-	-	-	-	260,000
25519	GO#6: FISHER PARK	-	-	105,000	-	-	-	-	105,000
25619	GO#7: LA GORCE PARK	-	-	150,000	-	-	-	-	150,000
25719	GO#8: LUMMUS PARK	4,737,000	-	-	-	-	-	-	4,737,000
25819	GO#9: MARJORY STONEMAN-DOUGLAS PARK	682,000	-	-	-	-	-	-	682,000
25919	GO#10: MAURICE GIBB PARK	4,500,000	-	-	-	-	-	-	4,500,000
26019	GO#11: MUSS PARK	-	-	250,000	-	-	-	-	250,000
26119	GO#12: NOBE OCEANSIDE PARK BEACHWALK	2,000,000	-	-	-	-	-	-	2,000,000
26319	GO#15: PAR 3 / BAYSHORE PARK	15,700,000	-	-	-	-	-	-	15,700,000
26419	GO#17: POLO PARK	493,675	-	-	-	-	-	-	493,675
27219	GO#30: SKATE PARK	750,000	-	-	-	-	-	-	750,000
28560	COLLINS PK LIGHTING SOUND SYSTEM	236,000	-	-	-	-	-	-	236,000
29550	CMB SKATEPARK	190,280	-	-	-	-	-	-	190,280
29620	ALLISON PARK REDESIGN	1,532,000	-	-	-	-	-	-	1,532,000
60026	BELLE ISLE PARK PLAYGROUND REPLACEMENT	-	-	-	-	-	-	638,000	638,000
60123	CRESPI PARK PLAYGROUND REPLACEMENT	-	-	-	-	407,000	-	-	407,000
60126	MUSS PARK PLAYGROUND REPLACEMENT	-	-	-	-	-	638,000	-	638,000
60223	POLO PARK PLAYGROUND REPLACEMENT	-	-	-	476,000	-	-	-	476,000
60226	PARK VIEW ISLAND PARK PLAYGROUND REPLACEMENT	-	-	-	-	-	-	497,000	497,000
60321	CITYWIDE PARKS COURT REPAIRS	-	105,000	105,000	105,000	105,000	105,000	105,000	630,000
60323	STILLWATER PLAYGROUND REPLACEMENT	-	-	-	570,000	-	-	-	570,000
60421	CITYWIDE FITNESS COURSE REPLACEMENT	-	100,000	100,000	100,000	100,000	100,000	100,000	600,000
60924	NSPYC SAFETY IMPROVEMENTS-FRONT DESK	-	-	-	372,000	-	-	-	372,000
62022	FLAMINGO PARK TENNIS CENTER COURTS	-	160,000	-	-	-	-	-	160,000
63319	PARK VIEW ISLAND ANNEX - DOG PARK	67,000	-	-	-	-	-	-	67,000
63519	BUOY PARK REFORESTATION IMPROVEMENT	-	-	150,000	-	-	-	-	150,000
64621	CITYWIDE PK LANDSCAPING IMPROVEMENT	200,000	152,000	248,000	200,000	200,000	200,000	200,000	1,400,000
65722	FLAMINGO PARK BASEBALL STADIUM STAN	-	65,000	495,000	-	-	-	-	560,000
66518	SECURITY AUDIO SYSTEM FOR ALL POOLS	-	-	100,000	-	-	-	-	100,000
66920	S. P. PARK-FISHING PIER RAILING REP	-	198,000	-	-	-	-	-	198,000
67519	GO#14: PALM ISLAND PARK	-	-	231,000	-	-	-	-	231,000
67619	GO#16: PINETREE PARK	-	-	700,000	-	-	-	-	700,000
67719	GO#20: SOUTH POINTE PARK	-	-	480,000	-	-	-	-	480,000

ATTACHMENT B

MIAMI BEACH

**CITY OF MIAMI BEACH
FY 2022 - 2026 CAPITAL IMPROVEMENT PLAN BY PROGRAM**

PROJECT	PROGRAM	Previous Years	FY 2022	FY 2023	FY 2024	FY 2025	FY 2026	Future	Total
63022	MIAMI CITY BALLET EXIT SIGN RENEWAL			73,000					73,000
63023	HISTORIC CH 2ND FLOOR RESTROOMS			74,000					74,000
63122	10TH ST AUDITORIUM LED UPGRADE			104,000					104,000
63123	MBPD GARAGE LED LIGHT UPGRADE			110,000					110,000
63222	COLONY THEATER EXIT SIGN RENEWAL			36,000					36,000
63223	BOYS & GIRLS CLUB SECURITY ENCLOSURE			27,000					27,000
63323	MBPD NESS DOCK RENOVATION			77,000					77,000
63350	POLICE HQ ELEVATORS & OTHER PROJECT	384,260							384,260
63420	NS YOUTH CNTR ROOFTOP A/C RENEWAL		120,000						120,000
63422	HISTORIC C. HALL ENERGY EFF. WINDOW			52,000					52,000
63423	NORMANDY POOL LIGHTING IMPROVEMENT			41,000					41,000
63522	NORTH SHORE BANDSHELL SIGNAGE REPL.			97,000					97,000
63523	FIRE STATION 1 BATHROOMS RENOVATION			120,000					120,000
63623	FIRE STATION 1 ROLL-UP DOOR RENEWAL			51,000					51,000
63718	SANITATION INTERIOR REPLACEMENT	502,800							502,800
63719	1755 MERIDIAN-CHILLER REPLACEMENT	211,045							211,045
63720	10TH ST AUDITORIUM-LOUVER		52,000						52,000
63721	FIRE STATION #1 ROOF REPAIRS	41,500							41,500
63722	SMART CARD ACCESS SYSTEM-PHASE II			195,000					195,000
63723	FIRE ADMINISTRATION FLOORING RENEWAL			34,000					34,000
63819	SSCC ROOT MITIGATION & FLOORING REP.	272							272
63821	MBPD 4TH FLOOR HVAC CONTROLS	312,000							312,000
63822	1755 ROOF REPLACEMENT		223,000						223,000
63823	FIRE ADMIN BLDG UPS SYSTEM RENEWAL			39,000					39,000
63919	SMART CARD ACCESS SYSTEM- PHASE I	250,000							250,000
63921	1701 MERIDIAN AVE 50 YEAR RECERTIFICATION	50,500							50,500
63922	FLEET BAYS PLUMBING RENEWAL			141,000					141,000
63923	BASS MUSEUM KEYSTONE SEAL			63,000					63,000
64019	CITY HALL ENERGY EFFICIENT BUILDING	156,000							156,000
64020	CITY HALL CARD ACCESS SYSTEM REPL.	80,436							80,436
64021	HISTORIC CITY HALL 90 YEAR RECERTIFICATION	66,000							66,000
64022	777 FOUNTAIN/ COURTYARD RENOVATIONS			131,000					131,000
64023	MIAMI CITY BALLET VARIABLE AIR VALVE			34,000					34,000

ATTACHMENT B

MIAMI BEACH

**CITY OF MIAMI BEACH
FY 2022 - 2026 CAPITAL IMPROVEMENT PLAN BY PROGRAM**

PROJECT	PROGRAM	Previous Years	FY 2022	FY 2023	FY 2024	FY 2025	FY 2026	Future	Total
65219	SOUTH POINTE PARK HVAC REPLACEMENT	160,000	-	-	-	-	-	-	160,000
65220	MIAMI CITY BALLET STUDIO FLOORING	140,000	39,000	-	-	-	-	-	179,000
65223	CONVENTION CTR. EXHIBIT HALL LIGHTS	-	-	60,000	-	-	-	-	60,000
65319	CODE / HOUSING OFFICES RELOCATION	588,475	-	-	-	-	-	-	588,475
65320	UNIDAD INTERIOR & EXTERIOR PAINTING	-	-	90,000	-	-	-	-	90,000
65420	MBPD NORTH SUB STATION PARKING LOT	-	233,000	-	-	-	-	-	233,000
65520	MBPD N SUB STN PAINTING, FLOORING	-	-	234,000	-	-	-	-	234,000
65522	BASS MUSEUM 40 YEAR RECERTIFICATION	-	100,000	-	-	-	-	-	100,000
65618	FLEET MANAGEMENT STAIRS RESTORATION	-	-	35,000	-	-	-	-	35,000
65718	FLEET MANAGEMENT WAREHOUSE CEILING	-	-	30,000	-	-	-	-	30,000
65720	HISTORIC CH-ROOF ACCESS LADDER	-	-	100,000	-	-	-	-	100,000
65818	FLEET MANAGEMENT FIRE SPRINKLER	250,000	-	-	-	-	-	-	250,000
65918	FLEET MANAGEMENT LED LIGHTING	-	-	75,000	-	-	-	-	75,000
65920	MBFD STATIONS SECURITY UPGRADES CW	-	-	126,000	-	-	-	-	126,000
66018	FLEET MANAGEMENT CONCRETE SPALLING	100,000	-	-	-	-	-	-	100,000
66020	CITY HALL - MAIN ENTRANCE PAVERS	-	-	550,000	-	-	-	-	550,000
66118	FLEET MANAGEMENT BAYS PAINTING	-	-	120,000	-	-	-	-	120,000
66120	LINCOLN RD STONE RESTORATION	368,000	-	-	-	-	-	-	368,000
66220	HISTORIC CITY HALL ELEVATOR	320,000	-	-	-	-	-	-	320,000
66618	SOUTH POINTE PK-FIRE ALARM RENEWAL	35,000	-	-	-	-	-	-	35,000
66718	BEACH STORAGE AREA ENCLOSURE	170,000	-	-	-	-	-	-	170,000
66818	WATER STATION ROOF REPLACEMENT	30,000	-	-	-	-	-	-	30,000
66918	ANCHOR GAR.-FIRE ALARM REPLACEMENT	221,000	-	-	-	-	-	-	221,000
67018	ANCHOR GARAGE-STAIRWELL DOORS	27,000	-	-	-	-	-	-	27,000
67030	MARINE PATROL EXTERIOR RESTORATION	60,728	-	-	-	-	-	-	60,728
67200	FIRE STATION 3 FIRE ALARM UPGRADE	55,000	-	-	-	-	-	-	55,000
67220	FIRE STATION 3 EMERGENCY GENERATOR	110,000	-	-	-	-	-	-	110,000
67240	777 BUILDING HVAC 4TH FLOOR	162,121	-	-	-	-	-	-	162,121
67322	PARKING DECK CRACKS REPAIR	-	280,000	-	-	-	-	-	280,000
67360	BASS MUSEUM EMERGENCY GENERATOR	133,900	-	-	-	-	-	-	133,900
67422	EAST CHILLED WATER PIPING INSULATION	-	35,000	-	-	-	-	-	35,000
67518	1755 MERIDIAN AVE OFFICE SECURITY	35,000	-	-	-	-	-	-	35,000
67522	CANAL PARK LANDSCAPING REPLACEMENT	-	40,000	-	-	-	-	-	40,000

ATTACHMENT B

MIAMI BEACH

**CITY OF MIAMI BEACH
FY 2022 - 2026 CAPITAL IMPROVEMENT PLAN BY PROGRAM**

PROJECT	PROGRAM	Previous Years	FY 2022	FY 2023	FY 2024	FY 2025	FY 2026	Future	Total
67120	SOUNDSCAPE PARK IMPROVEMENTS	28,000							28,000
67420	FLAMINGO PARK POOL PLAYGROUND	245,584							245,584
68919	GO#52: LED LIGHTING IN PARKS	3,741,000		759,000					4,500,000
		4,805,859	449,000	1,629,000	669,000				7,552,859
POLICE CHIEF OFFICE									
62423	SECURITY CAMERA BEACHWALK - MID BCH			890,000	890,000				1,780,000
62623	SECURITY CAMERA BEACHWALK - NORTH BCH			647,500	647,500				1,295,000
64922	NORTH BEACH OCEANSIDE PARK CCTV SEG		156,000						156,000
			156,000	1,537,500	1,537,500				3,231,000
PW ENGINEERING									
64122	BOLLARDS INSTALLATION AND REPL		200,000	302,500					502,500
PW GREENSPACE MANAGEMENT									
60011	IRRIGATION SYSTEM MACARTHUR CAUSEWAY			28,000					28,000
65120	GREENSPACE FACILITY SECURITY SYSTEM			110,000					110,000
66520	SOUTH BEACH ROW LANDSCAPE	280,000		300,000	100,000				680,000
		280,000		438,000	100,000				818,000
PW STREETS									
65021	BELLE ISLE PARK LIGHTING ENHANCEMENT	110,000							110,000
TOURISM & CULTURAL DEPARTMENT									
65022	CONVENTION CENTER RUBBER WALLS AND		184,000						184,000
65023	CONV.CTR. EXHIBIT HALLS FIRE STROBE			300,000					300,000
65122	CONVENTION CENTER ADDITIONAL SECURITY CAMERA		250,000						250,000
			434,000	300,000					734,000
	TOTAL:	27,939,029	5,573,000	16,319,000	2,806,500	534,000			53,171,529
SEAWALLS									
CAPITAL IMPROVEMENT PROGRAM									
27600	SEAWALL-BOTANICAL GARDEN	1,208,662							1,208,662
28790	CONVENTION CENTER DR TO WASHINGTON	1,800,000							1,800,000
		3,008,662							3,008,662
PW ADMINISTRATION									
20220	SEAWALL-DICKENS AV SHORELINE	435,394							435,394
28300	SHANE WATERSPORT SEAWALL	784,000							784,000
29560	BRITTANY BAY PARK SEAWALL	1,109,000							1,109,000
		2,328,394							2,328,394
PW ENGINEERING									

ATTACHMENT B

MIAMI BEACH

**CITY OF MIAMI BEACH
FY 2022 - 2026 CAPITAL IMPROVEMENT PLAN BY PROGRAM**

PROJECT	PROGRAM	Previous Years	FY 2022	FY 2023	FY 2024	FY 2025	FY 2026	Future	Total
23618	LENOX COURT & JEFFERSON AVE SEAWALL	300,000							300,000
27170	SEAWALL-BISCAYNE BAY ST END PH. II	1,694,058							1,694,058
27919	GO#39: SEAWALLS & SHORELINES	5,000,000		5,000,000					10,000,000
28740	SEAWALL - HOLOCAUST MEMORIAL	100,000							100,000
28780	SEAWALL DADE BLVD - WASHINGTON AVE	1,625,000							1,625,000
28820	INDIAN BEACH PARK SEAWALL	715,000							715,000
29020	CITYWIDE SEAWALL REHAB	10,000,000	5,000,000	5,000,000					20,000,000
29500	COLLINS CANAL ENHANCEMENT PROJECT	5,458,889							5,458,889
		24,892,947	5,000,000	10,000,000					39,892,947
	TOTAL:	30,230,003	5,000,000	10,000,000					45,230,003
STREET / SIDEWALKS STREETScape									
CAPITAL IMPROVEMENT PROGRAM									
20330	MIDDLE BEACH REC CORRIDOR PH II	8,313,442							8,313,442
20597	WEST AVENUE PHASE II	105,140,819							105,140,819
21118	STILLWATER ENTRANCE SIGN			225,000					225,000
21270	VENETIAN NEIGH. ISLANDS	46,372,927							46,372,927
22050	BAYSHORE NEIGH. BID PACK A	25,085,154							25,085,154
23180	BAYSHORE NEIGH. BID PACK D	16,219,308							16,219,308
23270	CITY CENTER COMMERCIAL DISTRICT BPB	25,809,526					54,787,421		80,596,947
23380	PALM & HIBISCUS ISLAND ENHANCEMENT	50,217,165							50,217,165
27319	GO#31: OCEAN DRIVE CORRIDOR	2,000,000		18,000,000					20,000,000
27419	GO#32: PALM & HIBISCUS LANDSCAPING	1,000,000							1,000,000
28610	RUE VENDOME PUBLIC PLAZA	2,511,705							2,511,705
28940	BAYSHORE NEIGH. CENTRAL - SOUTH	21,777,204							21,777,204
29300	LINCOLN RD LENOX-COLLINS W/SIDE STR	40,000,000							40,000,000
29310	CONVENTION CNTR LINCOLN RD. CONNECTOR	10,000,000	1,800,000	3,400,000					15,200,000
29530	COLLINS PARK ANCILARY IMPROVEMENTS	4,000,000							4,000,000
69790	SUNSET 3 & 4 UTILITY PAYMENT	1,532,002							1,532,002
		359,979,252	1,800,000	21,625,000				54,787,421	438,191,673
ECONOMIC DEVELOPMENT									
65721	MXE LAND USE/MOBILITY/ECONOMIC DEVELOPMENT STUDY	190,000	(190,000)						

ATTACHMENT B

MIAMI BEACH

**CITY OF MIAMI BEACH
FY 2022 - 2026 CAPITAL IMPROVEMENT PLAN BY PROGRAM**

PROJECT	PROGRAM	Previous Years	FY 2022	FY 2023	FY 2024	FY 2025	FY 2026	Future	Total
23220	NORTH SHORE NEIGH. IMPROVEMENTS	7,339,268						60,127,421	67,466,689
23240	LA GORCE NEIGHBORHOOD IMPROVEMENTS	2,267,141						80,000,000	82,267,141
23300	FLAMINGO NEIGHBORHOOD-SOUTH	7,478,640							7,478,640
23360	WEST AVE/BAY RD NEIGH.	25,902,873							25,902,873
29320	17TH STREET NORTH IMPROVEMENTS	2,000,000							2,000,000
60237	COLLINS / HARDING ALLEY RESTORATION	100,000							100,000
		80,092,149	20,000,000					398,613,842	498,705,991
PW GREENSPACE MANAGEMENT									
29760	RESTORATIVE TREETWELL-PH 3	683,911							683,911
61619	NORTH BEACH ROW LANDSCAPING	270,000		300,000	100,000				670,000
62019	MIDDLE BEACH ROW LANDSCAPE	90,285	136,000	300,000	150,000				676,285
63521	RESTORATIVE TREE WELL CITYWIDE			480,000	240,000				720,000
64119	INDIAN CREEK LANDSCAPE & IRRIGATION	1,200,000							1,200,000
		2,244,196	136,000	1,080,000	490,000				3,950,196
PW STREETS									
20000	PAVEMENT & SIDEWALK PROGRAM	1,732,986		463,000					2,195,986
25650	CITYWIDE CURB RAMP INSTALLATION	112,560							112,560
26700	ROW IMPROVEMENT PROJECT	1,844,084							1,844,084
		3,689,630		463,000					4,152,630
TOURISM & CULTURAL DEPARTMENT									
21019	SHORT-TERM 41ST ST RECOMMENDATIONS	100,000							100,000
27719	GO#36: WASHINGTON AVE. CORRIDOR	1,000,000		9,000,000					10,000,000
28019	GO#40: 41 ST. CORRIDOR	1,500,000		13,500,000					15,000,000
28630	BONITA DRIVE STREET END IMPROVEMENT	135,000							135,000
		2,735,000		22,500,000					25,235,000
TRANSPORTATION									
21319	ROYAL PALM AVE & 46TH STREET CIRCLE	107,000	(107,000)						
27910	MERIDIAN AVE SHARED USE PATH	278,000	756,000						1,034,000
62222	WEST AVENUE BICYCLE LANES PHASE II		131,000	533,072					664,072
62322	ORCHARD PARK TRAFFIC CALMING		245,505	1,473,867					1,719,372
62617	72ND STREET PROTECTED BIKE LANE	519,000							519,000
		904,000	1,025,505	2,006,939					3,936,444
TOTAL:		468,930,227	22,771,505	187,624,939	490,000	292,000,000	-	545,089,684	1,516,906,355

ATTACHMENT B

MIAMI BEACH

**CITY OF MIAMI BEACH
FY 2022 - 2026 CAPITAL IMPROVEMENT PLAN BY PROGRAM**

PROJECT	PROGRAM	Previous Years	FY 2022	FY 2023	FY 2024	FY 2025	FY 2026	Future	Total
23020	ALTON RD & 16TH STREET INTERSECTION	540,000	-	-	-	-	-	-	540,000
27860	51ST STREET NEIGHBORHOOD GREENWAY	50,000	-	-	-	-	-	-	50,000
28080	INTELLIGENT TRANSPORT SYSTEM	18,776,260	-	-	-	-	-	-	18,776,260
60177	SOUTH BEACH PEDESTRIAN ZONES	950,000	-	-	-	-	-	-	950,000
60222	NORTH BEACH GREENWAYS PHASE III	-	-	150,000	1,170,220	-	-	-	1,320,220
60257	BAY DRIVE NEIGHBORHOOD GREENWAY	100,000	-	-	-	-	-	-	100,000
60327	10TH STREET NEIGHBORHOOD GREENWAY	-	190,000	224,000	1,080,000	-	-	-	1,494,000
62517	MERIDIAN AVENUE BICYCLE LANES	250,000	-	-	-	-	-	-	250,000
62521	NORTH BEACH GREENWAYS- PHASE II	604,230	110,000	-	-	-	-	-	714,230
62717	73RD STREET PROTECTED BIKE LANES	239,000	-	-	-	-	-	-	239,000
64190	ENTRANCE SIGNS TO NORTH BEACH	58,000	600,000	91,000	831,679	-	-	-	1,580,679
65221	PINE TREE DRIVE AND 46TH STREET	603,603	-	-	-	-	-	-	603,603
65321	PRAIRIE AVENUE AND 44TH STREET/CHAS	84,420	520,000	-	-	-	-	-	604,420
65518	JEFFERSON AVE & 15TH ST BEACONS	74,200	-	-	-	-	-	-	74,200
66122	INDIAN CREEK DRIVE PROTECTED BIKE	-	131,000	-	-	-	-	-	131,000
66222	71ST STREET BRIDGE BIKE LANES	-	100,000	-	-	-	-	-	100,000
68419	GO#42: TRAFFIC CALMING	1,500,000	-	500,000	-	-	-	-	2,000,000
68619	GO#43: BIKE LANES & SHARED USE PATH	2,500,000	-	2,500,000	-	-	-	-	5,000,000
69820	NORTH BEACH GREENWAYS PHASE I	448,625	-	-	-	-	-	-	448,625
	TOTAL:	72,718,192	1,971,000	4,869,247	4,651,899	1,980,000	5,431,000	-	91,621,338
UTILITIES									
ENVIRONMENT SUSTAINABILITY									
62619	ENERGY SUB-METERS IN MUN. BUILDINGS	68,000	-	-	-	-	-	-	68,000
PW ADMINISTRATION									
20124	ALLISON ISLAND NORTH	-	-	-	-	-	-	6,154,321	6,154,321
20224	NORMANDY SHORES	-	-	-	-	-	-	29,147,027	29,147,027
20323	LA. GORCE ISLAND	-	-	-	-	-	-	9,104,921	9,104,921
20324	BELLE ISLE	-	-	-	-	-	-	4,550,621	4,550,621
20424	BISCAYNE BEACH	-	-	-	-	-	-	20,445,421	20,445,421
20524	BISCAYNE POINT	-	-	-	-	-	-	13,266,321	13,266,321
20624	CENTRAL BAYSHORE	-	-	-	-	-	-	7,963,400	7,963,400
20724	INDIAN CREEK PARKWAY	-	-	-	-	-	-	9,217,121	9,217,121
20824	PARK VIEW ISLAND	-	-	-	-	-	-	4,759,121	4,759,121

ATTACHMENT B

MIAMI BEACH

**CITY OF MIAMI BEACH
FY 2022 - 2026 CAPITAL IMPROVEMENT PLAN BY PROGRAM**

PROJECT	PROGRAM	Previous Years	FY 2022	FY 2023	FY 2024	FY 2025	FY 2026	Future	Total
20924	STAR ISLAND							6,032,621	6,032,621
21122	SUNSET ISLAND 1							5,319,421	5,319,421
21222	SUNSET ISLAND 2							7,446,121	7,446,121
22320	LAKEVIEW NEIGHBORHOOD IMPROVEMENTS							41,000,000	41,000,000
22418	MT. SINAI STORMWATER PUMP STATION							19,727,421	19,727,421
60319	WATER METER REPLACEMENT PROGRAM	16,104,893							16,104,893
60419	DERM & EPA CONSENT DECREE	1,400,000	500,000	2,800,000	2,800,000	2,800,000	2,800,000		13,100,000
65421	VALVE REPLACEMENT PROGRAM	931,635	1,859,853						2,791,488
		18,436,528	2,359,853	2,800,000	2,800,000	2,800,000	2,800,000	184,133,858	216,130,239
PW ENGINEERING									
20527	FDOT UTILITIES RELOCATION	1,077,529	1,500,000		17,000,000				19,577,529
20619	WASTE WATER STATIONS REHABILITATION	11,103,400	2,870,733	2,339,267					16,313,400
20719	SCADA AND PLC SYSTEMS	7,238,000							7,238,000
21220	INDIAN CREEK STREET DRAINAGE IMP.	22,308,926							22,308,926
21720	DRAINAGE SYSTEM WATER QUALITY PILOT	500,000							500,000
23000	SUNSET-HARBOUR PUMPSTATION UPGRADES	28,275,370							28,275,370
27370	54IN DIAMETER REDUNDANT SEWER FORCE	17,644,487							17,644,487
28120	WATER PUMP STATIONS IMPROVEMENTS	5,595,000	2,595,937	2,115,063					10,306,000
28220	WASTEWATER MANHOLE REHABILITATION	3,045,000	1,592,000	1,639,091	1,688,263				7,964,354
28320	SEWER PUMP STATION ODOR CONTROL	850,600							850,600
28420	SWR PUMP STATION # 18 IMPROVEMENTS	1,400,000							1,400,000
28520	WATER & WASTEWATER MAINS AND REHAB	26,417,709	7,833,710	21,823,162	15,268,653				71,343,234
28920	BIOSWALE PILOT PROJECT	850,000							850,000
29820	STORM WATER OUTFALLS	2,000,000							2,000,000
		128,306,021	16,392,379	27,916,584	33,956,916				206,571,900
TRANSPORTATION									
22018	FIBER COMMUNICATIONS INSTALLATION	292,000							292,000
	TOTAL:	147,102,549	18,752,232	30,716,584	36,756,916	2,800,000	2,800,000	184,133,858	423,062,139
	GRAND TOTAL:	1,693,228,914	70,188,737	383,111,370	62,470,985	310,332,100	15,362,000	792,053,542	3,326,747,648

MIAMI BEACH

COMMISSION MEMORANDUM

TO: Honorable Mayor and Members of the City Commission
FROM: Alina T. Hudak, City Manager
DATE: September 17, 2021

5:03 p.m. First Reading Public Hearing

SUBJECT: A RESOLUTION OF THE MAYOR AND CITY COMMISSION OF THE CITY OF MIAMI BEACH, FLORIDA, ADOPTING THE TENTATIVE CAPITAL IMPROVEMENT PLAN FOR FISCAL YEARS (FY) 2022 - 2026 AND ADOPTING THE CITY OF MIAMI BEACH TENTATIVE CAPITAL BUDGET FOR FISCAL YEAR 2022, SUBJECT TO A SECOND PUBLIC HEARING SCHEDULED ON THURSDAY, SEPTEMBER 30, 2021 AT 5:03 P.M.

RECOMMENDATION

See attached Memorandum.

SUPPORTING SURVEY DATA

N/A

Applicable Area

Citywide

Is this a "Residents Right to Know" item, pursuant to City Code Section 2-14?

Yes

Does this item utilize G.O. Bond Funds?

No

Strategic Connection

Organizational Innovation - Ensure strong fiscal stewardship.

Legislative Tracking

Office of Management and Budget

ATTACHMENTS:

Description

- Memo - FY 2022 Capital Budget

MIAMI BEACH

City of Miami Beach, 1700 Convention Center Drive, Miami Beach, Florida 33139, www.miamibeachfl.gov

COMMISSION MEMORANDUM

TO: Honorable Mayor Dan Gelber and Members of the City Commission

FROM: Alina T. Hudak, City Manager

DATE: September 17, 2021

SUBJECT: **A RESOLUTION OF THE MAYOR AND CITY COMMISSION OF THE CITY OF MIAMI BEACH, FLORIDA, ADOPTING THE TENTATIVE CAPITAL IMPROVEMENT PLAN FOR FISCAL YEARS (FY) 2022 - 2026 AND ADOPTING THE CITY OF MIAMI BEACH TENTATIVE CAPITAL BUDGET FOR FISCAL YEAR 2022, SUBJECT TO A SECOND PUBLIC HEARING SCHEDULED ON THURSDAY, SEPTEMBER 30, 2021 AT 5:03 P.M.**

STRATEGIC PLAN SUPPORTED

Organizational Innovation – Ensure strong fiscal stewardship

ADMINISTRATION RECOMMENDATION

Adopt the Resolution adopting the Tentative Capital Improvement Plan (CIP) for FY 2022 – 2026 and adopting the Tentative Capital Budget for FY 2022.

BACKGROUND

The City's annual Capital Budget contains capital project commitments appropriated for Fiscal Year 2022. Preparation of the Capital Budget occurred simultaneously with the development of the FY 2022 – 2026 Capital Improvement Plan (CIP) and FY 2022 Operating Budget. The Capital Budget represents the project budgets for both current and new capital projects necessary to improve, enhance, and maintain public facilities and infrastructure to meet the service demands of residents and visitors to the City of Miami Beach. Capital reserves, debt service payments, and capital purchases found in the Operating Budget are not included in this budget. The Capital Budget for FY 2022 appropriates funding for projects that will require commitment of funds during the fiscal year.

The Capital Improvement Plan is a financing and construction/acquisition plan for projects that require significant capital investment. The CIP, which is updated annually and submitted to the City Commission for adoption, specifies and describes the City's capital project schedules and priorities for the five years immediately following the Commission's adoption. In addition, the first year of the plan outlines the funding to be appropriated in the annual Capital Budget.

This document is an official statement of public policy regarding long-range physical development in the City of Miami Beach. The FY 2022 – 2026 CIP of the City of Miami Beach is a five-year plan of public improvements and capital expenditures adopted by the City. A capital improvement is defined as a capital or "in-kind" expenditure of \$25,000 or more, resulting in the acquisition, improvement, or addition to fixed assets in the form of land, buildings, or improvements more-or-less permanent in character and durable equipment with a life expectancy of at least five years.

The FY 2022 – 2026 CIP for the City of Miami Beach is a five-year plan of public improvements and capital expenditures, proposed to be adopted by the City totaling \$841.1 million, of which \$69.8 million is proposed to be appropriated in FY 2022. The total for projects included in the CIP, comprising \$1.7 billion in appropriations for ongoing projects through FY 2021 and \$792.0 million in unfunded/programmed needs beyond FY 2026, is \$3.3 billion.

Projects will address many needs across different areas of the City including: neighborhood enhancements such as landscaping and sidewalk restoration; traffic calming; roadway and bridge resurfacing and reconstruction; water, sewer, and drainage system improvements; park construction, renovations, and upgrades; renovation of seawalls; parking lot and garage renovations; and construction/renovations of public facilities. A detailed listing of all capital projects is provided in the Proposed FY 2022– 2026 Capital Improvement Plan & FY 2022 Capital Budget document. The Capital Budget for FY 2022 will be appropriated on October 1, 2021.

FINANCIAL IMPACT OF COVID-19

On March 1, 2020 the Governor issued an Executive Order directing the Surgeon General of the State of Florida to issue a public health emergency and in response to the pandemic outbreak of COVID-19, the Governor declared a State of Emergency on March 9, 2020. In direct response to the first confirmed case of COVID-19 in Miami-Dade County on March 11, 2020 the Miami-Dade County Mayor declared a State of Emergency for Miami-Dade County. The City Manager declared a State of Emergency in the City of Miami Beach on March 12, 2020. Subsequently, both the County and the City issued various Emergency Orders temporarily closing public and private facilities, including the temporary closure of all non-essential retail and commercial establishments, and identifying essential retail and commercial businesses which may remain open. These actions have greatly limited the amount of economic activity taking place in the City of Miami Beach and continue to result in significant impacts to the City's finances.

At the April 17, 2020 FERC meeting, in response to the projected revenue losses through the end of the fiscal year, the Administration presented the City's budget-balancing plan. These plans emphasized cost reductions as much as possible, including a reduction in capital expenditures, and judiciously using reserves to make up the difference.

As a result of the impact of COVID-19 on the City's finances, several capital projects were deferred in the FY 2021 Capital Budget. COVID-19 has also disrupted global supply chains, resulting in a spike in prices that are dramatically impacting the City's capital project costs. In addition, various cost impacts from scope changes, normal cost inflation, permitting delays, and competition with private sector construction are impacting the cost of the several of the City's capital projects. The resulting funding gaps related to these projects are detailed further.

OVERVIEW OF THE FY 2022 – FY 2026 FIVE-YEAR CAPITAL IMPROVEMENT PLAN

The FY 2022 – FY 2026 CIP for the City of Miami Beach is a five-year plan of public improvements and capital expenditures proposed by the City. This document is an official statement of public policy regarding long-range physical development in the City of Miami Beach. The CIP has been updated to include projects that will be active during FY 2022 through FY 2026.

The CIP has also been updated to include additional funding sources that have become available, changes in project timing, and other adjustments to ongoing projects as they have become better defined, including projects that have been reconfigured, re-titled, combined with or separated from

FY 2022 Tentative Capital Budget and FY 2022 – 2026 CIP

September 17, 2021

Page 3 of 24

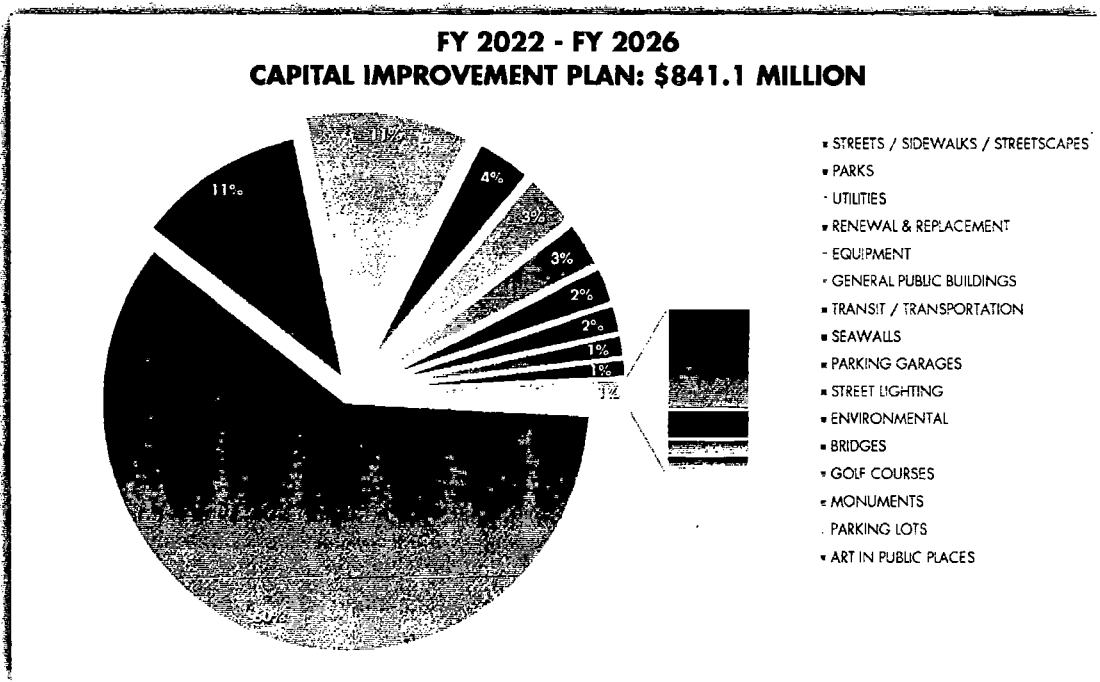
other projects and/or project groupings. These adjustments have no fiscal or cash impact and are as a result of a comprehensive review of the program to ensure that our plan accurately reflects all project budgets, funding sources, and commitments.

The CIP also contains information on appropriations prior to FY 2022 for ongoing/active projects, as well as potential future appropriations beyond FY 2026. In conjunction with the development of the FY 2022 Capital Budget and FY 2022 – FY 2026 CIP, the City began to develop a list of potential projects that may be funded in the future, including projects that have been approved as part of a plan, but not yet sequenced or approved for funding.

The following table shows a summary of the Five-Year CIP by program area, as well as prior year funding for ongoing projects and funding requirements for desired projects with no anticipated funding for the FY 2022 Capital Budget and the FY 2022 – FY 2026 CIP, and beyond.

Program	FY 2021	FY 2022	FY 2023	FY 2024	FY 2025	FY 2026	Balance	TOTAL
ART IN PUBLIC PLACES	7,936,131	85,000	-	-	-	-	-	8,021,131
BRIDGES	10,376,204	750,000	750,000	800,000	-	-	-	12,676,204
COMMUNITY CENTER	2,500,000	-	-	-	-	-	-	2,500,000
CONVENTION CENTER	629,567,548	-	-	-	-	-	-	629,567,548
ENVIRONMENTAL	4,854,000	156,000	7,450,000	310,000	-	-	-	12,770,000
EQUIPMENT	40,796,453	7,989,000	9,373,000	6,806,000	4,938,000	-	-	69,902,453
GENERAL PUBLIC BUILDINGS	13,972,323	971,000	23,809,000	-	200,000	-	5,290,000	44,242,323
GOLF COURSES	11,039,099	793,000	254,000	238,000	-	-	6,000,000	18,324,099
MONUMENTS	701,245	-	820,000	-	-	-	-	1,521,245
PARKING	250,000	-	-	-	-	-	-	250,000
PARKING GARAGES	63,857,149	3,471,000	3,789,100	1,785,000	2,325,000	500,000	-	75,727,249
PARKING LOTS	4,890,142	150,000	150,000	150,000	-	-	-	5,490,142
PARKS	146,364,016	1,406,000	79,211,500	6,447,670	4,805,100	1,524,000	1,540,000	241,298,286
RENEWAL & REPLACEMENT	27,939,029	5,573,000	16,319,000	2,806,500	534,000	5,107,000	-	58,278,529
SEAWALLS	30,230,003	5,000,000	10,000,000	-	-	-	-	45,230,003
STREETS / SIDEWALKS / STREETS	468,930,227	22,771,505	187,624,939	490,000	292,000,000	-	545,089,684	1,516,906,355
STREET LIGHTING	8,224,604	-	7,700,000	1,229,000	600,000	-	50,000,000	67,753,604
TRANSIT / TRANSPORTATION	73,698,192	1,971,000	5,144,247	4,651,899	1,980,000	5,431,000	-	82,876,338
UTILITIES	147,102,549	18,752,232	30,716,584	36,756,916	2,800,000	2,800,000	184,133,858	423,062,139
GRAND TOTAL	1,881,227,714	88,236,727	323,174,378	62,476,605	212,382,100	14,862,000	1,729,223,542	3,334,352,136

The graph which follows shows the major project types with funding proposed and programmed in the FY 2022 – FY 2026 CIP. The largest proposed and programmed investments are in the street/sidewalks/streetscapes (60%), parks (11%), and utilities (11%).



OVERVIEW OF THE FY 2022 CAPITAL BUDGET (ONE-YEAR CAPITAL BUDGET)

At the first budget briefing on June 18, 2021, staff presented the preliminary list of unfunded projects, which were being requested, including projects that the Administration proposed for funding subject to the availability of funds. A summary of projects recommended for funding in the FY 2022 Capital Budget, based on direction given by the Finance and Economic Resiliency Committee on June 18, 2021, July 16, 2021, and July 23, 2021, is presented below (sorted by funding source):

Capital Renewal and Replacement Fund (CRR) (Fund 125)

The proposed dedicated millage of 0.0235 mills is estimated to generate \$815,000 for the General Fund Capital Renewal and Replacement Fund based on a 0.3 percent increase in property values. This reflects a \$8,000 increase in CRR dollars available for capital projects over last year.

The proposed General Fund Renewal and Replacement projects for FY 2022 are listed below in priority order and are recommended by Staff for funding due to their Priority 1 (Critical to Continued Operations) needs. The remaining project requests are lower priority or are beyond the funding capacity at this time:

- MBPD North Sub Station Parking Lot - \$233,000
- 1755 Meridian Fresh Air Intakes (HVAC) - \$63,000
- 1755 Meridian Roof Replacement (Elevator Room and Shaft) - \$82,000
- MBPD Garage Exit Signs and Safety Lights - \$31,000
- MBPD Main Roof Repairs - \$136,000
- North Shore Youth Center Rooftop A/C Renewal - \$120,000
- Scott Rakow Youth Center Lighting Renewal - \$115,000

North Beach Quality of Life (Fund 307)

- Shane Rowing Center HVAC Units Replacements - \$61,000
- North Shore Bandshell Rear Canopy - \$310,000
- Normandy Isle Park Pool Renovations - \$358,000
- Entrance Signs to North Beach (split-funded) - \$244,000
- North Beach Oceanside Park Beachwalk CCTV Segment - \$156,000

Mid Beach Quality of Life (Fund 306)

- Bayshore Park (Par 3) - \$400,000
- MB Golf Club Driving Range Netting - \$114,000
- Non-Motorized Vessel Kayak Launch - \$70,000
- Middle Beach Row Landscape (split-funded) - \$100,000
- MB Golf Club Kitchen Floor Replacement - \$43,000
- MB Golf Club Reel Grinders Replacement - \$71,000
- Miami Beach Golf Club Lake Aeration - \$45,000
- Waterway Markers & Signs (split-funded) - \$132,000

South Beach Quality of Life (Fund 305)

- Colony Theater Elevator - \$87,000
- Bass Museum 40-Year Recertification - \$100,000
- 10th Street Auditorium-Louvers - \$52,000
- Miami City Ballet Studio Flooring - \$39,000
- Flamingo Park Tennis Center Courts (Split-funded) - \$130,000
- MXE Land Use/Mobility/Economic Development Study - \$(190,000) – defunded as this will be funded within the existing GOB projects
- South Pointe Park-Fishing Pier Railing Repairs - \$198,000
- Waterway Markers & Signs (split-funded) - \$263,000
- Miami Design Preservation League (MDPL) Museum Master Plan - \$175,000

Pay-As-You-Go (PAYGO) (Fund 302)

PAYGO funds help ensure adequate on-going reinvestment in the City's capital plant and equipment. This funding can be used for any general government purpose and is the most flexible funding source in the Capital Budget. The PAYGO fund has been historically funded by the General Fund at \$2.4 million annually. Funding levels have been as high as \$7.5 million in the past.

During the development of the FY 2019 budget, the Commission approved a dedicated millage rate for PAYGO funding. This dedicated millage will allow for the growth of this fund over time, as property values increase. Last year, the millage rate of 0.0755 was estimated to generate \$2,592,000. Based on the July 1st certified property values, the estimated FY 2022 revenue is \$2,616,000. This reflects a \$24,000 increase in PAYGO dollars available for capital projects over last year.

In addition to the revenues generated by the dedicated millage for PAYGO projects, at its July 16, 2021 meeting, the FERC recommended transferring an additional \$900,000 from the General Fund Reserve to the PAYGO fund to cover the cost of the Commission Chambers Renovation project. This project will address ADA compliance issues; enhance lighting, acoustics, and

audio/visual technology; and convert the ground floor conference room in City Hall into a multi-purpose press room.

The projects for FY 2022 are listed below.

- Collins Park Performing Arts Venue - \$400,000
- Citywide Bridges - \$750,000 (\$600,000 which was previously programmed, but not appropriated, for the Indian Creek Pedestrian Bridge project was rolled into this project)
- North Beach Oceanside Park (split-funded) - \$(283,000) - funding swap (no change to budget total)
- North Shore Park Youth Center Exterior Cafe and Restrooms - \$400,000
- Middle Beach Row Landscape (split-funded) - \$36,000
- 1755 Roof Replacement - \$223,000
- Smart Building Automation System - \$100,000
- Bollards Installation and Replacement - \$200,000
- Entrance Signs to North Beach (split-funded) - \$356,000
- City Hall Chamber & Press Room Renovation - \$900,000
- Greenspace Facility Renovation - \$200,000
- Shane Rowing Center Roof Replacement - \$61,000
- Flamingo Park Baseball Stadium Stand - \$65,000
- Miami Beach Mooring Field - \$156,000
- Tobias Rehberger Obstinate Lighthouse Conservation - \$85,000

Transportation (Fund 106)

- Indian Creek Drive Protected Bike Lanes - \$131,000
- La Gorce / Pine Tree Dr Bike Lanes - \$230,000
- 10th Street Neighborhood Greenway - \$190,000
- 16th Street Protected Bike Lanes - \$90,000
- Orchard Park Traffic Calming (split-funded) - \$138,000
- West Avenue Bicycle Lanes Phase II (split-funded) - \$108,000

Resiliency (Fund 112)

- Convention Center Lincoln Road Connector - \$1,800,000
- Citywide Seawall Rehab - \$5,000,000
- 1st Street-Alton Rd to Washington (split-funded) - \$19,224,594

7th Street Garage (Fund 142)

- 7th Street Garage-Fire Sprinkler & Pump - \$300,000
- 7th Street Garage-Entrance Flood Control - \$278,000
- 7th Street Garage-Office/Restroom - \$36,000

Transportation Concurrency Mitigation (Fund 158)

- Meridian Ave (North) 28th St & Dade - \$756,000
- Orchard Park Traffic Calming (split-funded) - \$76,000
- West Avenue Bicycle Lanes Phase II (split-funded) - \$23,000
- Prairie Avenue & 44th Street/Chase Avenue - \$520,000
- North Beach Greenways- Phase II - \$110,000
- 71st Street Bridge Bike Lanes (formerly known as Painting & Lighting of Bridge) - \$100,000

Parks Concurrency Mitigation (Fund 158)

- Flamingo Park Tennis Center Courts (split-funded) - \$30,000
- Citywide Parks Irrigation System - \$156,000
- Citywide Parks Court Repairs - \$105,000
- Normandy Shores Golf Club Tee Renovation - \$125,000
- Citywide Fitness Course Replacement - \$100,000
- Normandy Shores Golf Carpet Replacement - \$40,000
- North Beach Parks Restroom Restoration - \$91,000
- Citywide Parks Landscaping Improvement - \$152,000

People's Transportation Plan (Fund 187)

- Orchard Park Traffic Calming (split-funded) - \$31,505
- Royal Palm Ave & 46th Street Circle - \$(107,000) – defunded as project will be combined with the Orchard Park Traffic Calming project which has multiple funding sources

Capital Projects not Financed by Bonds (Fund 301)

- North Beach Oceanside Park - \$283,000 - funding swap (no change to budget total)

Gulf Breeze Loan (Fund 369)

- Shane Rowing Center Dock Ramp and Landing Platform - \$413,000

The Gulf Breeze Bond (Loan) Fund (Fund 369) was funded by loan proceeds from the City of Gulf Breeze and payment of the Allison Island special assessment. All loan proceeds were expended, and the remaining balance is special assessment receipts. In order to utilize the remaining funds within Fund 369, which are not currently designated for any specific use, it is recommended that the Mayor and City Commission approve the use of all remaining and future funds in Fund 369 for the repairs of and improvements to City-owned facilities.

South Pointe Post RDA CDT (Fund 388)

- 1st Street-Alton Rd to Washington (split-funded) - \$70,931

South Pointe Capital (Fund 389)

- 1st Street-Alton Rd to Washington (split-funded) - \$704,475

Water & Sewer Operating & Capital (Fund 418)

- FDOT Utilities Relocation (split-funded) - \$285,000
- Waste Water Stations Rehabilitation - \$2,870,733
- Water Pump Stations Improvements - \$2,595,937
- Waste Water Manhole Rehabilitation - \$1,592,000
- Water & Waste Water Mains and Rehab - \$7,833,710
- DERM & EPA Consent Decree - \$500,000
- Valve Replacement Program (split-funded) - \$1,029,000

Water & Sewer Bonds (Fund 419)

- Valve Replacement Program (split-funded) - \$830,853

Water & Sewer Impact Fees (Fund 422)

- FDOT Utilities Relocation (split-funded) - \$1,215,000

Convention Center Renewal & Replacement (Fund 443)

- Convention Center Rubber Walls and Parking Deck Repairs - \$184,000
- Convention Center Additional Security Cameras - \$250,000
- Parking Deck Cracks Repair - \$280,000
- East Chilled Water Piping Insulation Repairs - \$35,000
- Canal Park Landscaping Replacement - \$40,000
- Terrazzo Floor Scrubbers - \$40,000
- Energy Consumption Management Integration System - \$35,000
- Chiller Lines Flushing (Fillmore, City Hall & 1755 Meridian) - \$25,000

RDA Anchor Garage (Fund 463)

- 16th Street Garage-Roof Top Renewal - \$34,000
- 16th Street Garage HVAC Renewal - \$34,000
- 16th Street Garage-Office/Restroom - \$30,000
- 16th Street Garage-Exterior Paint Renewal Paint and Waterproofing - \$550,000
- 16th Street Garage-Joint Replacement - \$200,000

RDA Penn Garage (Fund 467)

- Penn Garage-HVAC Renewal - \$85,000
- Penn Garage-Traffic Coating-Retail - \$100,000
- Penn Garage-Elevator Renewal - \$218,000

Parking Bond (Fund 486)

- 13th Street Garage Neon Renewal - \$67,000

Parking Operating & Capital (Fund 490)

- 42nd Street Garage-Stairwell Waterproofing - \$50,000
- Sunset Harbour Garage Sealing - \$75,000
- 13th Street Garage-Stairwell Railing - \$50,000
- 42nd Street Garage-Stairwell Railing - \$25,000
- 13th Street Garage -Parking Sign Renewal - \$30,000
- Sunset Harbour Garage Screening - \$200,000
- 17th Street Garage-Storage Space Renovation - \$100,000
- 12th Street Garage-Plumbing System Update- \$79,000
- 12th Street Garage- Interior Floor Drainage - \$25,000
- 1755 Meridian Garage Floor Drainage - \$200,000
- 17th Street Garage Interior Floor Drainage - \$30,000
- 17th Street Garage-Electrical Feeder - \$225,000
- Citywide Parking Lots Improvements - \$150,000
- 1755 Meridian Garage LED Lighting - \$150,000
- Sunset Harbour Garage LED Lighting - \$300,000
- Skidata Garage Software Upgrade with Redundancy Server - \$475,000

Fleet Management (Fund 510)

- FY 2022 Vehicle/Equipment Replacement - \$7,414,000
- Fleet Management Facility 40 Year Re-Certification - \$35,000
- Fleet Management Facility Enhancements Phase II Upgrade - \$150,000
- Fleet Management Facility Security Cameras - \$157,000

FY 2022 Tentative Capital Budget and FY 2022 – 2026 CIP

September 17, 2021

Page 9 of 24

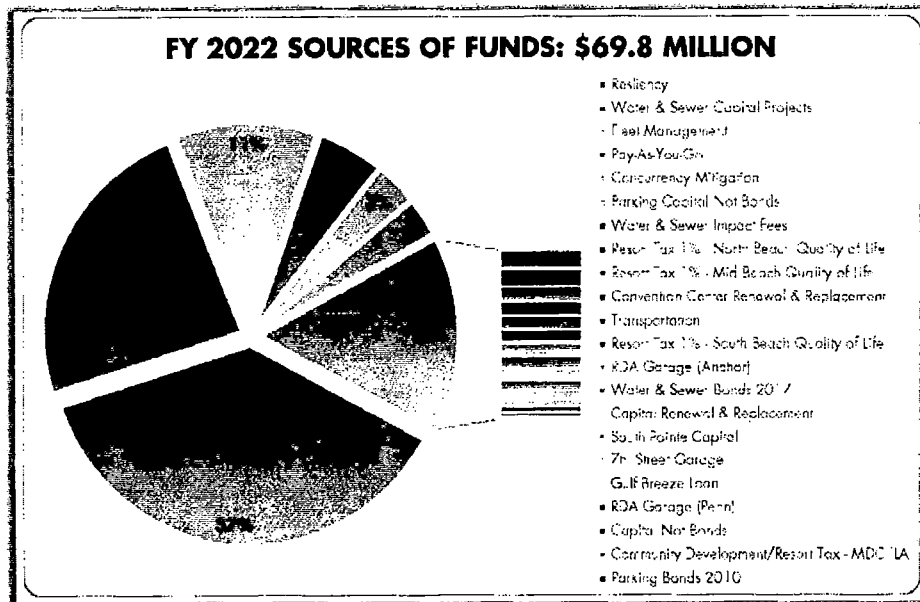
- Fleet Management Warehouse Waterproofing and Roof Repairs - \$145,000
- Fleet Management Facility Gate - \$51,000
- Fleet Management Facility Parking Lot Resurfacing - \$71,000

The Capital Budget for FY 2022 totals \$69,838,737 and will be appropriated on October 1, 2021, when approved by the City Commission. Projects will address many needs in different areas of the City including: neighborhood enhancements such as landscaping and sidewalk restoration; traffic calming; roadway and bridge resurfacing and reconstruction; water, sewer, and drainage system improvements; park construction, renovations and upgrades; renovations of seawalls; parking lot and garage renovations, construction/renovations of public facilities; and vehicle replacement. The following tables summarize the capital expenditures by funding and program source.

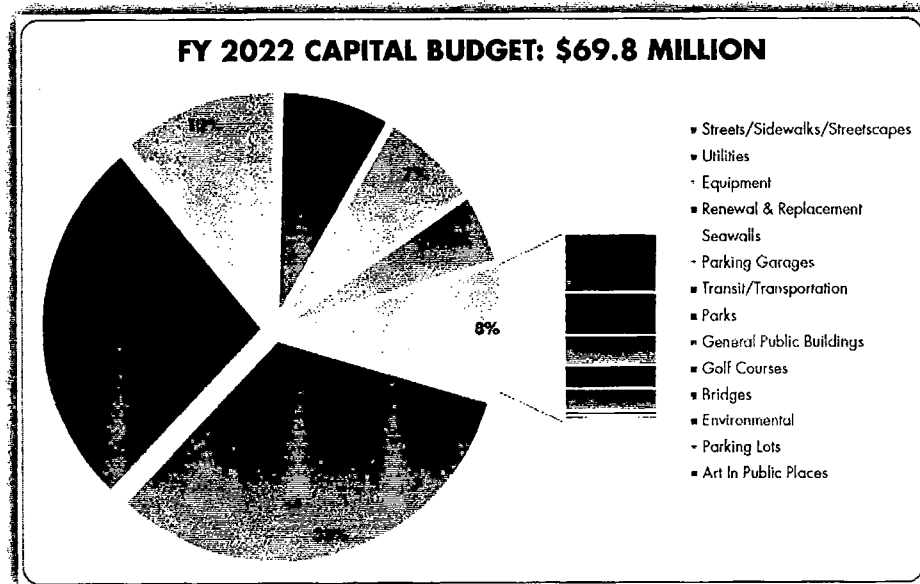
FUNDING SOURCE	FY 2022
Resiliency	26,024,594
Water & Sewer Capital Projects	16,706,379
Fleet Management	8,023,000
Pay-As-You-Go	3,649,000
Concurrency Mitigation	2,384,000
Parking Capital Not Bonds	2,164,000
Water & Sewer Impact Fees	1,215,000
Resort Tax 1% - North Beach Quality of Life	1,129,000
Resort Tax 1% - Mid Beach Quality of Life	975,000
Convention Center Renewal & Replacement	889,000
Transportation	887,000
Resort Tax 1% - South Beach Quality of Life	854,000
RDA Garage (Anchor)	848,000
Water & Sewer Bonds 2017	830,853
Capital Renewal & Replacement	780,000
South Pointe Capital	704,475
7th Street Garage	614,000
Gulf Breeze Loan	413,000
RDA Garage (Penn)	403,000
Capital Not Bonds	283,000
South Pointe Post RDA CT	70,931
Parking Bonds 2010	67,000
Half Cent Transit Surtax	(75,495)
Total Appropriations as of 10/1/2021	\$ 69,838,737

PROGRAM	FY 2022
Streets/Sidewalks/Streetscapes	22,771,505
Utilities	18,752,232
Equipment	7,989,000
Renewal & Replacement	5,573,000
Seawalls	5,000,000
Parking Garages	3,471,000
Transit/Transportation	1,971,000
Parks	1,406,000
General Public Buildings	971,000
Golf Courses	793,000
Bridges	750,000
Environmental	156,000
Parking Lots	150,000
Art In Public Places	85,000
Total Appropriations as of 10/1/2021	\$ 69,838,737

The FY 2022-2026 Capital Improvement Plan by Funding Summary sorts the projects in the FY 2022-2026 CIP and FY 2022 Capital Budget by funding source (revenue). As seen in the following graph, the Resiliency fund brings in the largest portion (37%) of revenue for FY 2022 capital projects, followed by Water and Sewer funds for capital projects at 24%.



The FY 2022-2026 Capital Improvement Plan by Program sorts the projects in the FY 2022-2026 CIP and FY 2022 Capital Budget by Program (expenditure). The largest investments in FY 2022 are in streets/sidewalks/streetscapes (33%), followed by utilities at 27%.



Capital Project Gaps

At the June 18, 2021 FERC Budget Briefing, several key capital projects with existing funding gaps were discussed. The outcomes of discussions regarding the projects are detailed below.

North Beach Oceanside Park

The funding gap of \$1.9 million was addressed in the FY 2021 Capital Budget through the sixth Capital Budget Amendment at the July 28th City Commission meeting.

Maurice Gibb Park

The funding gap of \$1.2 million was addressed in the FY 2021 Capital Budget through the sixth Capital Budget Amendment at the July 28th City Commission meeting.

Bayshore Park (Par 3)

The funding gap of \$1.9 million was partially addressed in the FY 2021 Capital Budget through the sixth Capital Budget Amendment at the July 28th City Commission meeting. The remaining gap of \$400,000 is proposed to be addressed through the FY 2022 Capital Budget process from Quality of Life – Mid Beach funds.

First Street

The funding gap of \$20 million is proposed to be addressed through the FY 2022 Capital Budget process and funded primarily from the Resiliency Fund.

Fire Station #1

The construction contract for this project is not due to be awarded until October 2022. The Administration's recommendation is to update the estimated shortfall of \$6 to \$10 million next Summer, which may be less if COVID-19 cost pressures unwind over the next year. The updated gap amount would likely need to be funded from the sale of vacant parcels identified by Property Management and CBRE's asset inventory study.

Police Headquarters Renovation

The construction contract for this project is due to be awarded in October 2021. However, this project is phased over time as funding is split between Tranche 1 and Tranche 2. The Administration's recommendation is to review the scope for potential changes and use existing Tranche 1 funding to complete the short-term elements of the project and potentially supplement Tranche 2 funds in future years if needed.

72nd Street Complex

This project was discussed at the June 18, 2021, July 16, 2021, and July 23, 2021 FERC Budget Briefing. It was also discussed at the July 30, 2021 regular FERC meeting. The preliminary estimated funding shortfall range for this project has been \$24.6 to \$49.1 million. Since then, the CIP department completed negotiations with Haskell, the selected bidder. The final negotiated design/build contract GMP is \$85 million. This amount assumes the current scope in the Design Criteria Package. The all-in cost for the project is \$107 million. The current budget appropriation for the project is \$64.4 million. The difference is a funding gap of \$42.6 million. This amount can be reduced through the application of the \$1 million dedicated allocation to this project from the Ocean Terrace Settlement and saving \$4.5 million by reducing the 10% contingency to 5%. The difference is the net gap of \$37.1 million.

One of the strategies for closing the funding gap is to determine the amount for the parking portion of the project (500 spaces) and use parking bonds to close the gap between the total parking cost and the \$10.6 million of parking funds already budgeted in the project. Of the \$85 million design/build contract, approximately \$30 million of it is parking related. Netting out the \$10.6 million, there is potential to issue parking bonds for \$19.4 million, which would reduce the funding gap to \$17.7 million.

In order to move forward, the City Commission has at least 3 options. Option 1 is to continue to pursue an agreement with Haskell, the selected bidder, and identify funding options to close the remaining \$17.7 million gap. Option 2 is to enter into negotiation with the second proposer to

develop a design/build contract GMP. Option 3 would be to change the scope in the Design Criteria Package in order to reduce costs to help close the funding gap. Depending on the degree of changes to the scope, it may require a new procurement process.

At the July 30th FERC meeting, the Committee approved the Administration's recommendation to proceed with Option 1 including issuance of parking bonds of approximately \$19.4 million and identifying the \$17.7 million of remaining funds needed to close the funding gap in the project before awarding any contracts related to the project. If the necessary funds cannot be identified in a timely manner, the Administration recommends Option 2 to terminate the negotiations with Haskell and enter into negotiations with the second proposer to develop a design/build contract GMP.

Options to close the remaining budget gap for the project are addressed in the section below.

Capital Budget Funding Options

There are several funding options available to help close the gap in existing capital projects and/or fund unfunded projects.

The current North Shore Branch Library site made up of 5 parcels (3 ocean front and 2 on Collins Avenue) was evaluated and has been appraised to have a value of \$75 million less legal, brokerage, and subdivision fees. It is important to note that the City Attorney has opined that the sale of the 3 oceanfront lots would be subject to voter referendum. The appraisal for the 2 parcels on Collins Avenue is \$10.5 million and their sale would not be subject to voter referendum. The City Commission requested a second appraisal that should be available by the end July. One option would be to sell the non-ocean-front lots without going to voter referendum. The second option is to sell all 5 parcels and go to voter referendum in the Spring to avoid project delays. The Administration recommendation is to issue an RFP with different options, evaluate the submissions, and determine if voter referendum will be necessary.

The Property Management Department is exploring best practices and methods to maximize the value of City-owned assets across the City's real estate portfolio. To facilitate this effort, CBRE was engaged to conduct an inventory review of real estate assets owned by the City. As part of the overall analysis, 5 vacant parcels were identified as strong candidates for potential sale. These parcels have been reviewed by the Finance & Economic Resiliency Committee at their March, April, and June meetings. Recent appraisals estimate that the 5 properties below could be worth \$16.2 million in total.

- 8100 Hawthorne Avenue – appraised value of \$984,000
- 226-87 Terrace – appraised value of \$4,600,000
- 16300 Pine Tree Drive – appraised value of \$3,400,000
- Commerce Street – appraised value of \$1,500,000
- Sunset Drive – appraised value of \$5,700,000

At the July 23, 2021 FERC meeting, the FERC recommended that the Administration issue RFPs for 4 of the 5 parcels and exclude the Sunset Island parcel (and explore designating it as a park).

The Barclay Plaza apartment building (Barclay) was acquired by the Miami Beach Community Development Corporation (MBCDC) in 2007 using City Redevelopment Agency funds as affordable workforce housing. This property is located to the east of the Miami Beach Convention

Center and south of Miami Beach Senior High School. In 2014, the property was red tagged by the City's Building Department for having repeatedly failed to complete its 40-year assessment. The property was vacated of tenants by MBCDC that same year. In 2015, the Barclay, which had received U.S. Department of Housing and Urban Development funds from the City, was acquired by the City since MBCDC was in default of its funding agreement. The City acquired the building vacant and boarded and has remained so the duration of the City's ownership. Subsequent to its acquisition, the City issued two Requests for Proposals in search of a private workforce housing developer for the site. Unfortunately, there were no responsive respondents to these RFP's. Currently a feasibility study is underway, and the results should be available near the end of July. An appraisal of the property was recently completed showing that the Barclay has a value of \$8.3 million.

At the July 23, 2021 FERC meeting, the FERC recommended that the Administration issue an RFP for the Barclay, with instructions to earmark the proceeds for workforce or affordable housing or social services.

On May 26th, the City Commission approved the Seagull Hotel street vacation, which included a voluntary monetary payment to the City in the amount of \$7.4 million. The public benefit cash payment to the City will be provided as follows:

- The first payment of \$750,000 shall occur within 30 days of Historic Preservation Board approval;
- The second payment of \$3,325,000 shall occur prior to issuance of a building permit; and
- The third payment of \$3,325,000 shall be prior to TCO or CO, whichever comes first.

The first two payments will likely be received in the next 6 months. However, the third payment is likely to be received in approximately 2 to 3 years following construction of the project.

As the 2018 G.O. Bond program is implemented, savings have been identified from various projects that are available to supplement other G.O. Bond projects in the same category that have funding gaps. If any other one-time sources of funding are identified, the Administration will evaluate opportunities to use them to close funding gaps for existing projects or help fund unfunded capital projects.

Unfunded Projects

In addition to the projects noted above, the Administration highlighted the following unfunded projects throughout the development of the FY 2022 - FY 2026 CIP. Funding for these projects will be explored further in upcoming budget discussions.

- Collins Park Cultural Facility
- Byron Carlyle
- Old Fire Station #1
- Tight Urbanism
- Fleet Management Facility
- South Beach Promenade
- Others

PROJECT HIGHLIGHTS BY PROGRAM AREA

Art in Public Places (AiPP)

The Art in Public Places (AiPP) Ordinance (Ordinance No. 95-2985) was adopted in 1995. The Ordinance was created to “enhance the aesthetic environment of the City of Miami Beach by including works of art on public property within the City and in City construction projects.” The AiPP Ordinance was amended in May 2004 to clarify the definition of terms for eligible construction projects for funding, as well as the policies and procedures for appropriations. The AiPP Guidelines were also adopted by the City Commission at that time.

The AiPP program is currently funded by 2% of all hard costs of City projects, including new construction, additions, and costs for construction of joint private/public projects. The fund is used for the commission or acquisition of works of art; conservation and maintenance of works of art; research and evaluation of works of art; printing and distribution of related materials; and administration.

The City Commission voted to amend the Art in Public Places Ordinance at the September 11, 2019 Commission meeting (Ordinance 2019-4296). The amendment expanded the definition of “City Construction Project” to include bay walks, beach walks, streetscape beautification projects (resurfacing, curbs, gutters, pavers, sidewalks, landscaping, lighting, bus shelters, bus benches, street furniture, signage and similar above ground improvements); amended the dollar threshold therein from \$500,000 to \$250,000 for the projects subject to the provisions of Art in Public Places; and amended the amount to be appropriated to Art in Public Places from not less than 1.5 percent, to not less than 2 percent.

The One-Year FY 2022 Capital Budget funds \$85,000 for the conservation of the Tobias Rehberger Obstinate Lighthouse.

Prior Years include \$7.9 million in funding for the Miami Beach Convention Center, Fire Station #2, Flamingo Park, and Lummus Park.

Bridges

Bridge repair projects are prioritized and funded based upon inspections by the Florida Department of Transportation, which ensures the safety of all bridges statewide. Other factors are also considered when determining the condition of a bridge, such as its load capacity. It is the City’s responsibility to ensure that bridges are repaired in order to be safe for the motoring public. Pedestrian bridges are also included in this category, which is the City’s responsibility to maintain.

The One-Year FY 2022 Capital Budget funds \$750,000 for Citywide Bridges which includes \$600,000 for the 77th Street over Tatum bridge and \$150,000 for pedestrian bridges citywide.

Prior Years include \$7.1 million for the West Avenue Bridge over Collins Canal; \$1.6 million for Painting and Lighting of Bridges in North Beach; \$925,202 for Citywide Bridges; \$480,000 for the 41st Street Bridges Repair; \$180,000 for the Lighting and Painting of the 81st Street Pedestrian Bridge; and \$60,875 for general bridge repairs. The unfunded portion of the five-year capital plan includes \$1.6 million for repairs of bridges citywide.

Community Center

The Recreation Division of the Parks and Recreation department provides citywide recreational, cultural, and educational programs along with supporting activities for all age groups and those with special needs. In addition to recreation, the City also offers a wide selection of facilities for rental, from a park pavilion to an entire youth center.

Prior Years includes \$2,500,000 for an Adaptive Fitness and Recreation Center.

Convention Center

The Miami Beach Convention Center (MBCC) has been a significant factor in the economic impact of Miami Beach and the greater Miami-Dade County for over fifty years. It served as the site where Cassius Clay (later known as Muhammad Ali) defeated Sonny Liston for his first Heavyweight Championship of the World in 1964. In 1968, the Miami Beach Convention Center hosted the Republican National Convention and more than 20,000 delegates; while in 1972, more than 45,000 delegates visited the facility during both the Republican and Democratic National Conventions.

Originally built in 1957, the MBCC encompassed 108,000 square feet. In 1968, an additional 130,500 square feet of exhibit space was added, with additional support facilities subsequently constructed in 1974. In 1986, as the demand for exhibition space increased, the facility underwent a \$92 million renovation and doubled in size to its current footprint. The expanded MBCC opened in 1989. At that time, a master plan was also developed for the convention center complex. Since that time, the facility has received over \$50 million in continuing upgrades, including complete renovations of all restrooms, full carpet replacement, and installation of a state-of-the-art telecommunications and networking infrastructure.

Since the 1989 MBCC renovation, significant changes have taken place in the convention and tradeshow industry. The number of events, attendance, and space needs have increased on an annual basis industry wide. The economic impact of the convention and tradeshow has also increased over time. Many cities have responded to this industry growth by increasing the size of their convention centers and by adding amenities such as increased meeting space, additional parking, general session space, various technological amenities, and related features in an effort to address industry trends.

Changes in how a competitive hotel package and cultural offerings are viewed by event planners have also led to significant development in areas adjacent to the convention center in major markets throughout the country. Large headquarter hotels have been developed, and efforts to create walkable restaurant/retail environments surrounding convention centers have also been undertaken. The primary objectives of the master plan project are improvements to the MBCC and redevelopment of its surrounding area that are supported by market demand and are necessary to facilitate the ability of the MBCC to attract high impact conventions and tradeshows in an increasingly competitive environment.

A report prepared by Convention Sports & Leisure (CSL) commissioned by the Greater Miami Convention and Visitors Bureau (GMCVB) determined that the MBCC shall serve as the region's convention center given its geographic draw, and no new facility should be planned elsewhere in Miami-Dade County. The report further determined that improvements to the MBCC, including a multi-purpose general assembly/banquet hall, should be made to increase its marketability and attract high-end conventions.

The expansion and renovation of the existing MBCC includes an expansion to 1.4 million square feet, the re-orientation of the four exhibit halls, façade modifications, two separate loading docks on opposite ends of the building with 32 dock spaces, site improvements along the canal and roadways, the addition of a Grand Lobby, 1 Grand Ballroom and 4 junior ballrooms, including the rooftop 'Sunset Vista Ballroom', 10,000 square foot production kitchen, 1.61 miles of fiber optic cabling and 480 miles of copper wiring to support IT communications, 84 meeting rooms with free Wi-Fi, and 800 parking spaces located on the roof. The new MBCC re-orientes the halls in an East/West direction with the primary access from Convention Center Drive, although Washington Avenue will serve as a secondary means of entry.

The project includes substantial improvements to the north of the property. The new addition at the northern portion of the property features an enclosed ground floor parking area and truck loading and delivery area. Above this is the multi-story Grand Ballroom, offering two outdoor patios spaces, with views of the beautified 3.8 acres of Collins Canal Park that spans along Collins Canal and features the restored historic Carl Fisher Clubhouse. This addition creates a new internalized loading area and includes two helix ramping entrance accesses to the roof level parking. The Washington Avenue elevation will be predominately pedestrian in nature with the elimination of the visitor drop-off and cab cueing areas. The streetscape modifications have included a green edge along the avenue with native shade trees to promote a more pedestrian friendly experience. Convention Center Drive becomes the main access point for vehicular access and for the visitor and shared ride drop-off areas. Modifications include a new median along Convention Center Drive and 19th Street creating a more sophisticated streetscape and a more celebrated boulevard experience. The Collins Canal Park walk will be substantially improved and will create a softer northern edge to the MBCC, with a continued path starting at the Holocaust Memorial, continuing through the Botanical Gardens, into Collins Canal Park and ending at the Bass Museum and Collins Park to connect multiple green spaces across multiple city blocks.

The project also includes sizeable Art in Public Places installations including pieces by six internationally recognized artists such as Ellen Harvey, Sarah Morris and Joseph Kosuth, with a budget of \$7.1M. This collection is the largest collection of single curated public art in the United States.

The full impact of the newly re-imagined Miami Beach Convention Center was expected to be recognized during FY 2020 and FY 2021. This new, world-class, venue represents a critical revenue stream for the City of Miami Beach, as well as a tourism and destination attraction, and will attract high-quality events that measurably benefit the City, its residents, visitors, and businesses alike. It is expected that when the economy returns to normalcy, the fiscal impacts of the renovated Center will be realized.

On July 25, 2018, Resolution 2018-30438 was passed and adopted by the City Commission. This resolution called for a special election on November 6, 2018 for the purpose of submitting to the electorate of the City of Miami Beach, a ballot question regarding a 99-year lease of a 2.6-acre property to MB Mixed Use Investment, LLC, requiring the construction/operation of an 800-room hotel connected to the Convention Center per Resolution 2018-30425. The property is located at the northeast corner of 17th Street and Convention Center Drive. On November 6, 2018, the citizens of the City of Miami Beach voted in favor of the MBCC Hotel. The development of the hotel has been approved by the Design Review Board. Once completed, the Convention Center hotel will help attract even more high-quality events that would measurably benefit the City, its residents, visitors, and businesses alike.

Prior Years include \$615.4 million for the Convention Center Renovation; \$9.5 million for the Convention Center Park; \$3.9 million for the Carl Fisher Clubhouse renovation; and \$771,000 for the Convention Center Garage Equipment.

Environmental

Environmental projects in the CIP cover a range of projects including beach access gates, canal enhancement projects, tidal flooding mitigation, lighting for the baywalk, recreational greenways, and remediation.

The One-Year FY 2022 Capital Budget funds \$156,000 for the Miami Beach Mooring Field.

Prior Years include \$2.7 million for the Middle Beach Recreational Corridor Phase III; \$1.1 million for Maurice Gibb Park soil remediation; \$386,000 for Baywalk Phase 2; \$310,000 for the Baywalk from 10th to 12th Street; \$250,000 in funding for surveying and permitting costs related to the Waterway Restoration G.O. Bond project; \$111,000 for Fleet Management Facility Remediation; and \$30,000 for the Lake Pancoast Mangrove Living Shoreline (formerly known as the Indian Creek Living Shoreline).

The unfunded portion of the five-year capital plan includes \$6.0 million in G.O. Bond funding for the Waterway Restoration project; \$1.5 million for Lake Pancoast Mangrove Planter project; and \$310,000 for the Mooring Field.

Equipment

The capital equipment section of the CIP includes the purchase of major capital equipment, including property management, fleet, lighting, and information technology equipment related acquisitions.

The One-Year FY 2022 Capital Budget funds \$7.4 million for annual vehicle/equipment replacement; \$475,000 for Skidata Garage Software upgrade with redundancy server; and re-funding \$100,000 for the Smart Building Automation System.

Prior Years include \$20.5 million for Fleet vehicle/equipment replacement; \$10.4 million for the Public Safety Radio System (G.O. Bond project), and other major projects such as \$1.9 million for License Plate Readers (G.O. Bond project); \$1.7 million for the replacement of the permitting software; \$1.5 million for cameras in the Entertainment District (G.O. Bond project); \$903,000 for Cameras on the Beachwalk between 23rd and 46th Streets; \$825,000 for Cameras in the Business District (G.O. Bond project); \$700,000 for Cameras on the Beachwalk (G.O. Bond project); \$683,165 for post-implementation costs related to Tyler's enterprise products; and \$555,000 for new Police Station Generators. An additional 8 miscellaneous projects totaling \$1,198,102 were also funded within this program.

The unfunded portion of the five-year capital plan totals \$21.1 million for various projects, primarily related to vehicle and equipment replacement needs.

General Public Buildings

The One-Year FY 2022 Capital Budget includes the funding of: \$400,000 for the North Shore Park Youth Center exterior café and restrooms; \$310,000 for the North Shore Bandshell rear canopy; \$200,000 for renovation of the Greenspace facility; and \$61,000 for the Shane Rowing Center roof replacement.

Prior Years include \$4.0 million for Fire Station #1 (G.O. Bond project); \$2.0 million for the Marine Patrol Facility (G.O. Bond project); \$1.9 million for Building Department's renovations; \$1.5 million for equipment and the buildout of the Real-Time Crime Center; \$1.0 million for the Ocean Rescue NOBE Facility (G.O. Bond project); \$1.0 million for North Shore Park exterior café and restrooms; \$750,000 million for the Bayshore Green Waste Facility; \$668,225 for Sunset Islands 1&2 Guardhouse; \$668,000 for the North Shore Bandshell Canopy; and \$515,200 for 4 miscellaneous projects.

The unfunded portion of the five-year capital plan includes \$5.3 million for creating a Public Works facility at a vacant/unused pump station; \$443,000 for the Greenspace Facility Renovation; \$354,000 for the ice rink perimeter board at Scott Rakow Youth Center; \$312,000 for North Shore Park exterior café and restrooms; and \$200,000 for the Fire department's outdoor training facility. Programmed funding beyond FY 2022 includes future tranches for various G.O. Bond projects.

Golf Courses

The City operates the Miami Beach Golf Club and the Normandy Shores Golf Club. The golf clubs are funded from the General Fund with all revenues generated going to the City to off-set operational expenditures and debt service. The City's golf courses/clubs are managed and operated by Professional Course Management (PCM) on behalf of the City.

The One-Year FY 2022 Capital Budget includes the funding of: \$400,000 for renovation of the Bayshore Park (Par 3); \$114,000 for netting at the Miami Beach Golf ("MBG") driving range; \$125,000 for renovation of Normandy Shores Golf ("NSG") Club tee; \$71,000 for replacement of MBG reel grinders; \$43,000 for replacement of MBG club kitchen floor; and \$40,000 for the replacement of the NSG Club carpet.

Prior Years include \$10.5 million for renovations to the Bayshore Park (Par 3); \$257,000 for the MBG Club roof; \$124,000 for the MBG course practice tee renovation; \$100,000 for the MBG course irrigation pump house renovation; and \$97,909 for the MBG Club storage tank.

The unfunded portion of the five-year capital plan includes \$6.0 million for the MBG course renovation; \$184,000 for the NSG Clubhouse roof; \$196,000 for the NSG Club Pumps; \$70,000 MBG Clubhouse painting; and \$42,000 for the MBG Clubhouse carpet replacement.

Monuments

There are numerous monuments throughout the City, with of many of them being historic. In 2009, the City conducted a comprehensive assessment of necessary repairs.

Prior Years include \$323,700 for the Alton Road Fountain at 20th Street project; \$289,000 for the Flagler Monument Solar Illumination project; \$62,000 for the World War Memorial; and \$26,545 for the Cuban monument at the Miami Beach Police Department.

The unfunded portion of the five-year capital plan includes \$820,000 for the Water Tower Restoration on Star Island.

Parking, Parking Garages, and Parking Lots

The City manages and operates 62 surface parking lots and 12 garages. There is a total of 9,605 metered spaces both on- and off-street, 7,404 garage spaces, and 23 residential parking permit zones citywide. The CIP programs provide funding for on-going maintenance of facilities, which includes renovation of parking lots that are anticipated to provide additional parking spaces when complete.

Prior Years for the Parking Garage/Parking programs include \$27.6 million for the Collins Park garage; \$11.3 million for the 72nd Street Community Complex; \$9.7 million for the garage at Collins Avenue and 13th Street; \$2.9 million for the Penrod's parking lot; \$1.8 million for the 16th Street Garage Roof and Deck; \$1.4 million for the 16th Street Garage sprinkler system; \$1.4 million for 17th Street Parking Garage coating; \$1.4 million for Garage Security Camera System; and 47 renewal and replacement projects totaling \$11.1 million.

The One-Year FY 2022 Capital Budget includes \$614,000 for 3 projects at the 7th Street Garage; \$575,000 for 3 projects at the Sunset Harbour Garage; \$403,000 for 3 projects at the Penn garage; \$355,000 for 3 projects at the 17th Street Garage; \$848,000 for 5 projects at the 16th Street/Anchor Garage; \$104,000 for 2 projects at the 12th Street Garage; \$147,000 for 3 projects at the 13th Street Garage; and 4 additional renewal and replacement projects totaling \$425,000.

The unfunded portion of the five-year capital plan primarily reflects funding needs for repairs and maintenance of the City's parking garages and lots totaling \$8.8 million.

Parks

The City maintains the appearance of the gateways to the City, all municipal parks, buildings, grounds, and City-controlled medians, swales, and landscape areas, including management of the City's urban forest and the landscape maintenance contracts for the entire City's parking facilities.

The One-Year FY 2022 Capital Budget for Parks totals \$1.4 million and includes: \$400,000 for Collins Park Performing Arts Venue; \$198,000 for repair of the South Pointe fishing pier railing; \$160,000 for the courts at the Flamingo Park Tennis Center; \$156,000 for citywide parks' irrigation system; \$152,000 for landscaping improvements at citywide parks; \$105,000 for court repairs at citywide parks; \$100,000 for replacement of fitness courses citywide; \$70,000 for a non-motorized vessel kayak launch; and \$65,000 for the baseball stadium stand at Flamingo Park.

Prior Years funding for multiple open projects, inclusive of GOB projects, total \$146.3 million. Aside from the 19 GOB projects totaling \$83.8 million, prior years includes major projects such as \$18.2 million for Flamingo Park; \$15.8 million for North Beach Oceanside Park; \$5.0 million for Altos Del Mar Park; \$3.3 million for Lifeguard Stand Replacements; \$2.7 million for Muss Park Facility; \$2.6 million for the Band Shell Master Plan; \$2.6 million for Maurice Gibb Park redesign; \$1.7 million for Brittany Bay Park; \$1.5 million for Allison Park redesign; \$1.4 million for Fairway Park improvements; and \$7.6 million for 18 smaller projects.

The unfunded portion of the five-year capital plan for the Parks department totals \$92.0 million. In addition, future funding needs total \$1.5 million.

Renewal and Replacement

FY 2012 was the first year that new and existing capital renewal and replacement projects were included in the CIP and Capital Budget.

Prior to FY 2005, the City made significant investment in the routine maintenance of its assets, as well as funding major capital projects bringing online miles of sidewalks and curbing, additional streetlights, new parks and park facilities, new Fire station facilities, etc. However, maintenance of the capital investments competed with General Fund services and routine maintenance with the result that funding levels did not provide for major capital renewal and replacement projects. As a result, these projects often were deferred many years beyond the useful life of the capital component requiring replacement or renewal, and in some cases, until the point where an entire capital project was required for major improvements.

To ensure that renewal and replacement of General Fund assets were funded and addressed when needed, in FY 2005, the City of Miami Beach established a dedicated millage for renewal and replacement funding to be used for capital projects that extended the useful life of the City's General Fund assets to be used exclusively to provide for renewal and replacement of capital items related to facilities and infrastructure over and above routine maintenance. The following restrictions regarding the fund were established at the time that the dedicated funding was created:

- Projects must meet the following criteria for funding:
 - Extend the useful life of a City of Miami Beach General Fund asset by at least 5 years with a threshold value of at least \$25,000; for example, the replacement a major component of the asset such as roofs, HVAC systems, electrical systems, fire alarm systems, sprinkler systems that due to significant deterioration would constrain the remaining useful life of the asset, OR
 - Significantly reduce future maintenance cost over the remaining life of the asset providing for a reduction in future maintenance costs that are greater than the cost of the project
- The Mayor and Commission may authorize additional uses of the funds for unforeseen or unanticipated events affecting life, health, property or public safety subject to a five-sevenths (5/7) vote
- Appropriation of project specific expenditures from the General Fund Capital Renewal and Replacement Fund shall be included in the City Manager's annual proposed budget, to be approved by the Mayor and City Commission annually during the City's second public hearing on the budget
- Interest earnings that accrue in the General Fund Capital Renewal and Replacement Fund shall be included in the appropriation for the Fund in the following fiscal year
- Changes among project specific appropriations may be authorized by the City Manager to the extent that no new projects are added and the total annual allocation is not exceeded
- During a fiscal year, changes to the total allocation and changes to the list of projects to be funded from the General Fund Capital Renewal and Replacement Fund shall require prior approval and authorization by a majority of the City Commission. Excess project specific appropriations not required will be available for re-appropriation the following year
- Project specific appropriations that are not expended in a given fiscal year shall remain in the General Fund Capital Renewal and Replacement Fund for the life of the project

At the same time, the City established a systematic approach to identify renewal and replacement needs. Facilities are inspected at least once every five years to determine current needs as well as projected replacement dates for all major components. A Facility Condition Index Rating (FCI) is assigned to each facility based on the total value of existing requirements divided by the current replacement value of the building. Based on industry standards ratings are assigned as follows:

- 0.00 to 0.10 Excellent
- 0.11 to 0.21 Good
- 0.122 to 0.32 Fair
- Greater than 0.33 Poor

Facilities that have high public usage have a goal of “Excellent,” while all other facilities have a goal of “Good.” Renewal and replacement projects for facilities that are not supported by the General Fund are funded from available cash balances in their respective Internal Service or Enterprise Funds, e.g. Fleet, Sanitation, Property Management, Water, Sewer, Storm Water, Parking, and Convention Center. City Center Redevelopment Area (RDA) projects are funded through the City Center RDA budget.

The current dedicated millage of 0.0235 mills (same as in FY 2021) is projected to generate \$815,000 for the General Fund Capital Renewal and Replacement fund. Internal Service Funds, Enterprise Funds, and Special Revenue Funds also provide sources of funding for non-General Fund Renewal and Replacement projects.

The One-Year FY 2022 Capital Budget has 36 projects totaling \$5.6 million which includes: \$900,000 for the City Hall Chamber & Press Room renovation; \$413,000, for Shane Rowing Center’s dock ramp and landing platform; \$395,000 for waterway markers and signs; \$358,000 for Normandy Isle Park pool renovations; \$280,000 for parking deck cracks repair; \$233,000 MBPD North Sub Station parking lot; \$250,000 for additional security cameras at the Convention Center; \$223,000 for 1755 roof replacement; \$200,000 for Bollards installation and replacement; \$184,000 for the Convention Center rubber walls and parking deck repairs; \$175,000 Miami Design Preservation League museum masterplan; \$157,000 for Fleet security cameras; \$156,000 for CCTV at the North Beach Oceanside Park beachwalk; \$150,000 for phase 2 of Fleet enhancement upgrade; along with 22 projects totaling \$1.5 million. Prior year appropriations total \$27.9 million.

Seawalls

The City of Miami Beach is part of a barrier island and seawalls perform an important function in improving water quality and protecting upland structures such as roads and utilities.

The One-Year FY 2022 Capital Budget totals \$5.0 million for Citywide seawall rehabilitation, with \$5.0 million also programmed in FY 2023. The five-year capital plan also includes future G.O. Bond funding for Seawalls and Shorelines amounting to \$5.0 million.

Prior Years funding for totals \$30.2 million for Citywide seawall rehabilitation.

Street/Sidewalk/Streetscape Improvements

Projects within neighborhood areas are combined to create a single project that addresses neighborhood needs for infrastructure upgrades (including underground water, sewer and storm water infrastructure), traffic flow improvements, street lighting, and landscaping enhancements.

The One-Year FY 2022 Capital Budget totals \$22.8 million, primarily for the 1st Street-Alton Road to Washington project totaling \$20.0 million; the Convention Center Lincoln Road connector project totaling \$1.8 million; and \$756,000 for the Meridian Avenue shared use path; along with 3 projects totaling \$512,505, offset mainly by \$297,000 from the defunding of 2 projects in FY 2022.

Prior Year appropriations for open projects total \$468.9 million and include several key projects such as West Avenue, Palm and Hibiscus Island, Venetian Islands, Lincoln Road, 1st Street-Alton Road to Washington, West Ave/Bay Road, City Center, and Bayshore Neighborhood.

The unfunded portion of the five-year capital plan totals \$480.1 million, and primarily includes \$292 million for drainage improvements in Normandy Isles and \$96.0 million for the Town Center project. In addition, future funding needs total \$545.1 million in funding beyond FY 2026 includes future tranches for various G.O. Bond projects. The prioritization of these projects are reflective of the Jacobs Engineering study.

Street Lighting

Improving lighting throughout the City consistent with Lighting and Crime Prevention Through Environmental Design (CPTED) principles was prioritized during the FY 2016 budget process.

Prior Years include \$4.5 million for Street Lighting Improvements (\$3.5 million funded by the G.O. Bond); \$2.5 million for the Smart Lighting Master Plan; \$665,625 for the Beachwalk Lighting; \$450,000 for Citywide Parking Lot Lighting; and \$148,779 for 5th Street Flyover Lighting.

The unfunded portion of the five-year capital and future plan includes \$50.6 million for street lighting improvements; \$2.4 million for the street lighting master plan; in addition to funding of \$6.5 million for the future tranche of the G.O. Bond Street Lighting Improvements project.

Transit/Transportation

The City is responsible for the management of transportation and traffic engineering services, including coordination with the County for the provision of transit service; design and implementation of traffic mobility improvements; coordination of the shared-bike program; and implementation of the Bikeways Master Plan. Along with, and related to growth management, traffic flow continues to be one of our community's major concerns.

The One-Year FY 2022 Capital Budget totals \$1,971,000, which primarily includes \$600,000 for the entrance signs to North Beach; \$520,000 for Prairie Avenue and 44th Street; \$230,000 for La Gorce/Pine Tree Drive bike lanes; \$190,000 for the 10th Street Neighborhood Greenway; \$131,000 for Indian Creek Drive protected bike lanes; along with 3 projects totaling \$300,000.

Prior Years include \$42.5 million for the Transportation Capital Initiative and \$18.8 million for the Intelligent Transportation System. An additional 25 projects totaling \$12.4 million were also funded within this program.

The unfunded portion of the five-year capital plan totals \$17.2 million.

Utilities

The City is responsible for the maintenance and operation of the water and sewer system that provides reliable and high-quality water and a reliable sanitary sewer system that protects public health and safety; and complies with all federal, state, and local regulations. The City purchases wholesale water from Miami-Dade County for distribution within the City and the City also operates and maintains the storm water collection and conveyance system that protects public health and safety and complies with all federal, state, and local regulations.

The One-Year FY 2022 Capital Budget includes \$7.8 million for water and wastewater mains and rehabs; \$2.9 million for waste water stations rehabilitation; \$2.6 million for water pump stations improvements; \$1.9 million for the valve replacement program; \$1.6 million for the wastewater manhole rehabilitation; \$1.5 million for FDOT utilities relocation; and \$500,000 the DERM and EPA consent decree. These projects are consistent with critical needs identified from the Jacobs Engineering Study.

Prior years totaled \$147.1 million and reflected the needs and priorities identified by the Hazen & Sawyer study. The unfunded portion of the five-year capital plan totals \$73.1 million for various projects. Programmed funding, beyond FY 2026, amounts to \$184.1 million for various neighborhood improvement projects.

GENERAL OBLIGATION BOND PROJECTS

On November 6, 2018, the citizens of the City of Miami Beach voted in favor of issuing \$439 million in General Obligation bonds ("G.O. Bonds") to:

- Improve the City's police, fire, and public safety facilities, in addition to equipment, technology, and lighting to improve security throughout the City
- Improve the City's parks, recreational and cultural facilities, inclusive of playgrounds, baywalks, beachwalks, waterways, landscaping, equipment, lighting, security, and parking related to such facilities
- Improve the City's neighborhoods and infrastructure, including storm water and flooding mitigation projects, sidewalk and street renovation and repairs, protected bicycle lanes, pedestrian paths, landscaping, and lighting

At the March 4, 2019 G.O. Bond workshop, the City Commission reviewed the proposed G.O. Bond Implementation Plan, which outlines the sequencing of the 57 approved projects. At the March 13, 2019 Commission Meeting, the City Commission approved the G.O. Bond execution plan for the first tranche and authorized the issuance of General Obligation Bonds, Series 2019, for the funding of these projects. The fourth amendment to the FY 2019 Capital Budget, which was approved at this meeting, allowed for the expedited funding of seven of these approved first tranche projects in the amount of \$19,760,000.

At the April 10, 2019 Commission Meeting, the City Commission approved the funding of the remaining \$131,379,000 of tranche 1 projects, for a total of \$151,139,000, as summarized below and detailed in attachment A.

- 19 Parks projects totaling \$86,733,000
- 11 Public Safety projects totaling \$36,406,000
- 8 Neighborhood/Infrastructure projects totaling \$28,000,000

During FY 2021, interest rates were at historic lows, which provided a unique opportunity for the City to revise the implementation plan of moving up funding for many projects. For example, the original interest rates used during community outreach for the G.O. Bond were 4.25%. The actual interest rates for Tranche 1 were lower at 3.5%, and our best estimate regarding rates for Tranche 2 was about 1.7%. The revised G.O. Bond implementation plan was estimated to save \$21.2 million in debt service savings over the life of the bonds compared to the originally estimated debt service costs in 2018. At the April 21, 2021 Commission Meeting, the City Commission approved a revised G.O. Bond Implementation Plan that, in summary, proposed the following:

- Consolidating the number of tranches to take advantage of lower borrowing costs than originally projected (3 four-year tranches instead of 4 three-year tranches)
- Reprioritizing projects, allowing the advancement of certain projects that were proposed to commence in future tranches
- Realignment of 14 tranche 1 projects based on cashflow Projections

It is important to note that the total original budget for each project will remain the same over the life of the G.O. Bond program. This revised plan only adjusted the timing of funding for the affected projects. For more information, go to <https://www.gombinfo.com/>.

CAITAL BUDGET REQUEST SUBSEQUENT TO BUDGET BRIEFINGS

Over the summer recess, the Capital Improvement Projects Department requested additional funding in the amount of \$350,000 for the Convention Center - Carl Fisher Clubhouse project. In order to complete the restoration of the clubhouse, it is necessary to finalize the site work east of the building, that requires soil remediation, which was not included in the original scope of the project. The additional funding is necessary to complete this remediation, in addition to sidewalks, landscaping, and other associated site work. Funding is available in the 2015 RDA Bond for Convention Center Project fund (Fund 309).

If the City Commission approves this increase in funding, FY 2022 Capital Budget will be updated prior to the second Public Hearing on September 30, 2021.

CONCLUSION

The Administration recommends adopting the final Capital Improvement Plan for FY 2022 - 2026 and adopting the City of Miami Beach's final Capital Budget for FY 2022.

Attachment A – FY 2022 - 2026 Capital Improvement Plan Funding Summary
Attachment B – FY 2022 - 2026 Capital Improvement Plan by Program

ATH/JW/TOS



CITY OF MIAMI BEACH
 FY 2022 - 2026 CAPITAL IMPROVEMENT PLAN BY FUNDING SUMMARY

PROJECT	PROJECT NAME	Previous Years	FY 2022	FY 2023	FY 2024	FY 2025	FY 2026	Future	Total
106 TRANSPORTATION FUND 106									
20018	ADAPTIVE TRAFFIC SIGNAL CONTROLS	-	-	-	-	-	1,800,000	-	1,800,000
20118	BAYSHORE NEIGH. TRAFFIC CALMING 1A	378,075	-	-	-	-	-	-	378,075
20218	NAUTILUS TRAFFIC CALMING PHASE I	355,500	-	-	-	-	-	-	355,500
20221	16TH STREET PROTECTED BIKE LANES	-	90,000	560,000	-	-	-	-	650,000
20318	VENETIAN ILLUMINATED CROSSWALKS	180,000	-	-	-	-	-	-	180,000
20617	NEW BUS SHELTER DESIGNS	504,251	-	-	-	-	-	-	504,251
20620	LA GORCE / PINE TREE DR BIKE LANES	-	230,000	-	1,570,000	-	-	-	1,800,000
21522	ALTON ROAD SHARED USE PATH PHASE II	-	-	-	-	-	3,631,000	-	3,631,000
60222	NORTH BEACH GREENWAYS PHASE III	-	-	150,000	1,170,220	-	-	-	1,320,220
60327	10TH STREET NEIGHBORHOOD GREENWAY	-	190,000	224,000	1,080,000	-	-	-	1,494,000
62222	WEST AVENUE BICYCLE LANES PHASE II	-	108,000	533,072	-	-	-	-	641,072
62322	ORCHARD PARK TRAFFIC CALMING	-	138,000	843,054	-	-	-	-	981,054
66122	INDIAN CREEK DRIVE PROTECTED BIKE	-	131,000	-	-	-	-	-	131,000
	Fund Total:	1,417,826	887,000	2,310,126	3,620,220	-	5,431,000	-	13,866,172
112 RESILIENCY									
20587	1ST STREET-ALTON RD TO WASHINGTON	-	19,224,594	-	-	-	-	-	19,224,594
20597	WEST AVENUE PHASE II	15,000,000	-	-	-	-	-	-	15,000,000
21220	INDIAN CREEK STREET DRAINAGE IMP.	4,998,548	-	-	-	-	-	-	4,998,548
24120	TOWN CENTER	-	-	8,455,496	-	-	-	-	8,455,496
26270	BAYSHORE PARK (PAR 3)	3,500,000	-	-	-	-	-	-	3,500,000
29020	CITYWIDE SEAWALL REHAB	-	5,000,000	5,000,000	-	-	-	-	10,000,000
29310	CONVENTION CNTR LINCOLN RD CONNECTOR	-	1,800,000	-	-	-	-	-	1,800,000
	Fund Total:	23,498,548	26,024,594	13,455,496	-	-	-	-	62,978,638
115 HUD SECTION 108 LOAN									
23220	NORTH SHORE NEIGH. IMPROVEMENTS	1,017,391	-	-	-	-	-	-	1,017,391
	Fund Total:	1,017,391	-	-	-	-	-	-	1,017,391
121 SUNSET ISLAND 3&4 UNDERGROUND									
69790	SUNSET 3 & 4 UTILITY PAYMENT	1,532,002	-	-	-	-	-	-	1,532,002
	Fund Total:	1,532,002	-	-	-	-	-	-	1,532,002
125 CAPITAL RENEWAL & REPLACEMENT									
20000	PAVEMENT & SIDEWALK PROGRAM	37,986	-	463,000	-	-	-	-	500,986
20001	ALTON ROAD FOUNTAIN AT 20TH STREET	20,150	-	-	-	-	-	-	20,150



CITY OF MIAMI BEACH
 FY 2022 - 2026 CAPITAL IMPROVEMENT PLAN BY FUNDING SUMMARY

PROJECT	PROJECT NAME	Previous Years	FY 2022	FY 2023	FY 2024	FY 2025	FY 2026	Future	Total
20237	FAIRWAY PARK IMPROVEMENTS	1,923	-	-	-	-	-	-	1,923
21818	PROPERTY MGMT FACILITY GENERATOR	100,000	-	-	-	-	-	-	100,000
21821	MBPD HEADQUARTERS RENOVATION	99,600	-	-	-	-	-	-	99,600
27800	STREET LIGHTING IMPROVEMENTS	300,000	-	-	-	-	-	-	300,000
28550	LIFEGUARD STAND REPLACEMENTS	141,189	-	-	-	-	-	-	141,189
60007	POLICE STATION NEW GENERATOR	555,000	-	-	-	-	-	-	555,000
60030	POLICE STATION MEN'S LOCKER ROOM	241,371	-	-	-	-	-	-	241,371
60031	WATER TOWER RESTORATION STAR ISLAND	-	-	820,000	-	-	-	-	820,000
60038	SOUTH SHORE C.C. FIRE ALARM RENEWAL	11,370	-	-	-	-	-	-	11,370
60057	FIRE STATION 3 EMERGENCY GENERATOR	25,200	-	-	-	-	-	-	25,200
60418	HISTORIC CITY HALL HUMIDITY CONTROL	96,068	-	-	-	-	-	-	96,068
60420	FIRE STATION 2-A/C REPLACEMENT	52,500	-	-	-	-	-	-	52,500
60519	CITY HALL 40-YR STRUCTURAL	154,800	-	-	-	-	-	-	154,800
60520	MBPD-CONDENSER AND PUMPS	-	-	125,000	-	-	-	-	125,000
60618	HISTORIC CITY HALL FIRE ALARM	151,618	-	-	-	-	-	-	151,618
60718	NORTH SHORE PARK YOUTH CENTER A/C	80,000	-	-	-	-	-	-	80,000
60719	UNIDAD ELEVATOR MODERNIZATION	70,000	-	-	-	-	-	-	70,000
60821	CITY HALL-REPLACE RESTROOM EXHAUST	-	-	35,000	-	-	-	-	35,000
61021	MB POLICE GARAGE CONCRETE SPALLING	-	-	833,000	-	-	-	-	833,000
61100	P.A.L. BUILDING - FIRE ALARM	74,500	-	-	-	-	-	-	74,500
61120	CITY HALL-COOLING TOWER BASE	100,000	-	-	-	-	-	-	100,000
61121	SCOTT RAKOW YOUTH CENTER-KITCHEN	-	-	150,000	-	-	-	-	150,000
61221	NORM. ISLE POOL LOCKER ROOM & PUMPS	-	-	250,000	-	-	-	-	250,000
61290	CITY HALL FIRE ALARM SYSTEM	293,325	-	-	-	-	-	-	293,325
61320	UNIDAD BUILDING-DOOR RENEWAL	-	-	63,000	-	-	-	-	63,000
61321	71ST STREET WELCOME SIGN RENOVATION	-	-	40,000	-	-	-	-	40,000
61420	UNIDAD BUILDING-WINDOW SEAL RENEWAL	-	-	40,000	-	-	-	-	40,000
61521	CITY HALL LOADING DOCK RESURFACING	-	-	70,000	-	-	-	-	70,000
61921	10TH ST. AUDIT. ENTRANCE DRAINAGE	-	-	250,000	-	-	-	-	250,000
62117	FIRE STATION #2 TRAINING TOWER	160,800	-	-	-	-	-	-	160,800
62421	COLONY THEATER LED LIGHTS UPGRADE	-	-	40,000	-	-	-	-	40,000
62622	HISTORIC CITY HALL FRONT ELEVATION	-	-	69,000	-	-	-	-	69,000
62822	INTERNAL AFFAIRS RESTROOM RENO	-	-	139,000	-	-	-	-	139,000

MIAMI BEACH

CITY OF MIAMI BEACH FY 2022 - 2026 CAPITAL IMPROVEMENT PLAN BY FUNDING SUMMARY

PROJECT	PROJECT NAME	Previous Years	FY 2022	FY 2023	FY 2024	FY 2025	FY 2026	Future	Total
62920	FIRE STATION #2 WATERPROOFING	192,000	-	-	-	-	-	-	192,000
62922	BASS MUSEUM EXTERIOR WALL REPAIRS	-	-	39,000	-	-	-	-	39,000
62923	FLAMINGO PARK HURRICANE WINDOWS	-	-	98,000	-	-	-	-	98,000
63022	MIAMI CITY BALLET EXIT SIGN RENEWAL	-	-	73,000	-	-	-	-	73,000
63023	HISTORIC CH 2ND FLOOR RESTROOMS	-	-	74,000	-	-	-	-	74,000
63080	BEACH RESTROOMS PAINT AND CONCRETE	225,000	-	-	-	-	-	-	225,000
63123	MBPD GARAGE LED LIGHT UPGRADE	-	-	110,000	-	-	-	-	110,000
63222	COLONY THEATER EXIT SIGN RENEWAL	-	-	36,000	-	-	-	-	36,000
63223	BOYS & GIRLS CLUB SECURITY ENCLOSURE	-	-	27,000	-	-	-	-	27,000
63323	MBPD NESS DOCK RENOVATION	-	-	77,000	-	-	-	-	77,000
63350	POLICE HQ ELEVATORS & OTHER PROJECT	384,260	-	-	-	-	-	-	384,260
63420	NS YOUTH CNTR ROOFTOP A/C RENEWAL	-	120,000	-	-	-	-	-	120,000
63422	HISTORIC C. HALL ENERGY EFF. WINDOW	-	-	52,000	-	-	-	-	52,000
63423	NORMANDY POOL LIGHTING IMPROVEMENT	-	-	41,000	-	-	-	-	41,000
63523	FIRE STATION 1 BATHROOMS RENOVATION	-	-	120,000	-	-	-	-	120,000
63623	FIRE STATION 1 ROLL-UP DOOR RENEWAL	-	-	51,000	-	-	-	-	51,000
63718	SANITATION INTERIOR REPLACEMENT	312,800	-	-	-	-	-	-	312,800
63721	FIRE STATION #1 ROOF REPAIRS	41,500	-	-	-	-	-	-	41,500
63723	FIRE ADMINISTRATION FLOORING RENEWAL	-	-	34,000	-	-	-	-	34,000
63821	MBPD 4TH FLOOR HVAC CONTROLS	312,000	-	-	-	-	-	-	312,000
63823	FIRE ADMIN BLDG UPS SYSTEM RENEWAL	-	-	39,000	-	-	-	-	39,000
63921	1701 MERIDIAN AVE 50 YEAR RECERTIFICATION	50,500	-	-	-	-	-	-	50,500
64020	CITY HALL CARD ACCESS SYSTEM REPL.	80,436	-	-	-	-	-	-	80,436
64021	HISTORIC CITY HALL 90 YEAR RECERTIFICATION	66,000	-	-	-	-	-	-	66,000
64221	BASS MUSEUM WINDOW REPLACEMENT	67,355	-	-	-	-	-	-	67,355
64222	1755 MERIDIAN FRESH AIR INTAKES	-	63,000	-	-	-	-	-	63,000
64320	CITY HALL -COOLING TOWER CONDENSER	90,000	-	-	-	-	-	-	90,000
64322	1755 MERIDIAN ROOF REPLACEMENT	-	82,000	-	-	-	-	-	82,000
64420	CITY HALL RESTROOM RENOVATIONS	-	-	250,000	-	-	-	-	250,000
64422	MBPD GARAGE EXIT SIGNS AND SAFETY	-	31,000	-	-	-	-	-	31,000
64522	MBPD MAIN ROOF REPAIRS	-	136,000	-	-	-	-	-	136,000
64622	SCOTT RAKOW YOUTH CENTER LIGHTING	-	115,000	-	-	-	-	-	115,000
65120	GREENSPACE FACILITY SECURITY SYSTEM	-	-	110,000	-	-	-	-	110,000

MIAMI BEACH

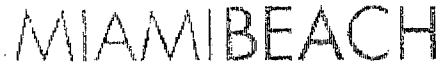
CITY OF MIAMI BEACH FY 2022 - 2026 CAPITAL IMPROVEMENT PLAN BY FUNDING SUMMARY

PROJECT	PROJECT NAME	Previous Years	FY 2022	FY 2023	FY 2024	FY 2025	FY 2026	Future	Total
65218	PURDY AVE BOAT RAMP REPAIRS	84,661	-	-	-	-	-	-	84,661
65219	SOUTH POINTE PARK HVAC REPLACEMENT	85,000	-	-	-	-	-	-	85,000
65319	CODE / HOUSING OFFICES RELOCATION	588,475	-	-	-	-	-	-	588,475
65320	UNIDAD INTERIOR & EXTERIOR PAINTING	-	-	90,000	-	-	-	-	90,000
65420	MBPD NORTH SUB STATION PARKING LOT	-	233,000	-	-	-	-	-	233,000
65520	MBPD N SUB STATION PAINTING, FLOORING	-	-	234,000	-	-	-	-	234,000
65720	HISTORIC CH-ROOF ACCESS LADDER	-	-	100,000	-	-	-	-	100,000
65821	FILLMORE ESCALATOR REPAIRS	71,525	-	-	-	-	-	-	71,525
65920	MBFD STATIONS SECURITY UPGRADES CW	-	-	126,000	-	-	-	-	126,000
66220	HISTORIC CITY HALL ELEVATOR	320,000	-	-	-	-	-	-	320,000
67030	MARINE PATROL EXTERIOR RESTORATION	60,728	-	-	-	-	-	-	60,728
67040	NORMANDY ISLE PARK & POOL	200,000	-	-	-	-	-	-	200,000
67200	FIRE STATION 3 FIRE ALARM UPGRADE	55,000	-	-	-	-	-	-	55,000
67220	FIRE STATION 3 EMERGENCY GENERATOR	43,955	-	-	-	-	-	-	43,955
67240	777 BUILDING HVAC 4TH FLOOR	162,121	-	-	-	-	-	-	162,121
68720	POLICE HQ & PARKING GAR. FIRE ALARM	246,033	-	-	-	-	-	-	246,033
68760	CITY HALL ELECTRICAL UPGRADES	341,500	-	-	-	-	-	-	341,500
69220	PUBLIC WORKS FACILITY GENERATOR	195,863	-	-	-	-	-	-	195,863
Fund Total:		7,044,112	780,000	5,168,000	-	-	-	-	12,992,112
126 SOUTH POINTE RENEWAL & REPLACE									
65219	SOUTH POINTE PARK HVAC REPLACEMENT	25,000	-	-	-	-	-	-	25,000
Fund Total:		25,000	-	-	-	-	-	-	25,000
140 CULTURAL ARTS COUNCIL ENDOWMENT									
20418	COLLINS PARK PERFORMING ARTS VENUE	800,000	-	-	-	-	-	-	800,000
Fund Total:		800,000	-	-	-	-	-	-	800,000
142 7TH STREET GARAGE									
20026	7TH STREET GARAGE-ELEVATOR	-	-	-	-	400,000	-	-	400,000
21121	7TH ST GARAGE-ENTRANCE FLOOD CONTROL	-	278,000	-	-	-	-	-	278,000
22150	72 ST. COMMUNITY COMPLEX	128,296	-	-	-	-	-	-	128,296
26100	GARAGE SECURITY CAMERA SYSTEM	53,585	-	-	-	-	-	-	53,585
27830	PARKING GARAGE AT 1262 COLLINS AVE	2,563,569	-	-	-	-	-	-	2,563,569
60124	7TH STREET GARAGE-LANDSCAPING	-	-	-	120,000	-	-	-	120,000
60224	7 ST GARAGE-SUPERSTRUCTURE RENEWAL	-	-	-	-	250,000	-	-	250,000

MIAMI BEACH

CITY OF MIAMI BEACH FY 2022 - 2026 CAPITAL IMPROVEMENT PLAN BY FUNDING SUMMARY

PROJECT	PROJECT NAME	Previous Years	FY 2022	FY 2023	FY 2024	FY 2025	FY 2026	Future	Total
60422	7TH ST GARAGE-FIRE SPRINKLER & PUMP	-	300,000	-	-	-	-	-	300,000
60620	7TH STREET GARAGE-INTERIOR DRAINAGE	30,000	-	-	-	-	-	-	30,000
60623	7TH STREET GARAGE-STAIRWELL RAILING	-	-	25,000	-	-	-	-	25,000
60723	7TH ST GARAGE-TRAFFIC COATING	-	-	150,000	-	-	-	-	150,000
61118	7TH STREET GARAGE UPGRADE LIGHTING	127,993	-	-	-	-	-	-	127,993
61218	7TH STREET PARKING GARAGE ROOF TOP	140,251	-	-	-	-	-	-	140,251
62621	7TH STREET GARAGE-OFFICE/RESTROOM	-	36,000	-	-	-	-	-	36,000
64719	7TH STREET GARAGE-DOOR REPLACEMENT	50,000	-	-	-	-	-	-	50,000
65121	7 STREET GARAGE UPS BATTERY SYSTEM	66,600	-	-	-	-	-	-	66,600
67520	7TH STREET GARAGE-ROOFING REPAIRS	45,756	-	-	-	-	-	-	45,756
68220	7TH ST GARAGE SURFACE RESTORATION	95,000	-	-	-	-	-	-	95,000
69310	7TH ST. GARAGE FIRE ALARM SYSTEM	51,087	-	-	-	-	-	-	51,087
Fund Total:		3,352,137	614,000	175,000	120,000	650,000	-	-	4,911,137
147 ART IN PUBLIC PLACES									
20377	AIPP MB CONVENTION	7,530,797	-	-	-	-	-	-	7,530,797
22618	AIPP FIRE STATION 2	95,334	-	-	-	-	-	-	95,334
22718	AIPP FLAMINGO PARK PROJECT	194,000	-	-	-	-	-	-	194,000
22918	AIPP LUMMUS PARK PROJECT	116,000	-	-	-	-	-	-	116,000
Fund Total:		7,936,131	-	-	-	-	-	-	7,936,131
155 FEES IN LIEU OF PARKING									
20518	SURFACE LOT AT BISCAYNE BEACH	907,029	-	-	-	-	-	-	907,029
22150	72 ST. COMMUNITY COMPLEX	300,000	-	-	-	-	-	-	300,000
27830	PARKING GARAGE AT 1262 COLLINS AVE	7,145,125	-	-	-	-	-	-	7,145,125
28080	INTELLIGENT TRANSPORT SYSTEM	3,192,028	-	-	-	-	-	-	3,192,028
Fund Total:		11,544,182	-	-	-	-	-	-	11,544,182
158 CONCURRENCY MITIGATION FUND									
20200	TRANSPORTATION CAPITAL INITIATIVE	8,192,028	-	-	-	-	-	-	8,192,028
20247	CITYWIDE PARKS IRRIGATION SYSTEM	-	156,000	-	-	-	-	-	156,000
25750	WEST AVE BRIDGE OVER COLLINS CANAL	908,068	-	-	-	-	-	-	908,068
27910	MERIDIAN AVE SHARED USE PATH	-	756,000	-	-	-	-	-	756,000
28080	INTELLIGENT TRANSPORT SYSTEM	10,322,972	-	-	-	-	-	-	10,322,972
60321	CITYWIDE PARKS COURT REPAIRS	-	105,000	-	-	-	-	-	105,000
60325	NORMANDY SHORES GOLF CLUB TEE RENO	-	125,000	-	-	-	-	-	125,000



CITY OF MIAMI BEACH
 FY 2022 - 2026 CAPITAL IMPROVEMENT PLAN BY FUNDING SUMMARY

PROJECT	PROJECT NAME	Previous Years	FY 2022	FY 2023	FY 2024	FY 2025	FY 2026	Future	Total
60421	CITYWIDE FITNESS COURSE REPLACEMENT	-	100,000	-	-	-	-	-	100,000
62022	FLAMINGO PARK TENNIS CENTER COURTS	-	30,000	-	-	-	-	-	30,000
62122	NORMANDY SHORES GOLF CARPET REPLACEMENT	-	40,000	-	-	-	-	-	40,000
62222	WEST AVENUE BICYCLE LANES PHASE II	-	23,000	-	-	-	-	-	23,000
62322	ORCHARD PARK TRAFFIC CALMING	-	76,000	630,813	-	-	-	-	706,813
62521	NORTH BEACH GREENWAYS- PHASE II	604,230	110,000	-	-	-	-	-	714,230
62718	N. BEACH PARKS RESTROOM RESTORATION	-	91,000	-	-	-	-	-	91,000
64621	CITYWIDE PK LANDSCAPING IMPROVEMENT	-	152,000	-	-	-	-	-	152,000
65221	PINE TREE DRIVE AND 46TH STREET	603,603	-	-	-	-	-	-	603,603
65321	PRAIRIE AVENUE AND 44TH STREET/CHAS	-	520,000	-	-	-	-	-	520,000
66222	71ST STREET BRIDGE BIKE LANES	-	100,000	-	-	-	-	-	100,000
69820	NORTH BEACH GREENWAYS PHASE I	448,625	-	-	-	-	-	-	448,625
Fund Total:		21,079,526	2,384,000	630,813	-	-	-	-	24,094,339
160 RESORT TAX FUND 2%									
20200	TRANSPORTATION CAPITAL INITIATIVE	10,000,000	-	-	-	-	-	-	10,000,000
Fund Total:		10,000,000	-	-	-	-	-	-	10,000,000
164 RDA CITY CENTER RENEWAL & REPLACEMENT									
29300	LINCOLN RD LENOX-COLLINS W/SIDE STR	20,000,000	-	-	-	-	-	-	20,000,000
64819	COLONY THEATER - FIRE ALARM SYSTEM	78,000	-	-	-	-	-	-	78,000
66120	LINCOLN RD STONE RESTORATION	214,619	-	-	-	-	-	-	214,619
Fund Total:		20,292,619	-	-	-	-	-	-	20,292,619
165 NON - TIF RDA FUND									
20197	CITY CENTER RESILIENCY ENHANCEMENTS	1,000,000	-	-	-	-	-	-	1,000,000
20200	TRANSPORTATION CAPITAL INITIATIVE	8,000,000	-	-	-	-	-	-	8,000,000
66120	LINCOLN RD STONE RESTORATION	153,381	-	-	-	-	-	-	153,381
Fund Total:		9,153,381	-	-	-	-	-	-	9,153,381
169 MIAMI CITY BALLET FUND									
27780	MIAMI CITY BALLET WINDOWS	315,000	-	-	-	-	-	-	315,000
64618	MIAMI CITY BALLET VARIOUS REPAIRS	278,250	-	-	-	-	-	-	278,250
Fund Total:		593,250	-	-	-	-	-	-	593,250
171 LOCAL OPTION GAS TAX									
20000	PAYEMENT & SIDEWALK PROGRAM	1,695,000	-	-	-	-	-	-	1,695,000
21014	BICYCLE LANES/SHARED USE PATH IMPROVEMENT	-	-	844,247	-	1,980,000	-	-	2,824,247

MIAMI BEACH

CITY OF MIAMI BEACH FY 2022 - 2026 CAPITAL IMPROVEMENT PLAN BY FUNDING SUMMARY

PROJECT	PROJECT NAME	Previous Years	FY 2022	FY 2023	FY 2024	FY 2025	FY 2026	Future	Total
23020	ALTON RD & 16TH STREET INTERSECTION	540,000	-	-	-	-	-	-	540,000
64918	SMART LIGHTING MASTER PLAN	203,000	-	-	-	-	-	-	203,000
Fund Total:		2,438,000	-	844,247	-	1,980,000	-	-	5,262,247
187 HALF CENT TRANS. SURTAX COUNTY									
20220	SEAWALL-DICKENS AV SHORELINE	200,000	-	-	-	-	-	-	200,000
20597	WEST AVENUE PHASE II	530,000	-	-	-	-	-	-	530,000
20718	SIGNALIZATION ALTON RD AND 4TH ST	580,000	-	-	-	-	-	-	580,000
20818	ROYAL PALM NEIGHBORHOOD GREENWAY	430,000	-	-	-	-	-	-	430,000
21014	BICYCLE LANES/SHARED USE PATH IMPROVEMENT	130,000	-	-	-	-	-	-	130,000
21319	ROYAL PALM AVE & 46TH STREET CIRCLE	107,000	(107,000)	-	-	-	-	-	-
21419	MERIDIAN AVENUE PEDESTRIAN CROSSING	410,000	-	-	-	-	-	-	410,000
22518	ENHANCED CROSSWALKS	480,000	-	-	-	-	-	-	480,000
23360	WEST AVE/BAY RD NEIGH.	378,000	-	-	-	-	-	-	378,000
25650	CITYWIDE CURB RAMP INSTALLATION	80,560	-	-	-	-	-	-	80,560
25750	WEST AVE BRIDGE OVER COLLINS CANAL	1,966,380	-	-	-	-	-	-	1,966,380
26700	ROW IMPROVEMENT PROJECT	1,844,084	-	-	-	-	-	-	1,844,084
27860	51ST STREET NEIGHBORHOOD GREENWAY	50,000	-	-	-	-	-	-	50,000
27910	MERIDIAN AVE SHARED USE PATH	278,000	-	-	-	-	-	-	278,000
27930	SHARED PATH ON PARKVIEW ISLAND PARK	320,000	-	-	-	-	-	-	320,000
27940	EUCLID AVE. - FROM 17TH ST & 5TH ST	470,000	-	-	-	-	-	-	470,000
28050	EVERGLADES COURT ALLEYWAY PAVING	300,000	-	-	-	-	-	-	300,000
28080	INTELLIGENT TRANSPORT SYSTEM	2,761,260	-	-	-	-	-	-	2,761,260
29500	COLLINS CANAL ENHANCEMENT PROJECT	1,030,698	-	-	-	-	-	-	1,030,698
29810	ALLEYWAY RESTORATION PH III	412,500	-	-	-	-	-	-	412,500
62322	ORCHARD PARK TRAFFIC CALMING	-	31,505	-	-	-	-	-	31,505
62517	MERIDIAN AVENUE BICYCLE LANES	250,000	-	-	-	-	-	-	250,000
62617	72ND STREET PROTECTED BIKE LANE	519,000	-	-	-	-	-	-	519,000
62717	73RD STREET PROTECTED BIKE LANES	239,000	-	-	-	-	-	-	239,000
65321	PRAIRIE AVENUE AND 44TH STREET/CHAS	84,420	-	-	-	-	-	-	84,420
65518	JEFFERSON AVE & 15TH ST BEACONS	74,200	-	-	-	-	-	-	74,200
Fund Total:		13,925,102	(75,495)	-	-	-	-	-	13,849,607
301 CAP. PROJ. NOT FINANCED BY BON									
20001	ALTON ROAD FOUNTAIN AT 20TH STREET	24,550	-	-	-	-	-	-	24,550

MIAMI BEACH

CITY OF MIAMI BEACH FY 2022 - 2026 CAPITAL IMPROVEMENT PLAN BY FUNDING SUMMARY

PROJECT	PROJECT NAME	Previous Years	FY 2022	FY 2023	FY 2024	FY 2025	FY 2026	Future	Total
20110	28TH STREET OBELISK STABILIZATION	357,230	-	-	-	-	-	-	357,230
20200	TRANSPORTATION CAPITAL INITIATIVE	3,300,000	-	-	-	-	-	-	3,300,000
20220	SEAWALL-DICKENS AV SHORELINE	231,974	-	-	-	-	-	-	231,974
20597	WEST AVENUE PHASE II	8,861	-	-	-	-	-	-	8,861
22050	BAYSHORE NEIGH. BID PACK A	223,199	-	-	-	-	-	-	223,199
22150	72 ST. COMMUNITY COMPLEX	-	-	1,000,000	-	-	-	-	1,000,000
23200	FLAMINGO PARK	896,690	-	-	-	-	-	-	896,690
23518	BATTING CAGES AT NORTH SHORE PARK	203,000	-	-	-	-	-	-	203,000
24530	SUNSET ISLANDS 1&2 GUARDHOUSE	468,225	-	-	-	-	-	-	468,225
24630	FLAGLER MONUMENT SOLAR ILLUMINATION	89,000	-	-	-	-	-	-	89,000
26270	BAYSHORE PARK (PAR 3)	412,100	-	-	-	-	-	-	412,100
26990	SECOND FL. RENOVATION-BUILDING DEPT	629,898	-	-	-	-	-	-	629,898
27950	NORTH BEACH OCEANSIDE PARK	9,710,000	283,000	-	-	-	-	-	9,993,000
62718	N. BEACH PARKS RESTROOM RESTORATION	190,000	-	-	-	-	-	-	190,000
63318	NORMANDY ISLE PARK POOL RENOVATIONS	47,000	-	-	-	-	-	-	47,000
64718	MUNIS / ENERGGOV/ ERP PR	683,165	-	-	-	-	-	-	683,165
Fund Total:		17,474,892	283,000	1,000,000	-	-	-	-	18,757,892
302 PAY-AS-YOU-GO									
20078	CITYWIDE STREET PAVEMENT	-	-	-	-	-	-	15,000,000	15,000,000
20187	LUMMUS PARK MUSCLE BEACH UPGRADE	68,000	-	-	-	-	-	-	68,000
20220	SEAWALL-DICKENS AV SHORELINE	3,420	-	-	-	-	-	-	3,420
20237	FAIRWAY PARK IMPROVEMENTS	1,426,914	-	877,000	877,000	-	-	-	3,180,914
20247	CITYWIDE PARKS IRRIGATION SYSTEM	14,275	-	-	-	-	-	-	14,275
20250	LAGORCE ISLAND-LIGHTING TREES MISC	66,376	-	-	-	-	-	-	66,376
20300	NORMANDY ISLE PARK TURF INSTALLATION	398,000	-	465,500	465,500	-	-	-	1,329,000
20418	COLLINS PARK PERFORMING ARTS VENUE	-	400,000	422,000	-	-	-	-	822,000
20423	FLAMINGO PK FOOTBALL FENCE	-	-	613,000	-	-	-	-	613,000
20425	FLAMINGO PARK SOCCER FIELD TURF	-	-	-	-	281,000	-	-	281,000
20523	STILLWATER PARK LIGHTING & SOCCER	-	-	-	-	-	481,000	-	481,000
20577	BELLE ISLE PARK PLAYGROUND	294,585	-	-	-	-	-	-	294,585
20597	WEST AVENUE PHASE II	1,469,640	-	-	-	-	-	-	1,469,640
20607	11TH STREET-FLAMINGO NEIGHBORHOOD	1,059,729	-	-	-	-	-	-	1,059,729
20623	MIAMI BEACH GOLF COURSE RENOVATION	-	-	-	-	-	-	6,000,000	6,000,000

MIAMI BEACH

CITY OF MIAMI BEACH FY 2022 - 2026 CAPITAL IMPROVEMENT PLAN BY FUNDING SUMMARY

PROJECT	PROJECT NAME	Previous Years	FY 2022	FY 2023	FY 2024	FY 2025	FY 2026	Future	Total
20721	GREENSPACE FACILITY RENOVATION	-	200,000	443,000	-	-	-	-	643,000
20722	FLAMINGO PK PLAYGROUND REPLACEMENT	-	-	830,000	-	-	-	-	830,000
20723	CRESPI PARK LIGHTING & MICRO SOCCER	-	-	-	-	481,000	-	-	481,000
20821	BISCAYNE ELEM SHARED FIELD LIGHTING	-	-	-	1,270,170	-	-	-	1,270,170
20822	FLAMINGO PK FOOTBALL STADIUM TURF	-	-	-	1,163,000	-	-	-	1,163,000
20918	BRITTANY BAY PARK	1,414,729	-	-	-	-	-	-	1,414,729
20921	NORMANDY ISLE PARK PLAYGROUND	-	-	489,000	-	-	-	-	489,000
21018	BAYWALK PHASE 2	386,000	-	-	-	-	-	-	386,000
21021	NSPYC KITCHEN & CABINETRY ADDITION	-	-	-	344,000	-	-	-	344,000
21022	WEST LOTS 85-86 ST CONVERSION	-	-	-	-	2,436,100	-	-	2,436,100
21118	STILLWATER ENTRANCE SIGN	-	-	225,000	-	-	-	-	225,000
21621	ADAPTIVE FITNESS AND RECREATION CTR	2,500,000	-	-	-	-	-	-	2,500,000
21721	REAL TIME CRIME CENTER BUILDOUT	1,500,000	-	-	-	-	-	-	1,500,000
21821	MBPD HEADQUARTERS RENOVATION	32,437	-	-	-	-	-	-	32,437
22050	BAYSHORE NEIGH. BID PACK A	960,405	-	-	-	-	-	-	960,405
22150	72 ST. COMMUNITY COMPLEX	100,000	-	-	-	-	-	-	100,000
22420	POLO PARK LIGHTING & SOCCER FIELD	857,680	-	-	-	-	-	-	857,680
22750	ALTOS DEL MAR PARK	44,820	-	-	-	-	-	-	44,820
22920	CITYWIDE BRIDGES	925,202	750,000	750,000	800,000	-	-	-	3,225,202
23118	FIRE STATION 4 SECURITY ENHANCEMENT	50,683	-	-	-	-	-	-	50,683
23180	BAYSHORE NEIGH. BID PACK D	745,500	-	-	-	-	-	-	745,500
23200	FLAMINGO PARK	554,489	-	-	-	-	-	-	554,489
23240	LA GORCE NEIGHBORHOOD IMPROVEMENTS	219,000	-	-	-	-	-	-	219,000
23318	SOUNDSCAPE AUDIO IMPROVEMENTS	751,410	-	-	-	-	-	-	751,410
23380	PALM & HIBISCUS ISLAND ENHANCEMENT	50,000	-	-	-	-	-	-	50,000
24530	SUNSET ISLANDS 1&2 GUARDHOUSE	200,000	-	-	-	-	-	-	200,000
24630	FLAGLER MONUMENT SOLAR ILLUMINATION	200,000	-	-	-	-	-	-	200,000
25750	WEST AVE BRIDGE OVER COLLINS CANAL	1,303,396	-	-	-	-	-	-	1,303,396
27170	SEAWALL-BISCAYNE BAY ST END PH. II	185,714	-	-	-	-	-	-	185,714
27800	STREET LIGHTING IMPROVEMENTS	-	-	-	-	-	-	50,000,000	50,000,000
27950	NORTH BEACH OCEANSIDE PARK	500,000	(283,000)	-	-	-	-	-	217,000
27990	MAURICE GIBB PARK FLOATING DOCK	177,000	-	-	-	-	-	-	177,000
28300	SHANE WATERSPORT SEAWALL	134,000	-	-	-	-	-	-	134,000

MIAMI BEACH

CITY OF MIAMI BEACH FY 2022 - 2026 CAPITAL IMPROVEMENT PLAN BY FUNDING SUMMARY

PROJECT	PROJECT NAME	Previous Years	FY 2022	FY 2023	FY 2024	FY 2025	FY 2026	Future	Total
28600	NSPYC EXTERIOR CAFE AND RESTROOMS	-	400,000	312,000	-	-	-	-	712,000
28850	MAURICE GIBB PARK REDESIGN	28,658	-	-	-	-	-	-	28,658
28940	BAYSHORE NEIGH. CENTRAL - SOUTH	21,824	-	-	-	-	-	-	21,824
29550	CMB SKATEPARK	40,000	-	-	-	-	-	-	40,000
29620	ALLISON PARK REDESIGN	100,000	-	-	-	-	-	-	100,000
29810	ALLEYWAY RESTORATION PH III	-	-	100,000	-	-	-	-	100,000
60011	IRRIGATION SYSTEM MACARTHUR CAUSEWAY	-	-	28,000	-	-	-	-	28,000
60020	FLEET MGMT-GENERATOR TRANSFER SWITCH	100,000	-	-	-	-	-	-	100,000
60026	BELLE ISLE PARK PLAYGROUND REPLACEMENT	-	-	-	-	-	-	638,000	638,000
60226	PARK VIEW ISLAND PARK PLAYGROUND REPLACEMENT	-	-	-	-	-	-	497,000	497,000
60122	SOUNDSCAPE PK LED LIGHTING	-	-	75,000	-	-	-	-	75,000
60123	CRESPI PARK PLAYGROUND REPLACEMENT	-	-	-	-	407,000	-	-	407,000
60126	MUSS PARK PLAYGROUND REPLACEMENT	-	-	-	-	-	638,000	-	638,000
60223	POLO PARK PLAYGROUND REPLACEMENT	-	-	-	476,000	-	-	-	476,000
60321	CITYWIDE PARKS COURT REPAIRS	-	-	105,000	105,000	105,000	105,000	105,000	525,000
60322	PARKS MAINT. FACILITY RENOVATIONS	-	-	-	335,000	-	-	-	335,000
60323	STILLWATER PLAYGROUND REPLACEMENT	-	-	-	570,000	-	-	-	570,000
60421	CITYWIDE FITNESS COURSE REPLACEMENT	-	-	100,000	100,000	100,000	100,000	100,000	500,000
60523	FLAMINGO FOOTBALL STADIUM RAILINGS	-	-	100,000	-	-	-	-	100,000
60920	HISTORIC CITY HALL-VFD REPLACEMENT	200,000	-	-	-	-	-	-	200,000
60924	NSPYC SAFETY IMPROVEMENTS-FRONT DESK	-	-	-	372,000	-	-	-	372,000
61020	CITY HALL-GENERATOR REPLACEMENT	600,000	-	-	-	-	-	-	600,000
61619	NORTH BEACH ROW LANDSCAPING	113,000	-	-	-	-	-	-	113,000
61621	CITY HALL CHAMBER & PRESS ROOM RENO	-	900,000	-	-	-	-	-	900,000
61920	MAURICE GIBB SOIL REMEDIATION	896,000	-	-	-	-	-	-	896,000
62019	MIDDLE BEACH ROW LANDSCAPE	8,285	36,000	250,000	100,000	-	-	-	394,285
62619	ENERGY SUB-METERS IN MUN. BUILDINGS	68,000	-	-	-	-	-	-	68,000
62719	FLEET MGMT FACILITY REMEDIATION	111,000	-	-	-	-	-	-	111,000
62723	SCOTT RAKOW ICE RINK PERIMETER BOAR	-	-	354,000	-	-	-	-	354,000
62819	LAKE PANCOAST MANGROVE LIVING SHORELINE	30,000	-	1,450,000	-	-	-	-	1,480,000
62823	SCOTT RAKOW ICE RINK REFRIGERATION	-	-	1,128,000	-	-	-	-	1,128,000
62919	OUTDOOR TRAINING FACILITY (FIRE)	-	-	-	-	200,000	-	-	200,000
63019	BUILDOUT 1701 4TH FL FOR HOUSING	133,000	-	-	-	-	-	-	133,000



CITY OF MIAMI BEACH
 FY 2022 - 2026 CAPITAL IMPROVEMENT PLAN BY FUNDING SUMMARY

PROJECT	PROJECT NAME	Previous Years	FY 2022	FY 2023	FY 2024	FY 2025	FY 2026	Future	Total
63080	BEACH RESTROOMS PAINT AND CONCRETE	20,000	-	-	-	-	-	-	20,000
63319	PARK VIEW ISLAND ANNEX - DOG PARK	67,000	-	-	-	-	-	-	67,000
63519	BUOY PARK REFORESTATION IMPROVEMENT	-	-	150,000	-	-	-	-	150,000
63521	RESTORATIVE TREE WELL CITYWIDE	-	-	480,000	240,000	-	-	-	720,000
63719	1755 MERIDIAN-CHILLER REPLACEMENT	211,045	-	-	-	-	-	-	211,045
63722	SMART CARD ACCESS SYSTEM-PHASE II	-	-	195,000	-	-	-	-	195,000
63819	SSCC ROOT MITIGATION & FLOORING REP	272	-	-	-	-	-	-	272
63822	1755 ROOF REPLACEMENT	-	223,000	-	-	-	-	-	223,000
63919	SMART CARD ACCESS SYSTEM- PHASE I	250,000	-	-	-	-	-	-	250,000
64019	CITY HALL ENERGY EFFICIENT BUILDING	156,000	-	-	-	-	-	-	156,000
64022	777 FOUNTAIN/ COURTYARD RENOVATIONS	-	-	131,000	-	-	-	-	131,000
64119	INDIAN CREEK LANDSCAPE & IRRIGATION	836,500	-	-	-	-	-	-	836,500
64122	BOLLARDS INSTALLATION AND REPL.	-	200,000	302,500	-	-	-	-	502,500
64190	ENTRANCE SIGNS TO NORTH BEACH	-	356,000	91,000	-	-	-	-	447,000
64418	THE FILLMORE 40-YR RECERTIFICATION	622,298	-	-	-	-	-	-	622,298
64621	CITYWIDE PK LANDSCAPING IMPROVEMENT	-	-	248,000	200,000	200,000	200,000	200,000	1,048,000
64721	MIDDLE BEACH WATER TOWER PAINTING	50,000	-	-	-	-	-	-	50,000
64821	SECURITY ENHANCEMENTS CITYWIDE	500,000	-	1,000,000	500,000	500,000	-	-	2,500,000
64918	SMART LIGHTING MASTER PLAN	1,000,000	-	-	-	-	-	-	1,000,000
64921	OCEAN RESCUE FIRE ALARM RENEWAL	30,300	-	-	-	-	-	-	30,300
65021	BELLE ISLE PARK LIGHTING ENHANCEMENT	110,000	-	-	-	-	-	-	110,000
65519	BRIDGE REPAIRS FY19	60,875	-	-	-	-	-	-	60,875
65622	SHANE ROWING CENTER ROOF REPLACEMENT	-	61,000	-	-	-	-	-	61,000
65722	FLAMINGO PARK BASEBALL STADIUM STAN	-	65,000	495,000	-	-	-	-	560,000
65818	FLEET MANAGEMENT FIRE SPRINKLER	250,000	-	-	-	-	-	-	250,000
65821	FILLMORE ESCALATOR REPAIRS	16,000	-	-	-	-	-	-	16,000
65822	MIAMI BEACH MOORING FIELD	-	156,000	-	310,000	-	-	-	466,000
65922	TOBIAS REHBERGER OBSTINATE LIGHTHOUSE	-	85,000	-	-	-	-	-	85,000
66018	FLEET MANAGEMENT CONCRETE SPALLING	100,000	-	-	-	-	-	-	100,000
66020	CITY HALL - MAIN ENTRANCE PAVERS	-	-	550,000	-	-	-	-	550,000
66021	SOUTH POINTE PARK RESTROOMS RENOVATION	66,000	-	-	-	-	-	-	66,000
66418	FLAMINGO POOL DECK & PUMP ROOM	-	-	-	334,000	-	-	-	334,000
66518	SECURITY AUDIO SYSTEM FOR ALL POOLS	-	-	100,000	-	-	-	-	100,000

MIAMI BEACH

CITY OF MIAMI BEACH FY 2022 - 2026 CAPITAL IMPROVEMENT PLAN BY FUNDING SUMMARY

PROJECT	PROJECT NAME	Previous Years	FY 2022	FY 2023	FY 2024	FY 2025	FY 2026	Future	Total
67920	SMART BUILDING AUTOMATION SYSTEM	-	100,000	-	-	-	-	-	100,000
68120	NORMANDY SHORES GOLF CLUB PUMPS	-	-	-	196,000	-	-	-	196,000
69520	WATERWAY RESTORATION	250,000	-	-	-	-	-	-	250,000
Fund Total:		25,639,461	3,649,000	12,859,000	8,757,670	4,710,100	1,524,000	72,540,000	129,679,231
303 GRANT FUNDED									
23380	PALM & HIBISCUS ISLAND ENHANCEMENT	480,209	-	-	-	-	-	-	480,209
Fund Total:		480,209	-	-	-	-	-	-	480,209
304 CAPITAL RESERVE									
20918	BRITTANY BAY PARK	295,000	-	-	-	-	-	-	295,000
21270	VENETIAN NEIGH. ISLANDS	(320)	-	-	-	-	-	-	(320)
22750	ALTOS DEL MAR PARK	384,823	-	-	-	-	-	-	384,823
23180	BAYSHORE NEIGH. BID PACK D	639,000	-	-	-	-	-	-	639,000
23200	FLAMINGO PARK	295,000	-	-	-	-	-	-	295,000
23300	FLAMINGO NEIGHBORHOOD-SOUTH	2,185,327	-	-	-	-	-	-	2,185,327
23360	WEST AVE/BAY RD NEIGH.	30,000	-	-	-	-	-	-	30,000
23380	PALM & HIBISCUS ISLAND ENHANCEMENT	3,288,290	-	-	-	-	-	-	3,288,290
25750	WEST AVE BRIDGE OVER COLLINS CANAL	2,224,213	-	-	-	-	-	-	2,224,213
28610	RUE VENDOME PUBLIC PLAZA	717,705	-	-	-	-	-	-	717,705
28940	BAYSHORE NEIGH. CENTRAL - SOUTH	618,790	-	-	-	-	-	-	618,790
29600	MUSS PARK FACILITY	245,000	-	-	-	-	-	-	245,000
65218	PURDY AVE BOAT RAMP REPAIRS	180,033	-	-	-	-	-	-	180,033
Fund Total:		11,102,861	-	-	-	-	-	-	11,102,861
305 SB QUALITY OF LIFE REST.TAX 1%									
20001	ALTON ROAD FOUNTAIN AT 20TH STREET	279,000	-	-	-	-	-	-	279,000
20011	WORLD WAR MEMORIAL	62,000	-	-	-	-	-	-	62,000
20177	OCEAN DR. EXTENDED SIDEWALK PROJECT	164,650	-	-	-	-	-	-	164,650
20187	LUMMUS PARK MUSCLE BEACH UPGRADE	232,000	-	-	-	-	-	-	232,000
20223	LUMMUS PARK PLAYGROUND REPLACEMENT	-	-	750,000	-	-	-	-	750,000
20597	WEST AVENUE PHASE II	67,781	-	-	-	-	-	-	67,781
21119	BAYWALK 10TH TO 12TH STREET	310,000	-	-	-	-	-	-	310,000
21218	5TH STREET FLYOVER LIGHTING	148,779	-	-	-	-	-	-	148,779
21821	M8PD HEADQUARTERS RENOVATION	49,900	-	-	-	-	-	-	49,900
22118	ENTERTAINMENT DISTRICT CAMERAS	170,000	-	-	-	-	-	-	170,000

MIAMI BEACH

CITY OF MIAMI BEACH FY 2022 - 2026 CAPITAL IMPROVEMENT PLAN BY FUNDING SUMMARY

PROJECT	PROJECT NAME	Previous Years	FY 2022	FY 2023	FY 2024	FY 2025	FY 2026	Future	Total
23200	FLAMINGO PARK	2,460,322	-	-	-	-	-	-	2,460,322
25750	WEST AVE BRIDGE OVER COLLINS CANAL	334,000	-	-	-	-	-	-	334,000
27360	RESTORATIVE TREETWELL-PH 4-SOUTH BCH	690,000	-	-	-	-	-	-	690,000
27800	STREET LIGHTING IMPROVEMENTS	201,988	-	-	-	-	-	-	201,988
27990	MAURICE GIBB PARK FLOATING DOCK	373,000	-	-	-	-	-	-	373,000
28550	LIFEGUARD STAND REPLACEMENTS	1,798,800	-	-	-	-	-	-	1,798,800
28560	COLLINS PK LIGHTING SOUND SYSTEM	236,000	-	-	-	-	-	-	236,000
29760	RESTORATIVE TREETWELL-PH 3	683,911	-	-	-	-	-	-	683,911
60022	FLAMINGO PARK NORTH-SOUTH WALKWAY	-	-	300,000	-	-	-	-	300,000
60177	SOUTH BEACH PEDESTRIAN ZONES	300,000	-	-	-	-	-	-	300,000
60420	FIRE STATION 2-A/C REPLACEMENT	18,700	-	-	-	-	-	-	18,700
60720	BEACHWALK TREE WELLS 14-22 STREET	150,000	-	-	-	-	-	-	150,000
61419	BEACHFRONT RESTROOMS-RENOVATIONS	25,000	-	-	-	-	-	-	25,000
62021	COLONY THEATER ELEVATOR	-	87,000	-	-	-	-	-	87,000
62022	FLAMINGO PARK TENNIS CENTER COURTS	-	130,000	-	-	-	-	-	130,000
62117	FIRE STATION #2 TRAINING TOWER	160,800	-	-	-	-	-	-	160,800
62119	BASS MUSEUM - ROOF REPLACEMENT	392,464	-	-	-	-	-	-	392,464
62121	BOTANICAL GARDENS RESTROOMS	50,500	-	-	-	-	-	-	50,500
62217	10TH ST AUDITORIUM COATING OF ROOF	65,650	-	-	-	-	-	-	65,650
62221	COLONY THEATER RESTROOM RENOVATION	-	-	73,000	-	-	-	-	73,000
62321	COLONY THEATER EXTERIOR PAINTING	-	-	68,000	-	-	-	-	68,000
62419	BASS MUSEUM - FREIGHT ELEVATOR	88,647	-	-	-	-	-	-	88,647
62519	BEACHWALK DRAINAGE-S.POINTE - 23 ST	220,000	-	-	-	-	-	-	220,000
62523	ARTISTIC BOLLARDS	-	-	250,000	-	-	-	-	250,000
63080	BEACH RESTROOMS PAINT AND CONCRETE	15,275	-	-	-	-	-	-	15,275
63122	10TH ST AUDITORIUM LED UPGRADE	-	-	104,000	-	-	-	-	104,000
63720	10TH ST AUDITORIUM-LOUVER	-	52,000	-	-	-	-	-	52,000
63923	BASS MUSEUM KEYSTONE SEAL	-	-	63,000	-	-	-	-	63,000
64023	MIAMI CITY BALLET VARIABLE AIR VALVE	-	-	34,000	-	-	-	-	34,000
64123	COLONY THEATER IMPACT GLASS	-	-	103,000	-	-	-	-	103,000
64221	BASS MUSEUM WINDOW REPLACEMENT	67,355	-	-	-	-	-	-	67,355
64223	BASS MUSEUM INTERIOR GALLERY WALL	-	-	63,000	-	-	-	-	63,000
64321	BASS MUSEUM CONDENSER WATER PUMPS	45,450	-	-	-	-	-	-	45,450



CITY OF MIAMI BEACH
 FY 2022 - 2026 CAPITAL IMPROVEMENT PLAN BY FUNDING SUMMARY

PROJECT	PROJECT NAME	Previous Years	FY 2022	FY 2023	FY 2024	FY 2025	FY 2026	Future	Total
64323	MIAMI CITY BALLET ACCESS CONTROL	-	-	50,000	-	-	-	-	50,000
64421	MBPD CUBAN MONUMENT RESTORATION	26,545	-	-	-	-	-	-	26,545
64423	MIAMI CITY BALLET UV LIGHT RETROFIT	-	-	33,000	-	-	-	-	33,000
64521	10TH ST AUDITORIUM HEAT PUMP RENEWAL	191,900	-	-	-	-	-	-	191,900
64523	MIAMI CITY BALLET BOARD ROOM CARPET	-	-	88,000	-	-	-	-	88,000
64621	CITYWIDE PK LANDSCAPING IMPROVEMENT	200,000	-	-	-	-	-	-	200,000
64623	BASS MUSEUM GALLERY FLOOR RENOVATION	-	-	226,000	-	-	-	-	226,000
64723	10TH STREET AUDITORIUM SECURITY ENHANCEMENT	-	-	34,000	-	-	-	-	34,000
64823	BASS MUSEUM TRANQUILITY FOUNTAIN	-	-	46,000	-	-	-	-	46,000
64918	SMART LIGHTING MASTER PLAN	664,012	-	400,000	200,000	200,000	-	-	1,464,012
65220	MIAMI CITY BALLET STUDIO FLOORING	140,000	39,000	-	-	-	-	-	179,000
65222	MDPL MUSEUM MASTERPLAN	-	175,000	-	-	-	-	-	175,000
65422	WATERWAY MARKERS & SIGNS	-	263,000	-	-	-	-	-	263,000
65522	BASS MUSEUM 40 YEAR RECERTIFICATION	-	100,000	-	-	-	-	-	100,000
65721	MXE LAND USE/MOBILITY/ECONOMIC DEVELOPMENT STUDY	190,000	(190,000)	-	-	-	-	-	-
65821	FILLMORE ESCALATOR REPAIRS	74,694	-	-	-	-	-	-	74,694
66021	SOUTH POINTE PARK RESTROOMS RENOVATION	20,000	-	-	-	-	-	-	20,000
66022	SOUTH POINTE PARK SPLASH PAD	-	-	249,000	-	-	-	-	249,000
66420	DADE BOULEVARD PEDESTRIAN PATHWAY	225,000	-	-	-	-	-	-	225,000
66520	SOUTH BEACH ROW LANDSCAPE	280,000	-	300,000	100,000	-	-	-	680,000
66720	COLONY THEATER-SOUND AND VIDEO	-	-	107,000	-	-	-	-	107,000
66920	S. P. PARK-FISHING PIER RAILING REP	-	198,000	-	-	-	-	-	198,000
67120	SOUNDSCAPE PARK IMPROVEMENTS	28,000	-	-	-	-	-	-	28,000
67360	BASS MUSEUM EMERGENCY GENERATOR	133,900	-	-	-	-	-	-	133,900
68820	BEACH RESTROOMS EXHAUST SYSTEMS	19,000	-	-	-	-	-	-	19,000
69620	S. BOWL SIGNAGE/ PAINTING/ LIGHTING	150,000	-	-	-	-	-	-	150,000
Fund Total:		12,205,023	854,000	3,341,000	300,000	200,000	-	-	16,900,023
306 MB QUALITY OF LIFE RESO.TX 1%									
20108	MIAMI B. GOLF COURSE PRACTICE TEE	124,000	-	-	-	-	-	-	124,000
20110	28TH STREET OBELISK STABILIZATION	250,000	-	-	-	-	-	-	250,000
20123	INDIAN BCH PK PLAYGROUND EXPANSION	792,000	-	-	-	-	-	-	792,000
20321	BEACHVIEW PK PLAYGROUND REPLACEMENT	-	-	-	505,000	-	-	-	505,000

MIAMI BEACH

CITY OF MIAMI BEACH FY 2022 - 2026 CAPITAL IMPROVEMENT PLAN BY FUNDING SUMMARY

PROJECT	PROJECT NAME	Previous Years	FY 2022	FY 2023	FY 2024	FY 2025	FY 2026	Future	Total
20330	MIDDLE BEACH REC CORRIDOR PH II	1,425,000	-	-	-	-	-	-	1,425,000
20521	JULIA TUTTLE ENTRANCE SIGN	-	-	275,000	-	-	-	-	275,000
20820	MB GOLF COURSE STORAGE TANK	97,909	-	-	-	-	-	-	97,909
21019	SHORT-TERM 41ST ST RECOMMENDATIONS	100,000	-	-	-	-	-	-	100,000
21120	MIAMI BEACH GOLF CLUBHOUSE ROOF	257,000	-	-	-	-	-	-	257,000
21420	MB GOLF COURSE IRRIGATION PUMP	100,000	-	-	-	-	-	-	100,000
21620	SECURITY CAMERAS ON BEACHWALK 23-46	903,000	-	-	-	-	-	-	903,000
26270	BAYSHORE PARK (PAR 3)	1,990,000	400,000	-	-	-	-	-	2,390,000
27800	STREET LIGHTING IMPROVEMENTS	493,600	-	-	-	-	-	-	493,600
28070	MIDDLE BEACH REC. CORRIDOR PH III	2,675,000	-	-	-	-	-	-	2,675,000
28550	LIFEGUARD STAND REPLACEMENTS	540,000	-	-	-	-	-	-	540,000
28850	MAURICE GIBB PARK REDESIGN	1,973,482	-	-	-	-	-	-	1,973,482
29600	MUSS PARK FACILITY	2,450,000	-	-	-	-	-	-	2,450,000
29810	ALLEYWAY RESTORATION PH III	60,000	-	-	-	-	-	-	60,000
60077	FIRE STATION 2 ALARM SYSTEM	10,000	-	-	-	-	-	-	10,000
60121	BEACHVIEW FITNESS COURSE REPLACEMENT	-	-	146,000	-	-	-	-	146,000
60824	MB GOLF CLUBHOUSE CARPET REPLACEMENT	-	-	-	42,000	-	-	-	42,000
61419	BEACHFRONT RESTROOMS-RENOVATIONS	26,000	-	-	-	-	-	-	26,000
61719	41ST STREET BRIDGES REPAIR	480,000	-	-	-	-	-	-	480,000
61819	BEACHWALK DRAINAGE - 24 ST TO 46 ST	100,000	-	-	-	-	-	-	100,000
61822	MB GOLF CLUB DRIVING RANGE NETTING	-	114,000	-	-	-	-	-	114,000
61919	41ST STREET FOUNTAIN RESTORATION	82,000	-	-	-	-	-	-	82,000
61922	MB GOLF CLUBHOUSE PAINTING	-	-	70,000	-	-	-	-	70,000
62019	MIDDLE BEACH ROW LANDSCAPE	82,000	100,000	50,000	50,000	-	-	-	282,000
62023	MB GOLF CLUB KITCHEN FLOOR REPLACEMENT	-	43,000	-	-	-	-	-	43,000
62117	FIRE STATION #2 TRAINING TOWER	80,091	-	-	-	-	-	-	80,091
62423	SECURITY CAMERA BEACHWALK - MID BCH	-	-	890,000	890,000	-	-	-	1,780,000
62523	ARTISTIC BOLLARDS	-	-	250,000	-	-	-	-	250,000
63622	MB GOLF CLUB REEL GRINDERS REPLACEMENT	-	71,000	-	-	-	-	-	71,000
64119	INDIAN CREEK LANDSCAPE & IRRIGATION	363,500	-	-	-	-	-	-	363,500
64121	FIRE STATION #3 40 YEAR RECERT.	48,700	-	-	-	-	-	-	48,700
64918	SMART LIGHTING MASTER PLAN	200,000	-	400,000	200,000	200,000	-	-	1,000,000
65218	PURDY AVE BOAT RAMP REPAIRS	200,000	-	-	-	-	-	-	200,000



CITY OF MIAMI BEACH
 FY 2022 - 2026 CAPITAL IMPROVEMENT PLAN BY FUNDING SUMMARY

PROJECT	PROJECT NAME	Previous Years	FY 2022	FY 2023	FY 2024	FY 2025	FY 2026	Future	Total
65322	MIAMI BEACH GOLF CLUB LAKE AERATION	-	45,000	-	-	-	-	-	45,000
65422	WATERWAY MARKERS & SIGNS	-	132,000	-	-	-	-	-	132,000
66322	NON-MOTORIZED VESSEL KAYAK LAUNCH	-	70,000	400,000	-	-	-	-	470,000
68820	BEACH RESTROOMS EXHAUST SYSTEMS	9,000	-	-	-	-	-	-	9,000
Fund Total:		15,912,282	975,000	2,481,000	1,687,000	200,000	-	-	21,255,282
307 NB QUAL OF LIFE RESORT TAX 1%									
20023	ALLISON PARK PLAYGROUND REPLACEMENT	-	-	-	-	795,000	-	-	795,000
20421	NORTH SHORE BANDSHELL REAR CANOPY	-	310,000	-	-	-	-	-	310,000
20627	NORTH SHORE BANDSHELL CANOPY	668,000	-	-	-	-	-	-	668,000
20920	NORTH SHORE BANDSHELL REAR SEATING	188,000	-	-	-	-	-	-	188,000
22150	72 ST. COMMUNITY COMPLEX	346,000	-	-	-	-	-	-	346,000
22218	NORTH BEACH YARD	59,263	-	-	-	-	-	-	59,263
22750	ALTOS DEL MAR PARK	1,350,000	-	-	-	-	-	-	1,350,000
25380	BAND SHELL MASTER PLAN	1,133,372	-	-	-	-	-	-	1,133,372
26500	KAYAK LAUNCH DOCKS	644,080	-	-	-	-	-	-	644,080
27800	STREET LIGHTING IMPROVEMENTS	717	-	-	629,000	-	-	-	629,717
27950	NORTH BEACH OCEANSIDE PARK	3,675,000	-	-	-	-	-	-	3,675,000
28550	LIFEGUARD STAND REPLACEMENTS	540,000	-	-	-	-	-	-	540,000
28600	NSPYC EXTERIOR CAFE AND RESTROOMS	1,001,000	-	-	-	-	-	-	1,001,000
28610	RUE VENDOME PUBLIC PLAZA	1,794,000	-	-	-	-	-	-	1,794,000
28630	BONITA DRIVE STREET END IMPROVEMENT	135,000	-	-	-	-	-	-	135,000
29550	CMB SKATEPARK	150,280	-	-	-	-	-	-	150,280
29620	ALLISON PARK REDESIGN	1,432,000	-	-	-	-	-	-	1,432,000
29810	ALLEYWAY RESTORATION PH III	60,000	-	-	-	-	-	-	60,000
60237	COLLINS / HARDING ALLEY RESTORATION	100,000	-	-	-	-	-	-	100,000
60921	N. SHORES GOLF CLUB-CLUBHOUSE ROOF	-	-	184,000	-	-	-	-	184,000
61219	N. SHORE TENNIS FACILITY FENCE	47,000	-	-	-	-	-	-	47,000
61319	N. SHORE BANDSHELL PLUMBING REPAIRS	30,000	-	-	-	-	-	-	30,000
61419	BEACHFRONT RESTROOMS-RENOVATIONS	87,000	-	-	-	-	-	-	87,000
61619	NORTH BEACH ROW LANDSCAPING	157,000	-	300,000	100,000	-	-	-	557,000
62523	ARTISTIC BOLLARDS	-	-	250,000	-	-	-	-	250,000
62623	SECURITY CAMERA BEACHWALK - NORTH BCH	-	-	647,500	647,500	-	-	-	1,295,000
63318	NORMANDY ISLE PARK POOL RENOVATIONS	17,000	358,000	-	-	-	-	-	375,000

MIAMI BEACH

CITY OF MIAMI BEACH FY 2022 - 2026 CAPITAL IMPROVEMENT PLAN BY FUNDING SUMMARY

PROJECT	PROJECT NAME	Previous Years	FY 2022	FY 2023	FY 2024	FY 2025	FY 2026	Future	Total
63522	NORTH SHORE BANDSHELL SIGNAGE REPL.	-	-	97,000	-	-	-	-	97,000
64160	PAINTING & LIGHTING OF BRIDGES	1,585,000	-	-	-	-	-	-	1,585,000
64190	ENTRANCE SIGNS TO NORTH BEACH	58,000	244,000	-	831,679	-	-	-	1,133,679
64722	SHANE ROWING CENTER HVAC UNITS REPLACEMENT	-	61,000	-	-	-	-	-	61,000
64822	SHANE ROWING CENTER DOCK RAMP	-	-	227,000	-	-	-	-	227,000
64918	SMART LIGHTING MASTER PLAN	396,883	-	400,000	200,000	200,000	-	-	1,196,883
64922	NORTH BEACH OCEANSIDE PARK CCTV SEG	-	156,000	-	-	-	-	-	156,000
65921	71ST STREET BUSINESS CORRIDOR LIGHT	69,000	-	-	-	-	-	-	69,000
67140	81ST ST PEDESTRIAN BRIDGE	180,000	-	-	-	-	-	-	180,000
68820	BEACH RESTROOMS EXHAUST SYSTEMS	7,000	-	-	-	-	-	-	7,000
Fund Total:		15,910,595	1,129,000	2,105,500	2,408,179	995,000	-	-	22,548,274
308 RESORT TAX REV. BONDS 2015									
28160	CONVENTION CENTER RENOVATION	216,632,193	-	-	-	-	-	-	216,632,193
Fund Total:		216,632,193	-	-	-	-	-	-	216,632,193
309 RDA SERIES 2015A									
28160	CONVENTION CENTER RENOVATION	268,602,420	-	-	-	-	-	-	268,602,420
28170	CONVENTION CENTER PARK	7,750,000	-	-	-	-	-	-	7,750,000
28180	CONVENTION CENTER - CARL FISHER	3,647,580	-	-	-	-	-	-	3,647,580
29310	CONVENTION CNTR LINCOLN RD CONNECTOR	10,000,000	-	-	-	-	-	-	10,000,000
29320	17TH STREET NORTH IMPROVEMENTS	2,000,000	-	-	-	-	-	-	2,000,000
Fund Total:		292,000,000	-	-	-	-	-	-	292,000,000
320 GENERAL CAPITAL -MDC ILA									
20597	WEST AVENUE PHASE II	7,390,575	-	-	-	-	-	-	7,390,575
21220	INDIAN CREEK STREET DRAINAGE IMP.	352,755	-	-	-	-	-	-	352,755
23000	SUNSET HARBOUR PUMPSTATION UPGRADES	989,081	-	-	-	-	-	-	989,081
Fund Total:		8,732,411	-	-	-	-	-	-	8,732,411
350 PALM ISLAND UNDERGROUND UTILITIES									
23380	PALM & HIBISCUS ISLAND ENHANCEMENT	1,337,096	-	-	-	-	-	-	1,337,096
Fund Total:		1,337,096	-	-	-	-	-	-	1,337,096
351 REALLOC. FUNDS-OTHER CAP. PROJ									
20297	EXPANSION OF CITY WIDE SURVEILLANCE	180,000	-	-	-	-	-	-	180,000
25750	WEST AVE BRIDGE OVER COLLINS CANAL	59,952	-	-	-	-	-	-	59,952
Fund Total:		239,952	-	-	-	-	-	-	239,952



CITY OF MIAMI BEACH
 FY 2022 - 2026 CAPITAL IMPROVEMENT PLAN BY FUNDING SUMMARY

PROJECT	PROJECT NAME	Previous Years	FY 2022	FY 2023	FY 2024	FY 2025	FY 2026	Future	Total
365 CITY CENTER RDA CAP FUND									
23270	CITY CENTER COMMERCIAL DISTRICT BPB	13,539,610	-	-	-	-	-	-	13,539,610
23300	FLAMINGO NEIGHBORHOOD-SOUTH	18,932	-	-	-	-	-	-	18,932
23360	WEST AVE/BAY RD NEIGH.	750,000	-	-	-	-	-	-	750,000
25650	CITYWIDE CURB RAMP INSTALLATION	1,500	-	-	-	-	-	-	1,500
25980	BASS MUSEUM GENERATOR	117,816	-	-	-	-	-	-	117,816
26010	BASS MUSEUM HYDRAULIC ELEVATOR	66,127	-	-	-	-	-	-	66,127
27070	BEACHWALK LIGHTING RETRO	665,625	-	-	-	-	-	-	665,625
27600	SEAWALL-BOTANICAL GARDEN	1,208,662	-	-	-	-	-	-	1,208,662
27780	MIAMI CITY BALLET WINDOWS	126,799	-	-	-	-	-	-	126,799
28010	COLLINS PARK PARKING GARAGE	25,521,271	-	-	-	-	-	-	25,521,271
28160	CONVENTION CENTER RENOVATION	6,914,221	-	-	-	-	-	-	6,914,221
28180	CONVENTION CENTER - CARL FISHER	265,320	-	-	-	-	-	-	265,320
29300	LINCOLN RD LENOX-COLLINS W/SIDE STR	20,000,000	-	-	-	-	-	-	20,000,000
29500	COLLINS CANAL ENHANCEMENT PROJECT	2,999,999	-	-	-	-	-	-	2,999,999
29530	COLLINS PARK ANCILLARY IMPROVEMENTS	4,000,000	-	-	-	-	-	-	4,000,000
29880	LINCOLN RD MALL ADA PEDESTRIAN	87,500	-	-	-	-	-	-	87,500
	Fund Total:	76,283,382	-	-	-	-	-	-	76,283,382
366 PARKS AND REC. BEAUTIF. FUNDS									
20577	BELLE ISLE PARK PLAYGROUND	230,000	-	-	-	-	-	-	230,000
21270	VENETIAN NEIGH.-ISLANDS	23,355	-	-	-	-	-	-	23,355
23000	SUNSET HARBOUR PUMPSTATION UPGRADES	440,800	-	-	-	-	-	-	440,800
28850	MAURICE GIBB PARK REDESIGN	626,542	-	-	-	-	-	-	626,542
61920	MAURICE GIBB SOIL REMEDIATION	196,000	-	-	-	-	-	-	196,000
67420	FLAMINGO PARK POOL PLAYGROUND	65,383	-	-	-	-	-	-	65,383
	Fund Total:	1,582,080	-	-	-	-	-	-	1,582,080
369 GULF BREEZE BOND FUND -OTHER									
64822	SHANE ROWING CENTER DOCK RAMP	-	413,000	-	-	-	-	-	413,000
	Fund Total:	-	413,000	-	-	-	-	-	413,000
370 RCP -1996 15M GO BOND									
20577	BELLE ISLE PARK PLAYGROUND	5,566	-	-	-	-	-	-	5,566
22750	ALTOS DEL MAR PARK	315,849	-	-	-	-	-	-	315,849
23200	FLAMINGO PARK	336,423	-	-	-	-	-	-	336,423

MIAMI BEACH

CITY OF MIAMI BEACH FY 2022 - 2026 CAPITAL IMPROVEMENT PLAN BY FUNDING SUMMARY

PROJECT	PROJECT NAME	Previous Years	FY 2022	FY 2023	FY 2024	FY 2025	FY 2026	Future	Total
67420	FLAMINGO PARK POOL PLAYGROUND	104,175	-	-	-	-	-	-	104,175
Fund Total:		762,013	-	-	-	-	-	-	762,013
373 99 GO BONDS-NEIGHBORHOOD IMPRO									
22050	BAYSHORE NEIGH. BID PACK A	(200)	-	-	-	-	-	-	(200)
23180	BAYSHORE NEIGH. BID PACK D	3,828	-	-	-	-	-	-	3,828
23220	NORTH SHORE NEIGH. IMPROVEMENTS	427,541	-	-	-	-	-	-	427,541
23240	LA GORCE NEIGHBORHOOD IMPROVEMENTS	64,203	-	-	-	-	-	-	64,203
23300	FLAMINGO NEIGHBORHOOD-SOUTH	164,785	-	-	-	-	-	-	164,785
23360	WEST AVE/BAY RD NEIGH.	197,991	-	-	-	-	-	-	197,991
Fund Total:		858,148	-	-	-	-	-	-	858,148
374 GULF BREEZE									
23200	FLAMINGO PARK	137,080	-	-	-	-	-	-	137,080
Fund Total:		137,080	-	-	-	-	-	-	137,080
376 99 GO BONDS - NEIGHBORHOOD IMP									
21270	VENETIAN NEIGH. ISLANDS	2,930,534	-	-	-	-	-	-	2,930,534
22050	BAYSHORE NEIGH. BID PACK A	417,634	-	-	-	-	-	-	417,634
23220	NORTH SHORE NEIGH. IMPROVEMENTS	245,045	-	-	-	-	-	-	245,045
23240	LA GORCE NEIGHBORHOOD IMPROVEMENTS	61	-	-	-	-	-	-	61
23360	WEST AVE/BAY RD NEIGH.	13,527	-	-	-	-	-	-	13,527
23380	PALM & HIBISCUS ISLAND ENHANCEMENT	47,808	-	-	-	-	-	-	47,808
Fund Total:		3,654,609	-	-	-	-	-	-	3,654,609
377 99 GO BONDS - PARKS & BEACHES									
22750	ALTOS DEL MAR PARK	109,643	-	-	-	-	-	-	109,643
23200	FLAMINGO PARK	203,400	-	-	-	-	-	-	203,400
Fund Total:		313,043	-	-	-	-	-	-	313,043
379 SOUTH POINTE RDA									
20587	1ST STREET-ALTON RD TO WASHINGTON	4,669,616	-	-	-	-	-	-	4,669,616
23018	SOUTH POINTE PARK LIGHTING	585,000	-	-	-	-	-	-	585,000
23300	FLAMINGO NEIGHBORHOOD-SOUTH	261,194	-	-	-	-	-	-	261,194
27370	54IN DIAMETER REDUNDANT SEWER FORCE	990,000	-	-	-	-	-	-	990,000
60177	SOUTH BEACH PEDESTRIAN ZONES	650,000	-	-	-	-	-	-	650,000
61117	RESTORATIVE TREE WELL TREATMENT	145,000	-	-	-	-	-	-	145,000
Fund Total:		7,300,810	-	-	-	-	-	-	7,300,810

MIAMI BEACH

CITY OF MIAMI BEACH FY 2022 - 2026 CAPITAL IMPROVEMENT PLAN BY FUNDING SUMMARY

PROJECT	PROJECT NAME	Previous Years	FY 2022	FY 2023	FY 2024	FY 2025	FY 2026	Future	Total
382 2003 G.O. BONDS-FIRE SAFETY									
60057	FIRE STATION 3 EMERGENCY GENERATOR	100,000	-	-	-	-	-	-	100,000
60077	FIRE STATION 2 ALARM SYSTEM	89,000	-	-	-	-	-	-	89,000
67220	FIRE STATION 3 EMERGENCY GENERATOR	66,045	-	-	-	-	-	-	66,045
	Fund Total:	255,045	-	-	-	-	-	-	255,045
383 2003 GO BONDS-PARKS & BEACHES									
20237	FAIRWAY PARK IMPROVEMENTS	116	-	-	-	-	-	-	116
20577	BELLE ISLE PARK PLAYGROUND	46,349	-	-	-	-	-	-	46,349
22750	ALTOS DEL MAR PARK	2,790,357	-	-	-	-	-	-	2,790,357
23200	FLAMINGO PARK	4,648,453	-	-	-	-	-	-	4,648,453
67420	FLAMINGO PARK POOL PLAYGROUND	76,026	-	-	-	-	-	-	76,026
	Fund Total:	7,561,301	-	-	-	-	-	-	7,561,301
384 2003 GO BONDS - NEIGHBORHOODS									
20327	2 WAY CONVERSION 42ND ST. SHERIDAN	510,000	-	-	-	-	-	-	510,000
20597	WEST AVENUE PHASE II	3,010,683	-	-	-	-	-	-	3,010,683
20607	11TH STREET-FLAMINGO NEIGHBORHOOD	1,511,349	-	-	-	-	-	-	1,511,349
21270	VENETIAN NEIGH. ISLANDS	3,669,649	-	-	-	-	-	-	3,669,649
22050	BAYSHORE NEIGH. BID PACK A	3,106,901	-	-	-	-	-	-	3,106,901
23180	BAYSHORE NEIGH. BID PACK D	300,344	-	-	-	-	-	-	300,344
23220	NORTH SHORE NEIGH. IMPROVEMENTS	668,191	-	-	-	-	-	-	668,191
23240	LA GORCE NEIGHBORHOOD IMPROVEMENTS	372,930	-	-	-	-	-	-	372,930
23300	FLAMINGO NEIGHBORHOOD-SOUTH	56,353	-	-	-	-	-	-	56,353
23360	WEST AVE/BAY RD NEIGH.	3,878,208	-	-	-	-	-	-	3,878,208
23380	PALM & HIBISCUS ISLAND ENHANCEMENT	567,822	-	-	-	-	-	-	567,822
25750	WEST AVE BRIDGE OVER COLLINS CANAL	65,738	-	-	-	-	-	-	65,738
28940	BAYSHORE NEIGH. CENTRAL - SOUTH	4,170,522	-	-	-	-	-	-	4,170,522
29500	COLLINS CANAL ENHANCEMENT PROJECT	1,428,192	-	-	-	-	-	-	1,428,192
60257	BAY DRIVE NEIGHBORHOOD GREENWAY	100,000	-	-	-	-	-	-	100,000
	Fund Total:	23,416,882	-	-	-	-	-	-	23,416,882
388 SOUTH POINTE POST RDA CDT									
20330	MIDDLE BEACH REC CORRIDOR PH II	6,888,442	-	-	-	-	-	-	6,888,442
20587	1ST STREET-ALTON RD TO WASHINGTON	-	70,931	-	-	-	-	-	70,931
20597	WEST AVENUE PHASE II	501,093	-	-	-	-	-	-	501,093

MIAMIBEACH

CITY OF MIAMI BEACH FY 2022 - 2026 CAPITAL IMPROVEMENT PLAN BY FUNDING SUMMARY

PROJECT	PROJECT NAME	Previous Years	FY 2022	FY 2023	FY 2024	FY 2025	FY 2026	Future	Total
23200	FLAMINGO PARK	5,562,273	-	-	-	-	-	-	5,562,273
26270	BAYSHORE PARK (PAR 3)	4,558,090	-	-	-	-	-	-	4,558,090
27950	NORTH BEACH OCEANSIDE PARK	1,907,075	-	-	-	-	-	-	1,907,075
66718	BEACH STORAGE AREA ENCLOSURE	170,000	-	-	-	-	-	-	170,000
Fund Total:		19,386,973	70,931	-	-	-	-	-	19,657,904
389 SOUTH POINTE CAPITAL									
20587	1ST STREET-ALTON RD TO WASHINGTON	4,741,799	704,475	-	-	-	-	-	5,446,274
20607	11TH STREET-FLAMINGO NEIGHBORHOOD	552,777	-	-	-	-	-	-	552,777
21220	INDIAN CREEK STREET DRAINAGE IMP.	2,500,368	-	-	-	-	-	-	2,500,368
23000	SUNSET HARBOUR PUMPSTATION UPGRADES	551,300	-	-	-	-	-	-	551,300
23270	CITY CENTER COMMERCIAL DISTRICT BPB	3,381,241	-	-	-	-	-	-	3,381,241
23360	WEST AVE/BAY RD NEIGH.	4,900,000	-	-	-	-	-	-	4,900,000
23618	LENOX COURT & JEFFERSON AVE SEAWALL	300,000	-	-	-	-	-	-	300,000
25650	CITYWIDE CURB RAMP INSTALLATION	10,500	-	-	-	-	-	-	10,500
26340	PENRODS AT 1 OCEAN DR. PARKING LOT	2,798,310	-	-	-	-	-	-	2,798,310
27370	54IN DIAMETER REDUNDANT SEWER FORCE	6,600,000	-	-	-	-	-	-	6,600,000
28550	LIFEGUARD STAND REPLACEMENTS	300,000	-	-	-	-	-	-	300,000
28740	SEAWALL - HOLOCAUST MEMORIAL	100,000	-	-	-	-	-	-	100,000
28780	SEAWALL DADE BLVD - WASHINGTON AVE	1,625,000	-	-	-	-	-	-	1,625,000
28790	CONVENTION CENTER DR TO WASHINGTON	1,800,000	-	-	-	-	-	-	1,800,000
28820	INDIAN BEACH PARK SEAWALL	715,000	-	-	-	-	-	-	715,000
29560	BRITTANY BAY PARK SEAWALL	1,109,000	-	-	-	-	-	-	1,109,000
61117	RESTORATIVE TREE WELL TREATMENT	147,000	-	-	-	-	-	-	147,000
65219	SOUTH POINTE PARK HVAC REPLACEMENT	50,000	-	-	-	-	-	-	50,000
66618	SOUTH POINTE PK-FIRE ALARM RENEWAL	35,000	-	-	-	-	-	-	35,000
Fund Total:		32,217,293	704,475	-	-	-	-	-	32,921,770
390 MIAMI-DADE COUNTY BOND									
23200	FLAMINGO PARK	3,099,000	-	-	-	-	-	-	3,099,000
25380	BAND SHELL MASTER PLAN	1,500,000	-	-	-	-	-	-	1,500,000
Fund Total:		4,599,000	-	-	-	-	-	-	4,599,000
391 2019 GO BONDS - PARKS									
25019	GO#1: 72 ST. COMMUNITY COMPLEX	10,800,000	-	-	-	-	-	-	10,800,000
25119	GO#2: COLLINS PARK	557,287	-	-	-	-	-	-	557,287

MIAMI BEACH

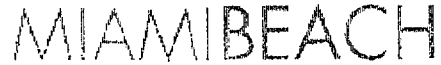
CITY OF MIAMI BEACH FY 2022 - 2026 CAPITAL IMPROVEMENT PLAN BY FUNDING SUMMARY

PROJECT	PROJECT NAME	Previous Years	FY 2022	FY 2023	FY 2024	FY 2025	FY 2026	Future	Total
25219	GO#3: CRESPI PARK	184,921	-	-	-	-	-	-	184,921
25319	GO#4: FAIRWAY PARK	260,000	-	-	-	-	-	-	260,000
25419	GO#5: FLAMINGO PARK & YOUTH CENTER	15,400,000	-	-	-	-	-	-	15,400,000
25719	GO#8: LUMMUS PARK	4,737,000	-	-	-	-	-	-	4,737,000
25819	GO#9: MARJORY STONEMAN DOUGLAS PARK	682,000	-	-	-	-	-	-	682,000
25919	GO#10: MAURICE GIBB PARK	4,500,000	-	-	-	-	-	-	4,500,000
26119	GO#12: NOBE OCEANSIDE PARK BEACHWALK	2,000,000	-	-	-	-	-	-	2,000,000
26219	GO#13: N.SHORE PARK & YOUTH CENTER	3,540,000	-	-	-	-	-	-	3,540,000
26319	GO#15: PAR 3 / BAYSHORE PARK	15,700,000	-	-	-	-	-	-	15,700,000
26419	GO#17: POLO PARK	493,675	-	-	-	-	-	-	493,675
26519	GO#18: SCOTT RAKOW YOUTH CENTER	4,053,045	-	-	-	-	-	-	4,053,045
26619	GO#19: SOUNDSCAPE PARK	4,500,000	-	-	-	-	-	-	4,500,000
26719	GO#23: BAYWALK PEDESTRIAN BRIDGE	10,000,000	-	-	-	-	-	-	10,000,000
26819	GO#24: MIDDLE BEACH BEACHWALK PH3	4,500,000	-	-	-	-	-	-	4,500,000
27119	GO#29: WEST LOTS	1,000,000	-	-	-	-	-	-	1,000,000
27219	GO#30: SKATE PARK	750,000	-	-	-	-	-	-	750,000
28919	GO#26: ROOFS FOR CULTURAL FACILITIES	2,932,631	-	-	-	-	-	-	2,932,631
67819	GO#21: STILLWATER PARK	142,441	-	-	-	-	-	-	142,441
Fund Total:		86,733,000	-	-	-	-	-	-	86,733,000
392 2019 GO BONDS - PUBLIC SAFETY									
22819	GO#57: CAMERAS- ENTERTAINMENT DIST.	1,490,000	-	-	-	-	-	-	1,490,000
23119	GO#49: PUBLIC SAFETY RADIO SYSTEM	9,700,000	-	-	-	-	-	-	9,700,000
28319	GO#45: FIRE STATION #1	4,000,000	-	-	-	-	-	-	4,000,000
28419	GO#46: OCEAN RESCUE NOBE FACILITY	1,000,000	-	-	-	-	-	-	1,000,000
28519	GO#47: LICENSE PLATE READERS	1,950,000	-	-	-	-	-	-	1,950,000
28719	GO#53: SECURITY FOR PUBLIC SPACES	2,000,000	-	-	-	-	-	-	2,000,000
28819	GO#54: MARINE PATROL FACILITY	2,000,000	-	-	-	-	-	-	2,000,000
68519	GO#48: POLICE HQ FACILITY	5,500,000	-	-	-	-	-	-	5,500,000
68819	GO#50: CAMERAS- BUSINESS DIST.	825,000	-	-	-	-	-	-	825,000
68919	GO#52: LED LIGHTING IN PARKS	3,741,000	-	-	-	-	-	-	3,741,000
69019	GO#55: STREET LIGHTING IMPROVEMENTS	3,500,000	-	-	-	-	-	-	3,500,000
69119	GO#56: CAMERAS- BEACHWALK	700,000	-	-	-	-	-	-	700,000
Fund Total:		36,406,000	-	-	-	-	-	-	36,406,000

MIAMI BEACH

CITY OF MIAMI BEACH FY 2022 - 2026 CAPITAL IMPROVEMENT PLAN BY FUNDING SUMMARY

PROJECT	PROJECT NAME	Previous Years	FY 2022	FY 2023	FY 2024	FY 2025	FY 2026	Future	Total
393 2019 GO BONDS- NEIGHBORHOODS									
24619	GO#37: SIDEWALK IMPROVEMENTS	5,200,000	-	-	-	-	-	-	5,200,000
27319	GO#31: OCEAN DRIVE CORRIDOR	2,000,000	-	-	-	-	-	-	2,000,000
27419	GO#32: PALM & HIBISCUS LANDSCAPING	1,000,000	-	-	-	-	-	-	1,000,000
27719	GO#36: WASHINGTON AVE. CORRIDOR	1,000,000	-	-	-	-	-	-	1,000,000
27819	GO#38: STREET PAVEMENT	5,800,000	-	-	-	-	-	-	5,800,000
27919	GO#39: SEAWALLS & SHORELINES	5,000,000	-	-	-	-	-	-	5,000,000
28019	GO#40: 41 ST. CORRIDOR	1,500,000	-	-	-	-	-	-	1,500,000
68219	GO#33: STREET TREE MASTER PLAN	2,500,000	-	-	-	-	-	-	2,500,000
68419	GO#42: TRAFFIC CALMING	1,500,000	-	-	-	-	-	-	1,500,000
68619	GO#43: BIKE LANES & SHARED USE PATH	2,500,000	-	-	-	-	-	-	2,500,000
	Fund Total:	28,000,000	-	-	-	-	-	-	28,000,000
410 BUILDING CAPITAL FUND									
26990	SECOND FL. RENOVATION-BUILDING DEPT	1,240,000	-	-	-	-	-	-	1,240,000
	Fund Total:	1,240,000	-	-	-	-	-	-	1,240,000
418 W&S CAP PROJ FUNDED BY OPER FDS									
20527	FDOT UTILITIES RELOCATION	221,175	285,000	-	-	-	-	-	506,175
20607	11TH STREET-FLAMINGO NEIGHBORHOOD	40,468	-	-	-	-	-	-	40,468
20619	WASTE WATER STATIONS REHABILITATION	-	2,870,733	2,339,267	-	-	-	-	5,210,000
23000	SUNSET HARBOUR PUMPSTATION UPGRADES	1,013,016	-	-	-	-	-	-	1,013,016
23360	WEST AVE/BAY RD NEIGH.	376,706	-	-	-	-	-	-	376,706
27370	54IN DIAMETER REDUNDANT SEWER FORCE	2,370,395	-	-	-	-	-	-	2,370,395
28120	WATER PUMP STATIONS IMPROVEMENTS	1,000,000	2,595,937	2,115,063	-	-	-	-	5,711,000
28220	WASTEWATER MANHOLE REHABILITATION	3,045,000	1,592,000	-	-	-	-	-	4,637,000
28320	SEWER PUMP STATION ODOR CONTROL	850,600	-	-	-	-	-	-	850,600
28420	SWR PUMP STATION # 18 IMPROVEMENTS	1,400,000	-	-	-	-	-	-	1,400,000
28520	WATER & WASTEWATER MAINS AND REHAB	140,889	7,833,710	6,381,290	-	-	-	-	14,355,889
60319	WATER METER REPLACEMENT PROGRAM	9,104,893	-	-	-	-	-	-	9,104,893
60419	DERM & EPA CONSENT DECREE	1,400,000	500,000	2,800,000	2,800,000	2,800,000	2,800,000	-	13,100,000
64923	PW WHS & SHOPS LED LIGHTS RETROFIT	-	-	74,000	-	-	-	-	74,000
65421	VALVE REPLACEMENT PROGRAM	-	1,029,000	-	-	-	-	-	1,029,000
66818	WATER STATION ROOF REPLACEMENT	30,000	-	-	-	-	-	-	30,000
	Fund Total:	20,993,142	16,706,379	13,709,621	2,800,000	2,800,000	2,800,000	-	59,809,142



CITY OF MIAMI BEACH
 FY 2022 - 2026 CAPITAL IMPROVEMENT PLAN BY FUNDING SUMMARY

PROJECT	PROJECT NAME	Previous Years	FY 2022	FY 2023	FY 2024	FY 2025	FY 2026	Future	Total
419 2017 WATER & SEWER BONDS									
20527	FDOT UTILITIES RELOCATION	677,529	-	-	-	-	-	-	677,529
20597	WEST AVENUE PHASE II	18,333,671	-	-	-	-	-	-	18,333,671
20607	11TH STREET-FLAMINGO NEIGHBORHOOD	2,495,457	-	-	-	-	-	-	2,495,457
20619	WASTE WATER STATIONS REHABILITATION	11,103,400	-	-	-	-	-	-	11,103,400
20719	SCADA AND PLC SYSTEMS	3,137,750	-	-	-	-	-	-	3,137,750
21270	VENETIAN NEIGH. -ISLANDS	597,022	-	-	-	-	-	-	597,022
23000	SUNSET HARBOUR PUMPSTATION UPGRADES	539,631	-	-	-	-	-	-	539,631
23220	NORTH SHORE NEIGH. IMPROVEMENTS	138,427	-	-	-	-	-	-	138,427
23240	LA GORCE NEIGHBORHOOD IMPROVEMENTS	297,347	-	-	-	-	-	-	297,347
23360	WEST AVE/BAY RD NEIGH.	110,000	-	-	-	-	-	-	110,000
23380	PALM & HIBISCUS ISLAND ENHANCEMENT	3,963,099	-	-	-	-	-	-	3,963,099
27370	54IN DIAMETER REDUNDANT SEWER FORCE	3,997,327	-	-	-	-	-	-	3,997,327
28120	WATER PUMP STATIONS IMPROVEMENTS	4,595,000	-	-	-	-	-	-	4,595,000
28520	WATER & WASTEWATER MAINS AND REHAB	26,276,820	-	-	-	-	-	-	26,276,820
28940	BAYSHORE NEIGH. CENTRAL - SOUTH	3,616,516	-	-	-	-	-	-	3,616,516
60319	WATER METER REPLACEMENT PROGRAM	7,000,000	-	-	-	-	-	-	7,000,000
65421	VALVE REPLACEMENT PROGRAM	931,635	830,853	-	-	-	-	-	1,762,488
	Fund Total:	87,810,631	830,853	-	-	-	-	-	88,641,484
420 W&S GBL SERIES 2010 2009-27243									
20527	FDOT UTILITIES RELOCATION	178,825	-	-	-	-	-	-	178,825
21270	VENETIAN NEIGH. -ISLANDS	2,766,100	-	-	-	-	-	-	2,766,100
22050	BAYSHORE NEIGH. BID PACK A	3,895,513	-	-	-	-	-	-	3,895,513
23000	SUNSET HARBOUR PUMPSTATION UPGRADES	2,500,062	-	-	-	-	-	-	2,500,062
23180	BAYSHORE NEIGH. BID PACK D	2,850,793	-	-	-	-	-	-	2,850,793
23220	NORTH SHORE NEIGH. IMPROVEMENTS	2,368,323	-	-	-	-	-	-	2,368,323
23360	WEST AVE/BAY RD NEIGH.	1,632,360	-	-	-	-	-	-	1,632,360
23380	PALM & HIBISCUS ISLAND ENHANCEMENT	2,547,712	-	-	-	-	-	-	2,547,712
27370	54IN DIAMETER REDUNDANT SEWER FORCE	566	-	-	-	-	-	-	566
	Fund Total:	18,740,254	-	-	-	-	-	-	18,740,254

MIAMI BEACH

CITY OF MIAMI BEACH FY 2022 - 2026 CAPITAL IMPROVEMENT PLAN BY FUNDING SUMMARY

PROJECT	PROJECT NAME	Previous Years	FY 2022	FY 2023	FY 2024	FY 2025	FY 2026	Future	Total
422 WATER AND SEWER IMPACT FEES									
20527	FDOT UTILITIES RELOCATION	-	1,215,000	-	-	-	-	-	1,215,000
23180	BAYSHORE NEIGH. BID PACK D	97,000	-	-	-	-	-	-	97,000
Fund Total:		97,000	1,215,000	-	-	-	-	-	1,312,000
423 GULF BREEZE 2006									
21270	VENETIAN NEIGH. ISLANDS	1,134,463	-	-	-	-	-	-	1,134,463
22050	BAYSHORE NEIGH. BID PACK A	765,052	-	-	-	-	-	-	765,052
23240	LA GORCE NEIGHBORHOOD IMPROVEMENTS	56,000	-	-	-	-	-	-	56,000
23380	PALM & HIBISCUS ISLAND ENHANCEMENT	2,828,927	-	-	-	-	-	-	2,828,927
28940	BAYSHORE NEIGH. CENTRAL - SOUTH	106,792	-	-	-	-	-	-	106,792
Fund Total:		4,891,234	-	-	-	-	-	-	4,891,234
424 WATER & SEWER BONDS 2000S									
21270	VENETIAN NEIGH. ISLANDS	3,659,741	-	-	-	-	-	-	3,659,741
22050	BAYSHORE NEIGH. BID PACK A	2,893,609	-	-	-	-	-	-	2,893,609
23180	BAYSHORE NEIGH. BID PACK D	777,897	-	-	-	-	-	-	777,897
23220	NORTH SHORE NEIGH. IMPROVEMENTS	2,024,350	-	-	-	-	-	-	2,024,350
23240	LA GORCE NEIGHBORHOOD IMPROVEMENTS	524,662	-	-	-	-	-	-	524,662
23300	FLAMINGO NEIGHBORHOOD-SOUTH	1,211,126	-	-	-	-	-	-	1,211,126
23360	WEST AVE/BAY RD NEIGH.	1,063,111	-	-	-	-	-	-	1,063,111
23380	PALM & HIBISCUS ISLAND ENHANCEMENT	1,222,509	-	-	-	-	-	-	1,222,509
27370	54IN DIAMETER REDUNDANT SEWER FORCE	78,434	-	-	-	-	-	-	78,434
28940	BAYSHORE NEIGH. CENTRAL - SOUTH	1,715	-	-	-	-	-	-	1,715
Fund Total:		13,457,154	-	-	-	-	-	-	13,457,154
425 WATER AND SEWER ENTERPRISE FUN									
21270	VENETIAN NEIGH. ISLANDS	1,529,777	-	-	-	-	-	-	1,529,777
22050	BAYSHORE NEIGH. BID PACK A	50,770	-	-	-	-	-	-	50,770
23180	BAYSHORE NEIGH. BID PACK D	358,785	-	-	-	-	-	-	358,785
23360	WEST AVE/BAY RD NEIGH.	106,783	-	-	-	-	-	-	106,783
23380	PALM & HIBISCUS ISLAND ENHANCEMENT	503,278	-	-	-	-	-	-	503,278
28940	BAYSHORE NEIGH. CENTRAL - SOUTH	309,433	-	-	-	-	-	-	309,433
64220	PUBLIC WORKS FACILITY EXTERIOR	84,914	-	-	-	-	-	-	84,914
69220	PUBLIC WORKS FACILITY GENERATOR	130,209	-	-	-	-	-	-	130,209
Fund Total:		3,073,949	-	-	-	-	-	-	3,073,949



CITY OF MIAMI BEACH
 FY 2022 - 2026 CAPITAL IMPROVEMENT PLAN BY FUNDING SUMMARY

PROJECT	PROJECT NAME	Previous Years	FY 2022	FY 2023	FY 2024	FY 2025	FY 2026	Future	Total
427 STORMWATER ENTERPRISE FUND									
21270	VENETIAN NEIGH. ISLANDS	2,600,270	-	-	-	-	-	-	2,600,270
23000	SUNSET HARBOUR PUMPSTATION UPGRADES	1,974,840	-	-	-	-	-	-	1,974,840
23380	PALM & HIBISCUS ISLAND ENHANCEMENT	449,272	-	-	-	-	-	-	449,272
27170	SEAWALL-BISCAYNE BAY ST END PH. II	1,508,344	-	-	-	-	-	-	1,508,344
28940	BAYSHORE NEIGH. CENTRAL - SOUTH	75,486	-	-	-	-	-	-	75,486
69220	PUBLIC WORKS FACILITY GENERATOR	65,105	-	-	-	-	-	-	65,105
	Fund Total:	6,673,317	-	-	-	-	-	-	6,673,317
428 STORMWATER BONDS 20005									
21270	VENETIAN NEIGH. ISLANDS	4,353,561	-	-	-	-	-	-	4,353,561
22050	BAYSHORE NEIGH. BID PACK A	1,549,281	-	-	-	-	-	-	1,549,281
23180	BAYSHORE NEIGH. BID PACK D	119,601	-	-	-	-	-	-	119,601
23240	LA GORCE NEIGHBORHOOD IMPROVEMENTS	730,899	-	-	-	-	-	-	730,899
23270	CITY CENTER COMMERCIAL DISTRICT BPB	(28,330)	-	-	-	-	-	-	(28,330)
23300	FLAMINGO NEIGHBORHOOD-SOUTH	3,375,123	-	-	-	-	-	-	3,375,123
23360	WEST AVE/BAY RD NEIGH.	1,260,981	-	-	-	-	-	-	1,260,981
23380	PALM & HIBISCUS ISLAND ENHANCEMENT	427,465	-	-	-	-	-	-	427,465
	Fund Total:	11,788,581	-	-	-	-	-	-	11,788,581
429 2017 STORMWATER BONDS									
20587	1ST STREET-ALTON RD TO WASHINGTON	17,459,326	-	-	-	-	-	-	17,459,326
20597	WEST AVENUE PHASE II	57,041,515	-	-	-	-	-	-	57,041,515
20607	11TH STREET-FLAMINGO NEIGHBORHOOD	1,942,680	-	-	-	-	-	-	1,942,680
20719	SCADA AND PLC SYSTEMS	4,100,250	-	-	-	-	-	-	4,100,250
21220	INDIAN CREEK STREET DRAINAGE IMP.	5,267,542	-	-	-	-	-	-	5,267,542
23000	SUNSET HARBOUR PUMPSTATION UPGRADES	3,750,973	-	-	-	-	-	-	3,750,973
23180	BAYSHORE NEIGH. BID PACK D	2,343,000	-	-	-	-	-	-	2,343,000
23270	CITY CENTER COMMERCIAL DISTRICT BPB	2,300,000	-	-	-	-	-	-	2,300,000
23360	WEST AVE/BAY RD NEIGH.	515,356	-	-	-	-	-	-	515,356
23380	PALM & HIBISCUS ISLAND ENHANCEMENT	5,699,315	-	-	-	-	-	-	5,699,315
25750	WEST AVE BRIDGE OVER COLLINS CANAL	283,380	-	-	-	-	-	-	283,380
28920	BIOSWALE PILOT PROJECT	850,000	-	-	-	-	-	-	850,000
28940	BAYSHORE NEIGH. CENTRAL - SOUTH	1,065,000	-	-	-	-	-	-	1,065,000
	Fund Total:	102,618,337	-	-	-	-	-	-	102,618,337



CITY OF MIAMI BEACH
 FY 2022 - 2026 CAPITAL IMPROVEMENT PLAN BY FUNDING SUMMARY

PROJECT	PROJECT NAME	Previous Years	FY 2022	FY 2023	FY 2024	FY 2025	FY 2026	Future	Total
431 2011 STORMWATER BOND2011-27782									
21270	VENETIAN NEIGH. ISLANDS	2,592,490	-	-	-	-	-	-	2,592,490
22050	BAYSHORE NEIGH. BID PACK A	10,632,774	-	-	-	-	-	-	10,632,774
23000	SUNSET HARBOUR PUMPSTATION UPGRADES	3,552,816	-	-	-	-	-	-	3,552,816
23180	BAYSHORE NEIGH. BID PACK D	2,606,560	-	-	-	-	-	-	2,606,560
23240	LA GORCE NEIGHBORHOOD IMPROVEMENTS	2,039	-	-	-	-	-	-	2,039
23270	CITY CENTER COMMERCIAL DISTRICT BPB	132,000	-	-	-	-	-	-	132,000
23300	FLAMINGO NEIGHBORHOOD-SOUTH	205,800	-	-	-	-	-	-	205,800
23360	WEST AVE/BAY RD NEIGH.	5,854,876	-	-	-	-	-	-	5,854,876
23380	PALM & HIBISCUS ISLAND ENHANCEMENT	1,535,601	-	-	-	-	-	-	1,535,601
28940	BAYSHORE NEIGH. CENTRAL - SOUTH	104,420	-	-	-	-	-	-	104,420
	Fund Total:	27,219,376	-	-	-	-	-	-	27,219,376
432 STORMWATER BONDS 2015									
21270	VENETIAN NEIGH. ISLANDS	20,516,285	-	-	-	-	-	-	20,516,285
22050	BAYSHORE NEIGH. BID PACK A	590,216	-	-	-	-	-	-	590,216
23000	SUNSET HARBOUR PUMPSTATION UPGRADES	12,962,851	-	-	-	-	-	-	12,962,851
23180	BAYSHORE NEIGH. BID PACK D	4,177,000	-	-	-	-	-	-	4,177,000
23270	CITY CENTER COMMERCIAL DISTRICT BPB	5,856,402	-	-	-	-	-	-	5,856,402
23360	WEST AVE/BAY RD NEIGH.	4,433,928	-	-	-	-	-	-	4,433,928
23380	PALM & HIBISCUS ISLAND ENHANCEMENT	22,578,586	-	-	-	-	-	-	22,578,586
27370	54IN DIAMETER REDUNDANT SEWER FORCE	3,607,765	-	-	-	-	-	-	3,607,765
28940	BAYSHORE NEIGH. CENTRAL - SOUTH	11,686,706	-	-	-	-	-	-	11,686,706
	Fund Total:	86,409,739	-	-	-	-	-	-	86,409,739
433 STORMWATER PROJECTS - MDC ILA									
20422	FLAMINGO NEIGHBORHOOD	300,000	-	-	-	-	-	-	300,000
20597	WEST AVENUE PHASE II	1,787,000	-	-	-	-	-	-	1,787,000
21220	INDIAN CREEK STREET DRAINAGE IMP.	8,957,255	-	-	-	-	-	-	8,957,255
23180	BAYSHORE NEIGH. BID PACK D	1,200,000	-	-	-	-	-	-	1,200,000
23220	NORTH SHORE NEIGH. IMPROVEMENTS	450,000	-	-	-	-	-	-	450,000
23380	PALM & HIBISCUS ISLAND ENHANCEMENT	2,690,176	-	-	-	-	-	-	2,690,176
24020	ORCHARD PARK	250,000	-	-	-	-	-	-	250,000
28300	SHANE WATERSPORT SEAWALL	650,000	-	-	-	-	-	-	650,000

MIAMI BEACH

CITY OF MIAMI BEACH FY 2022 - 2026 CAPITAL IMPROVEMENT PLAN BY FUNDING SUMMARY

PROJECT	PROJECT NAME	Previous Years	FY 2022	FY 2023	FY 2024	FY 2025	FY 2026	Future	Total
29020	CITYWIDE SEAWALL REHAB	10,000,000	-	-	-	-	-	-	10,000,000
Fund Total:		26,284,431	-	-	-	-	-	-	26,284,431
434 STORMWATER CAPITAL NOT BONDS									
21220	INDIAN CREEK STREET DRAINAGE IMP.	232,458	-	-	-	-	-	-	232,458
21720	DRAINAGE SYSTEM WATER QUALITY PILOT	500,000	-	-	-	-	-	-	500,000
23270	CITY CENTER COMMERCIAL DISTRICT BPB	628,603	-	-	-	-	-	-	628,603
23360	WEST AVE/BAY RD NEIGH.	401,046	-	-	-	-	-	-	401,046
29820	STORM WATER OUTFALLS	2,000,000	-	-	-	-	-	-	2,000,000
Fund Total:		3,762,107	-	-	-	-	-	-	3,762,107
435 SANITATION ENTERPRISE FUND									
21920	RECONFIGURATION OF SANITATION AREA	330,000	-	-	-	-	-	-	330,000
63718	SANITATION INTERIOR REPLACEMENT	190,000	-	-	-	-	-	-	190,000
64318	BAYSHORE GREEN WASTE FACILITY	750,000	-	-	-	-	-	-	750,000
69470	FLEET/SANITATION FIRE ALARM SYSTEM	42,900	-	-	-	-	-	-	42,900
Fund Total:		1,312,900	-	-	-	-	-	-	1,312,900
439 MIAMI-DADE COUNTY BOND-MBCC									
28160	CONVENTION CENTER RENOVATION	54,426,432	-	-	-	-	-	-	54,426,432
Fund Total:		54,426,432	-	-	-	-	-	-	54,426,432
440 CONVENTION CENTER OPERATIONS									
21618	CONVENTION CENTER GARAGE EQUIPMENT	121,000	-	-	-	-	-	-	121,000
28160	CONVENTION CENTER RENOVATION	1,557,174	-	-	-	-	-	-	1,557,174
28170	CONVENTION CENTER PARK	1,712,000	-	-	-	-	-	-	1,712,000
Fund Total:		3,390,174	-	-	-	-	-	-	3,390,174
441 CONVENTION DEVELOPMENT TAX\$3.5M									
28160	CONVENTION CENTER RENOVATION	19,921	-	-	-	-	-	-	19,921
Fund Total:		19,921	-	-	-	-	-	-	19,921
442 CONVENTION DEVELOPMENT TAX\$1.5M									
28160	CONVENTION CENTER RENOVATION	2,457,531	-	-	-	-	-	-	2,457,531
Fund Total:		2,457,531	-	-	-	-	-	-	2,457,531
443 CONV CTR RENEWAL AND REPLACEMENT									
65022	CONV.CTR. RUBBER WALLS REPLACEMENT	-	184,000	-	-	-	-	-	184,000
65023	CONV.CTR. EXHIBIT HALLS FIRE STROBE	-	-	300,000	-	-	-	-	300,000
65122	CONV.CTR. ADDITIONAL SECURITY CAMERAS	-	250,000	-	-	-	-	-	250,000

MIAMI BEACH

CITY OF MIAMI BEACH FY 2022 - 2026 CAPITAL IMPROVEMENT PLAN BY FUNDING SUMMARY

PROJECT	PROJECT NAME	Previous Years	FY 2022	FY 2023	FY 2024	FY 2025	FY 2026	Future	Total
65123	CONV.CTR. VIBRATION ISOLATORS	-	-	100,000	-	-	-	-	100,000
65223	CONVENTION CTR. EXHIBIT HALL LIGHTS	-	-	60,000	-	-	-	-	60,000
67322	PARKING DECK CRACKS REPAIR	-	280,000	-	-	-	-	-	280,000
67422	EAST CHILLED WATER PIPING INSULATION	-	35,000	-	-	-	-	-	35,000
67522	CANAL PARK LANDSCAPING REPLACEMENT	-	40,000	-	-	-	-	-	40,000
67622	TERRAZZO FLOOR SCRUBBERS	-	40,000	-	-	-	-	-	40,000
67722	ENERGY CONSUMPTION MANAGEMENT INTEGRATION SYSTEM	-	35,000	-	-	-	-	-	35,000
67822	CHILLER LINES FLUSHING	-	25,000	-	-	-	-	-	25,000
Fund Total:		-	889,000	460,000	-	-	-	-	1,349,000
463 RDA- GARAGE FUND									
20022	16TH ST. GARAGE JOINT REPLACEMENT	-	200,000	-	-	-	-	-	200,000
20200	TRANSPORTATION CAPITAL INITIATIVE	7,000,000	-	-	-	-	-	-	7,000,000
21124	16TH ST GARAGE-EXTERIOR RENEWAL	-	-	-	400,000	-	-	-	400,000
28010	COLLINS PARK PARKING GARAGE	2,069,000	-	-	-	-	-	-	2,069,000
60023	16TH ST GARAGE-PLUMBING SYSTEM UPDATE	-	-	75,000	-	-	-	-	75,000
60190	ANCHOR GARAGE ELEVATOR REPLACEMENT	357,995	-	-	-	-	-	-	357,995
60324	16TH STREET GARAGE-GENERATOR	-	-	-	250,000	-	-	-	250,000
61718	16TH STREET GARAGE FIRE SPRINKLER	1,444,000	-	-	-	-	-	-	1,444,000
61818	16TH STREET GARAGE STAIRWAYS	101,200	-	-	-	-	-	-	101,200
61918	16TH STREET GARAGE ROOF AND DECK	1,808,000	-	-	-	-	-	-	1,808,000
62422	16TH STREET GARAGE HVAC RENEWAL	-	34,000	-	-	-	-	-	34,000
62721	16TH STREET GARAGE-OFFICE/RESTROOM	-	30,000	-	-	-	-	-	30,000
62821	16TH STREET GARAGE-ROOF TOP RENEWAL	-	34,000	-	-	-	-	-	34,000
65019	16TH STREET GARAGE (ANCHOR) - PAINT	100,000	-	-	-	-	-	-	100,000
65521	16TH STREET CANVAS AWNING RENEWAL	56,560	-	-	-	-	-	-	56,560
66918	ANCHOR GAR.-FIRE ALARM REPLACEMENT	221,000	-	-	-	-	-	-	221,000
67018	ANCHOR GARAGE-STAIRWELL DOORS	27,000	-	-	-	-	-	-	27,000
67118	ANCHOR - INTERIOR FLOOR DRAINAGE	30,000	-	-	-	-	-	-	30,000
67922	16TH STREET GARAGE-EXTERIOR PAINT RENEWAL & WATERPROOFING	-	550,000	-	-	-	-	-	550,000
Fund Total:		13,214,755	848,000	75,000	650,000	-	-	-	14,787,755



CITY OF MIAMI BEACH
 FY 2022 - 2026 CAPITAL IMPROVEMENT PLAN BY FUNDING SUMMARY

PROJECT	PROJECT NAME	Previous Years	FY 2022	FY 2023	FY 2024	FY 2025	FY 2026	Future	Total
465 RDA-ANCHOR SHOPS FUND									
20200	TRANSPORTATION CAPITAL INITIATIVE	6,000,000	-	-	-	-	-	-	6,000,000
	Fund Total:	6,000,000	-	-	-	-	-	-	6,000,000
467 PENN GARAGE FUND									
20025	PENN GARAGE-ELEVATOR RENEWAL	-	218,000	-	-	500,000	-	-	718,000
26100	GARAGE SECURITY CAMERA SYSTEM	20,000	-	-	-	-	-	-	20,000
60025	PENN GARAGE-ROOFTOP-STAIRS ELEVATOR	-	-	-	-	40,000	-	-	40,000
60424	PENN GARAGE-GENERATOR RENEWAL	-	-	-	200,000	-	-	-	200,000
60524	PENN GARAGE-PLUMBING SYSTEM UPDATE	-	-	-	75,000	-	-	-	75,000
60823	PENN GARAGE-FIRE SPRINKLER RENEWAL	-	-	300,000	-	-	-	-	300,000
60923	PENN GARAGE-FIRE PUMP REPLACEMENT	-	-	100,000	-	-	-	-	100,000
61023	PENN GARAGE-FIRE ALARM SYSTEM	-	-	35,000	-	-	-	-	35,000
63021	PENN GARAGE-HVAC RENEWAL	-	85,000	-	-	35,000	-	-	120,000
63121	PENN GARAGE-TRAFFIC COATING-RETAIL	-	100,000	-	-	-	-	-	100,000
64319	PENN GARAGE - NEW LIGHTING DISPLAY	135,000	-	-	-	-	-	-	135,000
67218	PENN GARAGE-SEALING OF SUPERSTRUCTURE	25,000	-	-	-	-	-	-	25,000
67318	PENN GARAGE-INT.SURFACE RESTORATION	95,000	-	-	-	-	-	-	95,000
	Fund Total:	275,000	403,000	435,000	275,000	575,000	-	-	1,963,000
480 PARKING OPERATIONS FUND									
25650	CITYWIDE CURB RAMP INSTALLATION	20,000	-	-	-	-	-	-	20,000
26100	GARAGE SECURITY CAMERA SYSTEM	250,000	-	-	-	-	-	-	250,000
26290	17TH ST. PARKING GARAGE MAINTENANCE	100,000	-	-	-	-	-	-	100,000
26340	PENRODS AT 1 OCEAN DR. PARKING LOT	52,137	-	-	-	-	-	-	52,137
27480	SURFACE LOT P48 BASS MUSEUM LOT	220,000	-	-	-	-	-	-	220,000
27830	PARKING GARAGE AT 1262 COLLINS AVE	30,000	-	-	-	-	-	-	30,000
28080	INTELLIGENT TRANSPORT SYSTEM	2,500,000	-	-	-	-	-	-	2,500,000
28710	P14 6TH ST & COLLINS PARKING LOT	38,000	-	-	-	-	-	-	38,000
60130	13TH ST GARAGE FIRE ALARM	46,580	-	-	-	-	-	-	46,580
61660	13TH STREET PARKING GARAGE ELEVATOR	325,300	-	-	-	-	-	-	325,300
61930	17TH STREET PARKING GARAGE ELEVATOR	876,000	-	-	-	-	-	-	876,000
62100	42ND ST. PARKING GARAGE MAINTENANCE	240,000	-	-	-	-	-	-	240,000
62940	CITYWIDE PARKING LOT LIGHTING	200,000	-	-	-	-	-	-	200,000
69370	42ND ST. GARAGE FIRE ALARM SYSTEM	51,087	-	-	-	-	-	-	51,087

MIAMI BEACH

CITY OF MIAMI BEACH FY 2022 - 2026 CAPITAL IMPROVEMENT PLAN BY FUNDING SUMMARY

PROJECT	PROJECT NAME	Previous Years	FY 2022	FY 2023	FY 2024	FY 2025	FY 2026	Future	Total
69380	42ND ST GARAGE ELEVATOR REPLACEMENT	565,145	-	-	-	-	-	-	565,145
Fund Total:		5,514,249	-	-	-	-	-	-	5,514,249
486 2010 PARKING BONDS 2010-27491									
22020	GARAGE-LICENSE PLATE RECOGNITION	463,205	-	-	-	-	-	-	463,205
26100	GARAGE SECURITY CAMERA SYSTEM	1,000,000	-	-	-	-	-	-	1,000,000
26290	17TH ST. PARKING GARAGE MAINTENANCE	135,000	-	-	-	-	-	-	135,000
28710	P14 6TH ST & COLLINS PARKING LOT	303,000	-	-	-	-	-	-	303,000
29580	LOT 9D P86-6976 INDIAN CREEK DRIVE	468,000	-	-	-	-	-	-	468,000
60119	17TH STREET PARKING GARAGE COATING	1,400,000	-	-	-	-	-	-	1,400,000
60120	13TH STREET PARKING GARAGE COATING	800,000	-	-	-	-	-	-	800,000
61217	13TH ST. GARAGE-WINDOW/GLASS BLOCK	35,350	-	-	-	-	-	-	35,350
61623	SUNSET HARBOUR GARAGE-FIRE ALARM	35,000	-	-	-	-	-	-	35,000
61717	42ND ST. GARAGE-50YR CERTIFICATION	312,090	-	-	-	-	-	-	312,090
62418	12TH STREET GARAGE ROOF AND DECK	299,806	-	-	-	-	-	-	299,806
62518	1755 MERIDIAN GARAGE ROOF AND DECK	500,000	-	-	-	-	-	-	500,000
62522	13TH STREET GARAGE NEON RENEWAL	-	67,000	-	-	-	-	-	67,000
63321	13TH STREET GARAGE-40YR CERT.	300,000	-	-	-	-	-	-	300,000
64018	17TH ST GARAGE 40YR RECERTIFICATION	484,833	-	-	-	-	-	-	484,833
65621	42ND STREET GARAGE FALL PROTECTION	151,500	-	-	-	-	-	-	151,500
Fund Total:		6,687,784	67,000	-	-	-	-	-	6,754,784
488 PARKING REV BONDS SERIES 2015									
21618	CONVENTION CENTER GARAGE EQUIPMENT	185,260	-	-	-	-	-	-	185,260
28160	CONVENTION CENTER RENOVATION	64,811,756	-	-	-	-	-	-	64,811,756
Fund Total:		64,997,016	-	-	-	-	-	-	64,997,016
490 PARKING CAPITAL NOT BONDS									
20125	1755 MERIDIAN GARAGE ELEVATOR	-	-	-	-	-	500,000	-	500,000
20225	SUNSET HARBOUR GARAGE ELEVATOR	-	-	-	-	500,000	-	-	500,000
20325	SUNSET HARBOUR GARAGE-ROOFTOP	-	-	-	-	300,000	-	-	300,000
20823	1755 MERIDIAN GARAGE FIRE SPRINKLER	-	-	300,000	-	-	-	-	300,000
20923	SUNSET HARBOUR GARAGE SPRINKLER	-	-	300,000	-	-	-	-	300,000
21224	1755 GARAGE GENERATOR	-	-	-	200,000	-	-	-	200,000
21324	SUNSET HARBOUR GARAGE GENERATOR	-	-	-	200,000	-	-	-	200,000
21618	CONVENTION CENTER GARAGE EQUIPMENT	464,740	-	-	-	-	-	-	464,740

MIAMI BEACH

CITY OF MIAMI BEACH FY 2022 - 2026 CAPITAL IMPROVEMENT PLAN BY FUNDING SUMMARY

PROJECT	PROJECT NAME	Previous Years	FY 2022	FY 2023	FY 2024	FY 2025	FY 2026	Future	Total
21718	BISCAYNE BEACH ADDITIONAL PARKING	250,000	-	-	-	-	-	-	250,000
22020	GARAGE-LICENSE PLATE RECOGNITION	391,795	-	-	-	-	-	-	391,795
22120	12TH ST GARAGE-ELEVATOR REPLACEMENT	174,450	-	-	-	-	-	-	174,450
22122	SUNSET HARBOUR GARAGE SCREENING	-	200,000	-	-	-	-	-	200,000
22150	72 ST. COMMUNITY COMPLEX	10,471,704	-	-	-	-	-	-	10,471,704
22220	17TH ST. GARAGE-ELECTRICAL FEEDER	-	225,000	-	-	-	-	-	225,000
26100	GARAGE SECURITY CAMERA SYSTEM	89,472	-	-	-	-	-	-	89,472
26340	PENRODS AT 1 OCEAN DR. PARKING LOT	103,666	-	-	-	-	-	-	103,666
60125	1755 MERIDIAN GARAGE OFFICE ROOF	-	-	-	-	300,000	-	-	300,000
60225	SUNSET HARBOUR GARAGE INT. FLOOR	-	-	-	-	34,000	-	-	34,000
60317	CITYWIDE PARKING LOTS IMPROVEMENTS	-	150,000	150,000	150,000	150,000	-	-	600,000
60522	12TH ST GARAGE- INT. FLOOR DRAINAGE	-	25,000	-	-	-	-	-	25,000
60622	13TH ST. GARAGE -PARKING SIGN RENEWAL	-	30,000	-	-	-	-	-	30,000
60624	17TH STREET GARAGE-EXTERIOR COATING	-	-	-	300,000	-	-	-	300,000
60722	42 ST GARAGE-STAIRWELL WATERPROOFING	-	50,000	-	-	-	-	-	50,000
60724	42ND STREET GARAGE-FIRE SPRINKLER	-	-	-	40,000	-	-	-	40,000
60822	1755 MERIDIAN GARAGE LED LIGHTING	-	150,000	-	-	-	-	-	150,000
60922	SUNSET HARBOUR GARAGE SEALING	-	75,000	-	-	-	-	-	75,000
61022	SUNSET HARBOUR GARAGE-TRAFFIC COATING	-	-	303,000	-	-	-	-	303,000
61123	12TH ST GARAGE-STAIRWELL DOOR	-	-	32,000	-	-	-	-	32,000
61223	12TH ST. GARAGE-STAIRWELL RAILING	-	-	25,000	-	-	-	-	25,000
61317	13TH ST. GARAGE-STAIRWELL RAILING	-	50,000	-	-	-	-	-	50,000
61323	42ND ST GARAGE-PLUMBING SYSTEM UPDATE	-	-	75,000	-	-	-	-	75,000
61417	17TH ST GARAGE INT. FLOOR DRAINAGE	-	30,000	-	-	-	-	-	30,000
61423	1755 GARAGE FIRE PUMP REPLACEMENT	-	-	100,000	-	-	-	-	100,000
61517	17 ST GARAGE-STORAGE SPACE RENOVATION	-	100,000	-	-	-	-	-	100,000
61523	SUNSET HARBOUR GARAGE FIRE PUMP	-	-	100,000	-	-	-	-	100,000
61617	17TH ST GARAGE-PLUMBING SYSTEM UPDATE	-	-	75,000	-	-	-	-	75,000
61817	42ND ST. GARAGE-STAIRWELL RAILING	-	25,000	-	-	-	-	-	25,000
61917	1755 MERIDIAN GARAGE FLOOR DRAINAGE	-	200,000	-	-	-	-	-	200,000
62017	SUNSET HARBOUR GARAGE LED LIGHTING	-	300,000	-	-	-	-	-	300,000
62100	42ND ST. PARKING GARAGE MAINTENANCE	160,000	-	-	-	-	-	-	160,000
62118	12TH STREET PARKING LIGHTING (LED)	64,000	-	-	-	-	-	-	64,000

MIAMI BEACH

CITY OF MIAMI BEACH FY 2022 - 2026 CAPITAL IMPROVEMENT PLAN BY FUNDING SUMMARY

PROJECT	PROJECT NAME	Previous Years	FY 2022	FY 2023	FY 2024	FY 2025	FY 2026	Future	Total
62218	13TH STREET GARAGE LIGHTING (LED)	86,000	-	-	-	-	-	-	86,000
62223	12TH STREET OVERHEAD GATE RENEWAL	-	-	61,100	-	-	-	-	61,100
62940	CITYWIDE PARKING LOT LIGHTING	250,000	-	-	-	-	-	-	250,000
63221	12TH STREET GARAGE-DOMESTIC WATER	-	79,000	-	-	-	-	-	79,000
64018	17TH ST GARAGE 40YR RECERTIFICATION	270,594	-	-	-	-	-	-	270,594
64419	13TH STREET GARAGE - WATER SYSTEM	33,000	-	-	-	-	-	-	33,000
64519	17TH STREET GARAGE - 1ST FL OFFICE	45,000	-	-	-	-	-	-	45,000
64619	SURFACE LOTS CITYWIDE LANDSCAPING	100,000	-	-	-	-	-	-	100,000
66121	12 ST. PARKING GARAGE FIRE ALARM	50,000	-	-	-	-	-	-	50,000
67418	42ND STREET GARAGE-DISPATCH AREA	100,000	-	-	-	-	-	-	100,000
67518	1755 MERIDIAN AVE OFFICE SECURITY	35,000	-	-	-	-	-	-	35,000
67618	12TH STREET GARAGE-ROOF RENEWAL	64,000	-	-	-	-	-	-	64,000
67818	17 ST GARAGE-GENERATOR REPLACEMENT	120,000	-	-	-	-	-	-	120,000
68018	42ND STREET GARAGE-GENERATOR	96,550	-	-	-	-	-	-	96,550
68022	SKIDATA GARAGE SOFTWARE UPGRADE	-	475,000	-	-	-	-	-	475,000
68118	42ND ST GARAGE- INTERIOR DRAINAGE	34,000	-	-	-	-	-	-	34,000
Fund Total:		13,453,971	2,164,000	1,521,100	890,000	1,284,000	500,000	-	19,813,071
510 FLEET MANAGEMENT FUND									
60326	FY26 VEHICLE/EQUIPMENT REPLACEMENT	-	-	-	-	-	5,107,000	-	5,107,000
60417	FY20 VEHICLE/EQUIPMENT REPLACEMENT	7,468,000	-	-	-	-	-	-	7,468,000
60425	FY25 VEHICLE/EQUIPMENT REPLACEMENT	-	-	-	-	4,938,000	-	-	4,938,000
61122	FY22 VEHICLE/EQUIPMENT REPLACEMENT	-	7,414,000	-	-	-	-	-	7,414,000
61424	FY24 VEHICLE/EQUIPMENT REPLACEMENT	-	-	-	6,806,000	-	-	-	6,806,000
61723	FY23 VEHICLE/EQUIPMENT REPLACEMENT	-	-	8,138,000	-	-	-	-	8,138,000
63421	FY21 VEHICLE/EQUIPMENT REPLACEMENT	9,968,000	-	-	-	-	-	-	9,968,000
63922	FLEET BAYS PLUMBING RENEWAL	-	-	141,000	-	-	-	-	141,000
65119	FY19 VEHICLE/EQUIPMENT REPLACEMENT	3,030,000	-	-	-	-	-	-	3,030,000
65618	FLEET MANAGEMENT STAIRS RESTORATION	-	-	35,000	-	-	-	-	35,000
65718	FLEET MANAGEMENT WAREHOUSE CEILING	-	-	30,000	-	-	-	-	30,000
65918	FLEET MANAGEMENT LED LIGHTING	-	-	75,000	-	-	-	-	75,000
66118	FLEET MANAGEMENT BAYS PAINTING	-	-	120,000	-	-	-	-	120,000
68122	FLEET 40 YEAR RE-CERTIFICATION	-	35,000	-	-	-	-	-	35,000
68222	FLEET ENHANCEMENTS PHASE II UPGRADE	-	150,000	-	-	-	-	-	150,000

MIAMI BEACH

CITY OF MIAMI BEACH FY 2022 - 2026 CAPITAL IMPROVEMENT PLAN BY FUNDING SUMMARY

PROJECT	PROJECT NAME	Previous Years	FY 2022	FY 2023	FY 2024	FY 2025	FY 2026	Future	Total
68322	FLEET SECURITY CAMERAS	-	157,000	-	-	-	-	-	157,000
68422	FLEET WAREHOUSE WATERPROOFING AND ROOF REPAIR	-	145,000	-	-	-	-	-	145,000
68522	FLEET GATE	-	51,000	-	-	-	-	-	51,000
68622	FLEET PARKING LOT RESURFACING	-	71,000	-	-	-	-	-	71,000
69470	FLEET/SANITATION FIRE ALARM SYSTEM	42,900	-	-	-	-	-	-	42,900
Fund Total:		20,508,900	8,023,000	8,539,000	6,806,000	4,938,000	5,107,000	-	53,921,900
520 PROPERTY MANAGEMENT FUND									
21818	PROPERTY MGMT FACILITY GENERATOR	250,000	-	-	-	-	-	-	250,000
Fund Total:		250,000	-	-	-	-	-	-	250,000
550 COMMUNICATIONS FUND									
22018	FIBER COMMUNICATIONS INSTALLATION	292,000	-	-	-	-	-	-	292,000
23119	GO#49: PUBLIC SAFETY RADIO SYSTEM	667,718	-	-	-	-	-	-	667,718
68450	BLDG DEV PROCESS ENT SYSTEM	1,600,000	-	-	-	-	-	-	1,600,000
Fund Total:		2,559,718	-	-	-	-	-	-	2,559,718
552 INFO & COMMUNICATIONS TECH									
61790	MBPD OFF-DUTY EMPLOYMENT SOFTWARE	60,000	-	-	-	-	-	-	60,000
68450	BLDG DEV PROCESS ENT SYSTEM	58,468	-	-	-	-	-	-	58,468
Fund Total:		118,468	-	-	-	-	-	-	118,468
FGO NEIGH FUTURE G.O. BONDS NEIGHBORHOOD									
24619	GO#37: SIDEWALK IMPROVEMENTS	-	-	3,900,000	-	-	-	3,900,000	7,800,000
27319	GO#31: OCEAN DRIVE CORRIDOR	-	-	18,000,000	-	-	-	20,000,000	38,000,000
27519	GO#34: ABOVE GROUND IMPROVEMENTS	-	-	23,000,000	-	-	-	-	23,000,000
27619	GO#35: FLAMINGO PARK NEIGHBORHOOD	-	-	-	-	-	-	20,000,000	20,000,000
27719	GO#36: WASHINGTON AVE. CORRIDOR	-	-	9,000,000	-	-	-	-	9,000,000
27819	GO#38: STREET PAVEMENT	-	-	12,100,000	-	-	-	12,100,000	24,200,000
27919	GO#39: SEAWALLS & SHORELINES	-	-	5,000,000	-	-	-	-	5,000,000
28019	GO#40: 41 ST. CORRIDOR	-	-	13,500,000	-	-	-	-	13,500,000
28119	GO#41: LA GORCE NEIGHBORHOOD	-	-	-	-	-	-	14,000,000	14,000,000
28219	GO#44: NORTH SHORE NEIGHBORHOOD	-	-	-	-	-	-	8,000,000	8,000,000
68219	GO#33: STREET TREE MASTER PLAN	-	-	2,500,000	-	-	-	-	2,500,000
68419	GO#42: TRAFFIC CALMING	-	-	500,000	-	-	-	-	500,000
68619	GO#43: BIKE LANES & SHARED USE PATH	-	-	2,500,000	-	-	-	-	2,500,000
Fund Total:		-	-	90,000,000	-	-	-	78,000,000	168,000,000

MIAMI BEACH

CITY OF MIAMI BEACH FY 2022 - 2026 CAPITAL IMPROVEMENT PLAN BY FUNDING SUMMARY

PROJECT	PROJECT NAME	Previous Years	FY 2022	FY 2023	FY 2024	FY 2025	FY 2026	Future	Total
FGO P.SAFE FUTURE GO BONDS PUBLIC SAFETY									
28319	GO#45: FIRE STATION #1	-	-	6,000,000	-	-	-	-	6,000,000
28419	GO#46: OCEAN RESCUE NOBE FACILITY	-	-	4,000,000	-	-	-	-	4,000,000
28619	GO#51: FIRE STATION #3	-	-	10,000,000	-	-	-	-	10,000,000
28719	GO#53: SECURITY FOR PUBLIC SPACES	-	-	2,350,000	-	-	-	-	2,350,000
28819	GO#54: MARINE PATROL FACILITY	-	-	700,000	-	-	-	-	700,000
68519	GO#48: POLICE HQ FACILITY	-	-	4,500,000	-	-	-	-	4,500,000
68919	GO#52: LED LIGHTING IN PARKS	-	-	759,000	-	-	-	-	759,000
69019	GO#55: STREET LIGHTING IMPROVEMENTS	-	-	6,500,000	-	-	-	-	6,500,000
Fund Total:		-	-	34,809,000	-	-	-	-	34,809,000
FGO PKS FUTURE G.O. BONDS PARKS									
25019	GO#1: 72 ST. COMMUNITY COMPLEX	-	-	43,000,000	-	-	-	-	43,000,000
25419	GO#5: FLAMINGO PARK & YOUTH CENTER	-	-	15,150,000	-	-	-	-	15,150,000
25519	GO#6: FISHER PARK	-	-	105,000	-	-	-	-	105,000
25619	GO#7: LA GORCE PARK	-	-	150,000	-	-	-	-	150,000
26019	GO#11: MUSS PARK	-	-	250,000	-	-	-	-	250,000
26219	GO#13: N.SHORE PARK & YOUTH CENTER	-	-	2,185,000	-	-	-	-	2,185,000
26719	GO#23: BAYWALK PEDESTRIAN BRIDGE	-	-	5,000,000	-	-	-	-	5,000,000
26919	GO#27: LOG CABIN	-	-	1,076,000	-	-	-	-	1,076,000
27019	GO#28: ART DECO MUSEUM	-	-	2,000,000	-	-	-	-	2,000,000
27119	GO#29: WEST LOTS	-	-	4,000,000	-	-	-	-	4,000,000
67519	GO#14: PALM ISLAND PARK	-	-	231,000	-	-	-	-	231,000
67619	GO#16: PINETREE PARK	-	-	700,000	-	-	-	-	700,000
67719	GO#20: SOUTH POINTE PARK	-	-	480,000	-	-	-	-	480,000
67919	GO#22: TATUM PARK	-	-	840,000	-	-	-	-	840,000
68019	GO#25: WATERWAY RESTORATION	-	-	6,000,000	-	-	-	-	6,000,000
Fund Total:		-	-	81,167,000	-	-	-	-	81,167,000
FSW FUTURE STORMWATER									
20124	ALLISON ISLAND NORTH	-	-	-	-	-	-	6,154,321	6,154,321
20224	NORMANDY SHORES	-	-	-	-	-	-	29,147,027	29,147,027
20323	LA GORCE ISLAND	-	-	-	-	-	-	9,104,921	9,104,921
20324	BELLE ISLE	-	-	-	-	-	-	4,550,621	4,550,621
20422	FLAMINGO NEIGHBORHOOD	-	-	-	-	-	-	120,000,000	120,000,000

MIAMI BEACH

CITY OF MIAMI BEACH FY 2022 - 2026 CAPITAL IMPROVEMENT PLAN BY FUNDING SUMMARY

PROJECT	PROJECT NAME	Previous Years	FY 2022	FY 2023	FY 2024	FY 2025	FY 2026	Future	Total
20424	BISCAYNE BEACH	-	-	-	-	-	-	20,445,421	20,445,421
20522	NAUTILUS NEIGHBORHOOD	-	-	-	-	-	-	29,486,421	29,486,421
20524	BISCAYNE POINT	-	-	-	-	-	-	13,266,321	13,266,321
20624	CENTRAL BAYSHORE	-	-	-	-	-	-	7,963,400	7,963,400
20724	INDIAN CREEK PARKWAY	-	-	-	-	-	-	9,217,121	9,217,121
20824	PARK VIEW ISLAND	-	-	-	-	-	-	4,759,121	4,759,121
20922	NORMANDY ISLES DRAINAGE IMPROVEMENT	-	-	-	-	164,000,000	-	-	164,000,000
20924	STAR ISLAND	-	-	-	-	-	-	6,032,621	6,032,621
21122	SUNSET ISLAND 1	-	-	-	-	-	-	5,319,421	5,319,421
21222	SUNSET ISLAND 2	-	-	-	-	-	-	7,446,121	7,446,121
22320	LAKEVIEW NEIGHBORHOOD IMPROVEMENTS	-	-	-	-	-	-	25,600,000	25,600,000
22418	MT. SINAI STORMWATER PUMP STATION	-	-	-	-	-	-	13,227,421	13,227,421
22720	PUBLIC WORKS FACILITY-PUMP STATION	-	-	-	-	-	-	2,300,000	2,300,000
23220	NORTH SHORE NEIGH. IMPROVEMENTS	-	-	-	-	-	-	40,627,421	40,627,421
23240	LA GORCE NEIGHBORHOOD IMPROVEMENTS	-	-	-	-	-	-	40,000,000	40,000,000
23270	CITY CENTER COMMERCIAL DISTRICT BPB	-	-	-	-	-	-	40,227,421	40,227,421
24020	ORCHARD PARK	-	-	-	-	-	-	13,688,421	13,688,421
24120	TOWN CENTER	-	-	45,544,504	-	-	-	-	45,544,504
Fund Total:		-	-	45,544,504	-	164,000,000	-	448,563,542	658,108,046
FWS FUTURE WATER & SEWER									
20422	FLAMINGO NEIGHBORHOOD	-	-	-	-	-	-	94,000,000	94,000,000
20527	FDOT UTILITIES RELOCATION	-	-	-	17,000,000	-	-	-	17,000,000
20922	NORMANDY ISLES DRAINAGE IMPROVEMENT	-	-	-	-	128,000,000	-	-	128,000,000
22320	LAKEVIEW NEIGHBORHOOD IMPROVEMENTS	-	-	-	-	-	-	15,400,000	15,400,000
22418	MT. SINAI STORMWATER PUMP STATION	-	-	-	-	-	-	6,500,000	6,500,000
22720	PUBLIC WORKS FACILITY-PUMP STATION	-	-	-	-	-	-	2,990,000	2,990,000
23220	NORTH SHORE NEIGH. IMPROVEMENTS	-	-	-	-	-	-	19,500,000	19,500,000
23240	LA GORCE NEIGHBORHOOD IMPROVEMENTS	-	-	-	-	-	-	40,000,000	40,000,000
23270	CITY CENTER COMMERCIAL DISTRICT BPB	-	-	-	-	-	-	14,560,000	14,560,000
24120	TOWN CENTER	-	-	42,000,000	-	-	-	-	42,000,000
28220	WASTEWATER MANHOLE REHABILITATION	-	-	1,639,091	1,688,263	-	-	-	3,327,354

MIAMI BEACH

CITY OF MIAMI BEACH FY 2022 - 2026 CAPITAL IMPROVEMENT PLAN BY FUNDING SUMMARY

PROJECT	PROJECT NAME	Previous Years	FY 2022	FY 2023	FY 2024	FY 2025	FY 2026	Future	Total
28520	WATER & WASTEWATER MAINS AND REHAB	-	-	15,441,872	15,268,653	-	-	-	30,710,525
29310	CONVENTION CNTR LINCOLN RD CONNECTOR	-	-	3,400,000	-	-	-	-	3,400,000
Fund Total:		-	-	62,480,963	33,956,916	128,000,000	-	192,950,000	417,387,879
Grand Total:		1,693,228,914	69,838,737	383,111,370	62,470,985	310,332,100	15,362,000	792,053,542	3,326,397,648

MIAMI BEACH

CITY OF MIAMI BEACH FY 2022 - 2026 CAPITAL IMPROVEMENT PLAN BY PROGRAM

PROJECT	PROGRAM	Previous Years	FY 2022	FY 2023	FY 2024	FY 2025	FY 2026	Future	Total
ART IN PUBLIC PLACES									
TOURISM & CULTURAL DEPARTMENT									
20377	AIPP MB CONVENTION	7,530,797	-	-	-	-	-	-	7,530,797
22618	AIPP FIRE STATION 2	95,334	-	-	-	-	-	-	95,334
22718	AIPP FLAMINGO PARK PROJECT	194,000	-	-	-	-	-	-	194,000
22918	AIPP LUMMUS PARK PROJECT	116,000	-	-	-	-	-	-	116,000
65922	TOBIAS REHBERGER OBSTINATE LIGHTHOUSE	-	85,000	-	-	-	-	-	85,000
	TOTAL:	7,936,131	85,000	-	-	-	-	-	8,021,131
BRIDGES									
FACILITIES & FLEET MANAGEMENT									
61719	41ST STREET BRIDGES REPAIR	480,000	-	-	-	-	-	-	480,000
PW ADMINISTRATION									
65519	BRIDGE REPAIRS FY19	60,875	-	-	-	-	-	-	60,875
PW ENGINEERING									
22920	CITYWIDE BRIDGES	925,202	750,000	750,000	800,000	-	-	-	3,225,202
25750	WEST AVE BRIDGE OVER COLLINS CANAL	7,145,127	-	-	-	-	-	-	7,145,127
	TOTAL:	8,070,329	750,000	750,000	800,000	-	-	-	10,370,329
TOURISM & CULTURAL DEPARTMENT									
64160	PAINTING & LIGHTING OF BRIDGES	1,585,000	-	-	-	-	-	-	1,585,000
67140	81ST ST PEDESTRIAN BRIDGE	180,000	-	-	-	-	-	-	180,000
	TOTAL:	1,765,000	-	-	-	-	-	-	1,765,000
	TOTAL:	10,376,204	750,000	750,000	800,000	-	-	-	12,676,204
COMMUNITY CENTERS									
FACILITIES & FLEET MANAGEMENT									
21621	ADAPTIVE FITNESS AND RECREATION CTR	2,500,000	-	-	-	-	-	-	2,500,000
	TOTAL:	2,500,000	-	-	-	-	-	-	2,500,000
CONVENTION CENTER									
CAPITAL IMPROVEMENT PROGRAM									
28170	CONVENTION CENTER PARK	9,462,000	-	-	-	-	-	-	9,462,000
28180	CONVENTION CENTER - CARL FISHER	3,912,900	-	-	-	-	-	-	3,912,900
	TOTAL:	13,374,900	-	-	-	-	-	-	13,374,900
CMO CONVENTION CENTER DISTRICT									
28160	CONVENTION CENTER RENOVATION	615,421,648	-	-	-	-	-	-	615,421,648
PARKING ADMINISTRATION									
21618	CONVENTION CENTER GARAGE EQUIPMENT	771,000	-	-	-	-	-	-	771,000
	TOTAL:	629,567,548	-	-	-	-	-	-	629,567,548

MIAMI BEACH

CITY OF MIAMI BEACH FY 2022 - 2026 CAPITAL IMPROVEMENT PLAN BY PROGRAM

PROJECT	PROGRAM	Previous Years	FY 2022	FY 2023	FY 2024	FY 2025	FY 2026	Future	Total
ENVIRONMENTAL									
CAPITAL IMPROVEMENT PROGRAM									
21018	BAYWALK PHASE 2	386,000	-	-	-	-	-	-	386,000
21119	BAYWALK 10TH TO 12TH STREET	310,000	-	-	-	-	-	-	310,000
28070	MIDDLE BEACH REC. CORRIDOR PH III	2,675,000	-	-	-	-	-	-	2,675,000
61920	MAURICE GIBB SOIL REMEDIATION	1,092,000	-	-	-	-	-	-	1,092,000
		4,463,000	-	-	-	-	-	-	4,463,000
ENVIRONMENT SUSTAINABILITY									
62719	FLEET MGMT FACILITY REMEDIATION	111,000	-	-	-	-	-	-	111,000
62819	LAKE PANCOAST MANGROVE LIVING SHORELINE	30,000	-	1,450,000	-	-	-	-	1,480,000
65822	MIAMI BEACH MOORING FIELD	-	156,000	-	310,000	-	-	-	466,000
68019	GO#25: WATERWAY RESTORATION	-	-	6,000,000	-	-	-	-	6,000,000
69520	WATERWAY RESTORATION	250,000	-	-	-	-	-	-	250,000
		391,000	156,000	7,450,000	310,000	-	-	-	8,307,000
	TOTAL:	4,854,000	156,000	7,450,000	310,000	-	-	-	12,770,000
EQUIPMENT									
BUILDING									
68450	BIDG DEV PROCESS ENT SYSTEM	1,658,468	-	-	-	-	-	-	1,658,468
FACILITIES & FLEET MANAGEMENT									
21818	PROPERTY MGMT FACILITY GENERATOR	350,000	-	-	-	-	-	-	350,000
23118	FIRE STATION 4 SECURITY ENHANCEMENT	50,683	-	-	-	-	-	-	50,683
60007	POLICE STATION NEW GENERATOR	555,000	-	-	-	-	-	-	555,000
60020	FLEET MGMT-GENERATOR TRANSFER SWITCH	100,000	-	-	-	-	-	-	100,000
60057	FIRE STATION 3 EMERGENCY GENERATOR	125,200	-	-	-	-	-	-	125,200
65821	FILLMORE ESCALATOR REPAIRS	162,219	-	-	-	-	-	-	162,219
66720	COLONY THEATER-SOUND AND VIDEO	-	-	107,000	-	-	-	-	107,000
67920	SMART BUILDING AUTOMATION SYSTEM	-	100,000	-	-	-	-	-	100,000
		1,343,102	100,000	107,000	-	-	-	-	1,550,102
FLEET MANAGEMENT									
60417	FY20 VEHICLE/EQUIPMENT REPLACEMENT	7,468,000	-	-	-	-	-	-	7,468,000
60425	FY25 VEHICLE/EQUIPMENT REPLACEMENT	-	-	-	-	4,938,000	-	-	4,938,000
61122	FY22 VEHICLE/EQUIPMENT REPLACEMENT	-	7,414,000	-	-	-	-	-	7,414,000
61424	FY24 VEHICLE/EQUIPMENT REPLACEMENT	-	-	-	6,806,000	-	-	-	6,806,000
61723	FY23 VEHICLE/EQUIPMENT REPLACEMENT	-	-	8,138,000	-	-	-	-	8,138,000
63421	FY21 VEHICLE/EQUIPMENT REPLACEMENT	9,968,000	-	-	-	-	-	-	9,968,000

MIAMI BEACH

CITY OF MIAMI BEACH FY 2022 - 2026 CAPITAL IMPROVEMENT PLAN BY PROGRAM

PROJECT	PROGRAM	Previous Years	FY 2022	FY 2023	FY 2024	FY 2025	FY 2026	Future	Total
65119	FY19 VEHICLE/EQUIPMENT REPLACEMENT	3,030,000	-	-	-	-	-	-	3,030,000
		20,466,000	7,414,000	8,138,000	6,806,000	4,938,000	-	-	47,762,000
IT SUPPORT									
64718	MUNIS / ENERGOV/ ERP PR	683,165	-	-	-	-	-	-	683,165
PARKING ADMINISTRATION									
68022	SKIDATA GARAGE SOFTWARE UPGRADE	-	475,000	-	-	-	-	-	475,000
PARKS AND RECREATION									
62823	SCOTT RAKOW ICE RINK REFRIGERATION	-	-	1,128,000	-	-	-	-	1,128,000
POLICE CHIEF OFFICE									
20297	EXPANSION OF CITY WIDE SURVEILLANCE	180,000	-	-	-	-	-	-	180,000
21620	SECURITY CAMERAS ON BEACHWALK 23-46	903,000	-	-	-	-	-	-	903,000
22118	ENTERTAINMENT DISTRICT CAMERAS	170,000	-	-	-	-	-	-	170,000
22819	GO#57: CAMERAS- ENTERTAINMENT DIST.	1,490,000	-	-	-	-	-	-	1,490,000
28519	GO#47: LICENSE PLATE READERS	1,950,000	-	-	-	-	-	-	1,950,000
61790	MBPD OFF-DUTY EMPLOYMENT SOFTWARE	60,000	-	-	-	-	-	-	60,000
68819	GO#50: CAMERAS- BUSINESS DIST.	825,000	-	-	-	-	-	-	825,000
69119	GO#56: CAMERAS- BEACHWALK	700,000	-	-	-	-	-	-	700,000
		6,278,000	-	-	-	-	-	-	6,278,000
PUBLIC SAFETY COMMUNICATIONS									
23119	GO#49: PUBLIC SAFETY RADIO SYSTEM	10,367,718	-	-	-	-	-	-	10,367,718
	TOTAL:	40,796,453	7,989,000	9,373,000	6,806,000	4,938,000	-	-	69,902,453
GENERAL PUBLIC BUILDINGS									
BUILDING									
26990	SECOND FL. RENOVATION-BUILDING DEPT	1,869,898	-	-	-	-	-	-	1,869,898
CAPITAL IMPROVEMENT PROGRAM									
20627	NORTH SHORE BANDSHELL CANOPY	668,000	-	-	-	-	-	-	668,000
21721	REAL TIME CRIME CENTER BUILDOUT	1,500,000	-	-	-	-	-	-	1,500,000
21821	MBPD HEADQUARTERS RENOVATION	181,937	-	-	-	-	-	-	181,937
22218	NORTH BEACH YARD	59,263	-	-	-	-	-	-	59,263
24530	SUNSET ISLANDS 1&2 GUARDHOUSE	668,225	-	-	-	-	-	-	668,225
28319	GO#45: FIRE STATION #1	4,000,000	-	6,000,000	-	-	-	-	10,000,000
28600	NSPYC EXTERIOR CAFE AND RESTROOMS	1,001,000	400,000	312,000	-	-	-	-	1,713,000
		8,078,425	400,000	6,312,000	-	-	-	-	14,790,425
ENVIRONMENT SUSTAINABILITY									
64318	BAYSHORE GREEN WASTE FACILITY	750,000	-	-	-	-	-	-	750,000

MIAMI BEACH

CITY OF MIAMI BEACH FY 2022 - 2026 CAPITAL IMPROVEMENT PLAN BY PROGRAM

PROJECT	PROGRAM	Previous Years	FY 2022	FY 2023	FY 2024	FY 2025	FY 2026	Future	Total
FACILITIES & FLEET MANAGEMENT									
20721	GREENSPACE FACILITY RENOVATION	-	200,000	443,000	-	-	-	-	643,000
22720	PUBLIC WORKS FACILITY-PUMP STATION	-	-	-	-	-	-	5,290,000	5,290,000
27019	GO#28: ART DECO MUSEUM	-	-	2,000,000	-	-	-	-	2,000,000
65622	SHANE ROWING CENTER ROOF REPLACEMENT	-	61,000	-	-	-	-	-	61,000
66021	SOUTH POINTE PARK RESTROOMS RENOVATION	86,000	-	-	-	-	-	-	86,000
		86,000	261,000	2,443,000	-	-	-	5,290,000	8,080,000
FIRE PREVENTION									
28619	GO#51: FIRE STATION #3	-	-	10,000,000	-	-	-	-	10,000,000
FIRE RESCUE									
28419	GO#46: OCEAN RESCUE NOBE FACILITY	1,000,000	-	4,000,000	-	-	-	-	5,000,000
62919	OUTDOOR TRAINING FACILITY (FIRE)	-	-	-	-	200,000	-	-	200,000
		1,000,000	-	4,000,000	-	200,000	-	-	5,200,000
PARKS AND RECREATION									
20920	NORTH SHORE BANDSHELL REAR SEATING	188,000	-	-	-	-	-	-	188,000
62723	SCOTT RAKOW ICE RINK PERIMETER BOAR	-	-	354,000	-	-	-	-	354,000
		188,000	-	354,000	-	-	-	-	542,000
POLICE CHIEF OFFICE									
28819	GO#54: MARINE PATROL FACILITY	2,000,000	-	700,000	-	-	-	-	2,700,000
TOURISM & CULTURAL DEPARTMENT									
20421	NORTH SHORE BANDSHELL REAR CANOPY	-	310,000	-	-	-	-	-	310,000
	TOTAL:	13,972,323	971,000	23,809,000	-	200,000	-	5,290,000	44,242,323
GOLF COURSES									
CAPITAL IMPROVEMENT PROGRAM									
26270	BAYSHORE PARK (PAR 3)	10,460,190	400,000	-	-	-	-	-	10,860,190
FACILITIES & FLEET MANAGEMENT									
20820	MB GOLF COURSE STORAGE TANK	97,909	-	-	-	-	-	-	97,909
21120	MIAMI BEACH GOLF CLUBHOUSE ROOF	257,000	-	-	-	-	-	-	257,000
60921	N. SHORES GOLF CLUB-CLUBHOUSE ROOF	-	-	184,000	-	-	-	-	184,000
		334,909	-	184,000	-	-	-	-	538,909
PARKS AND RECREATION									
20108	MIAMI B. GOLF COURSE PRACTICE TEE	124,000	-	-	-	-	-	-	124,000
20623	MIAMI BEACH GOLF COURSE RENOVATION	-	-	-	-	-	-	6,000,000	6,000,000
21420	MB GOLF COURSE IRRIGATION PUMP	100,000	-	-	-	-	-	-	100,000
61822	MB GOLF CLUB DRIVING RANGE NETTING	-	114,000	-	-	-	-	-	114,000
61922	MB GOLF CLUBHOUSE PAINTING	-	-	70,000	-	-	-	-	70,000

MIAMI BEACH

CITY OF MIAMI BEACH FY 2022 - 2026 CAPITAL IMPROVEMENT PLAN BY PROGRAM

PROJECT	PROGRAM	Previous Years	FY 2022	FY 2023	FY 2024	FY 2025	FY 2026	Future	Total
63622	MB GOLF CLUB REEL GRINDERS REPLACEMENT	-	71,000	-	-	-	-	-	71,000
68120	NORMANDY SHORES GOLF CLUB PUMPS	-	-	-	196,000	-	-	-	196,000
		224,000	185,000	70,000	196,000	-	-	6,000,000	6,675,000
PARKS LANDSCAPE MANAGEMENT									
60325	NORMANDY SHORES GOLF CLUB TEE RENO	-	125,000	-	-	-	-	-	125,000
60824	MB GOLF CLUBHOUSE CARPET REPLACEMENT	-	-	-	42,000	-	-	-	42,000
62023	MB GOLF CLUB KITCHEN FLOOR REPLACEMENT	-	43,000	-	-	-	-	-	43,000
62122	NORMANDY SHORES GOLF CARPET REPLACEMENT	-	40,000	-	-	-	-	-	40,000
		-	208,000	-	42,000	-	-	-	250,000
TOTAL:		11,039,099	793,000	254,000	238,000	-	-	6,000,000	18,324,099
MONUMENTS									
FACILITIES & FLEET MANAGEMENT									
20001	ALTON ROAD FOUNTAIN AT 20TH STREET	323,700	-	-	-	-	-	-	323,700
24630	FLAGLER MONUMENT SOLAR ILLUMINATION	289,000	-	-	-	-	-	-	289,000
60031	WATER TOWER RESTORATION STAR ISLAND	-	-	820,000	-	-	-	-	820,000
64421	MBPD CUBAN MONUMENT RESTORATION	26,545	-	-	-	-	-	-	26,545
		639,245	-	820,000	-	-	-	-	1,459,245
TOURISM & CULTURAL DEPARTMENT									
20011	WORLD WAR MEMORIAL	62,000	-	-	-	-	-	-	62,000
TOTAL:		701,245	-	820,000	-	-	-	-	1,521,245
PARKING									
CAPITAL IMPROVEMENT PROGRAM									
21718	BISCAYNE BEACH ADDITIONAL PARKING	250,000	-	-	-	-	-	-	250,000
TOTAL:		250,000	-	-	-	-	-	-	250,000
PARKING GARAGES									
CAPITAL IMPROVEMENT PROGRAM									
22150	72 ST. COMMUNITY COMPLEX	11,346,000	-	1,000,000	-	-	-	-	12,346,000
27830	PARKING GARAGE AT 1262 COLLINS AVE	9,738,694	-	-	-	-	-	-	9,738,694
28010	COLLINS PARK PARKING GARAGE	27,590,271	-	-	-	-	-	-	27,590,271
60119	17TH STREET PARKING GARAGE COATING	1,400,000	-	-	-	-	-	-	1,400,000
		50,074,965	-	1,000,000	-	-	-	-	51,074,965
FACILITIES & FLEET MANAGEMENT									
20022	16TH ST. GARAGE JOINT REPLACEMENT	-	200,000	-	-	-	-	-	200,000
20025	PENN GARAGE-ELEVATOR RENEWAL	-	218,000	-	-	500,000	-	-	718,000
20026	7TH STREET GARAGE-ELEVATOR	-	-	-	-	400,000	-	-	400,000
20125	1755 MERIDIAN GARAGE ELEVATOR	-	-	-	-	-	500,000	-	500,000

MIAMI BEACH

CITY OF MIAMI BEACH FY 2022 - 2026 CAPITAL IMPROVEMENT PLAN BY PROGRAM

PROJECT	PROGRAM	Previous Years	FY 2022	FY 2023	FY 2024	FY 2025	FY 2026	Future	Total
20225	SUNSET HARBOUR GARAGE ELEVATOR	-	-	-	-	500,000	-	-	500,000
20325	SUNSET HARBOUR GARAGE-ROOFTOP	-	-	-	-	300,000	-	-	300,000
20823	1755 MERIDIAN GARAGE FIRE SPRINKLER	-	-	300,000	-	-	-	-	300,000
20923	SUNSET HARBOUR GARAGE SPRINKLER	-	-	300,000	-	-	-	-	300,000
21121	7TH ST GARAGE-ENTRANCE FLOOD CONTROL	-	278,000	-	-	-	-	-	278,000
21124	16TH ST GARAGE-EXTERIOR RENEWAL	-	-	-	400,000	-	-	-	400,000
21224	1755 GARAGE GENERATOR	-	-	-	200,000	-	-	-	200,000
21324	SUNSET HARBOUR GARAGE GENERATOR	-	-	-	200,000	-	-	-	200,000
21920	RECONFIGURATION OF SANITATION AREA	330,000	-	-	-	-	-	-	330,000
22120	12TH ST GARAGE-ELEVATOR REPLACEMENT	174,450	-	-	-	-	-	-	174,450
22122	SUNSET HARBOUR GARAGE SCREENING	-	200,000	-	-	-	-	-	200,000
22220	17TH ST. GARAGE-ELECTRICAL FEEDER	-	225,000	-	-	-	-	-	225,000
26290	17TH ST. PARKING GARAGE MAINTENANCE	235,000	-	-	-	-	-	-	235,000
60023	16TH ST GARAGE-PLUMBING SYSTEM UPDATE.	-	-	75,000	-	-	-	-	75,000
60025	PENN GARAGE-ROOFTOP-STAIRS ELEVATOR	-	-	-	-	40,000	-	-	40,000
60120	13TH STREET PARKING GARAGE COATING	800,000	-	-	-	-	-	-	800,000
60124	7TH STREET GARAGE-LANDSCAPING	-	-	-	120,000	-	-	-	120,000
60125	1755 MERIDIAN GARAGE OFFICE ROOF	-	-	-	-	300,000	-	-	300,000
60130	13TH ST GARAGE FIRE ALARM	46,580	-	-	-	-	-	-	46,580
60190	ANCHOR GARAGE ELEVATOR REPLACEMENT	357,995	-	-	-	-	-	-	357,995
60224	7 ST GARAGE-SUPERSTRUCTURE RENEWAL	-	-	-	-	250,000	-	-	250,000
60324	16TH STREET GARAGE-GENERATOR	-	-	-	250,000	-	-	-	250,000
60422	7TH ST GARAGE-FIRE SPRINKLER & PUMP	-	300,000	-	-	-	-	-	300,000
60424	PENN GARAGE-GENERATOR RENEWAL	-	-	-	200,000	-	-	-	200,000
60522	12TH ST GARAGE- INT. FLOOR DRAINAGE	-	25,000	-	-	-	-	-	25,000
60524	PENN GARAGE-PLUMBING SYSTEM UPDATE	-	-	-	75,000	-	-	-	75,000
60620	7TH STREET GARAGE-INTERIOR DRAINAGE	30,000	-	-	-	-	-	-	30,000
60622	13TH ST. GARAGE -PARKING SIGN RENEWAL	-	30,000	-	-	-	-	-	30,000
60623	7TH STREET GARAGE-STAIRWELL RAILING	-	-	25,000	-	-	-	-	25,000
60624	17TH STREET GARAGE-EXTERIOR COATING	-	-	-	300,000	-	-	-	300,000
60722	42 ST GARAGE-STAIRWELL WATERPROOFING	-	50,000	-	-	-	-	-	50,000
60723	7TH ST GARAGE-TRAFFIC COATING	-	-	150,000	-	-	-	-	150,000
60724	42ND STREET GARAGE-FIRE SPRINKLER	-	-	-	40,000	-	-	-	40,000

MIAMI BEACH

CITY OF MIAMI BEACH FY 2022 - 2026 CAPITAL IMPROVEMENT PLAN BY PROGRAM

PROJECT	PROGRAM	Previous Years	FY 2022	FY 2023	FY 2024	FY 2025	FY 2026	Future	Total
60822	1755 MERIDIAN GARAGE LED LIGHTING	-	150,000	-	-	-	-	-	150,000
60823	PENN GARAGE-FIRE SPRINKLER RENEWAL	-	-	300,000	-	-	-	-	300,000
60922	SUNSET HARBOUR GARAGE SEALING	-	75,000	-	-	-	-	-	75,000
60923	PENN GARAGE-FIRE PUMP REPLACEMENT	-	-	100,000	-	-	-	-	100,000
61021	MB POLICE GARAGE CONCRETE SPALLING	-	-	833,000	-	-	-	-	833,000
61022	SUNSET HARBOUR GARAGE-TRAFFIC COATING	-	-	303,000	-	-	-	-	303,000
61023	PENN GARAGE-FIRE ALARM SYSTEM	-	-	35,000	-	-	-	-	35,000
61118	7TH STREET GARAGE UPGRADE LIGHTING	127,993	-	-	-	-	-	-	127,993
61123	12TH ST GARAGE-STAIRWELL DOOR	-	-	32,000	-	-	-	-	32,000
61217	13TH ST. GARAGE-WINDOW/GLASS BLOCK	35,350	-	-	-	-	-	-	35,350
61218	7TH STREET PARKING GARAGE ROOF TOP	140,251	-	-	-	-	-	-	140,251
61223	12TH ST. GARAGE-STAIRWELL RAILING	-	-	25,000	-	-	-	-	25,000
61317	13TH ST. GARAGE-STAIRWELL RAILING	-	50,000	-	-	-	-	-	50,000
61323	42ND ST GARAGE-PLUMBING SYSTEM UPDATE.	-	-	75,000	-	-	-	-	75,000
61417	17TH ST GARAGE INT. FLOOR DRAINAGE	-	30,000	-	-	-	-	-	30,000
61423	1755 GARAGE FIRE PUMP REPLACEMENT	-	-	100,000	-	-	-	-	100,000
61517	17 ST GARAGE-STORAGE SPACE RENOVATION	-	100,000	-	-	-	-	-	100,000
61617	17TH ST GARAGE-PLUMBING SYSTEM UPDATE.	-	-	75,000	-	-	-	-	75,000
61623	SUNSET HARBOUR GARAGE-FIRE ALARM	35,000	-	-	-	-	-	-	35,000
61660	13TH STREET PARKING GARAGE ELEVATOR	325,300	-	-	-	-	-	-	325,300
61717	42ND ST. GARAGE-50YR CERTIFICATION	312,090	-	-	-	-	-	-	312,090
61718	16TH STREET GARAGE FIRE SPRINKLER	1,444,000	-	-	-	-	-	-	1,444,000
61817	42ND ST. GARAGE-STAIRWELL RAILING	-	25,000	-	-	-	-	-	25,000
61818	16TH STREET GARAGE STAIRWAYS	101,200	-	-	-	-	-	-	101,200
61917	1755 MERIDIAN GARAGE FLOOR DRAINAGE	-	200,000	-	-	-	-	-	200,000
61918	16TH STREET GARAGE ROOF AND DECK	1,808,000	-	-	-	-	-	-	1,808,000
61930	17TH STREET PARKING GARAGE ELEVATOR	876,000	-	-	-	-	-	-	876,000
62017	SUNSET HARBOUR GARAGE LED LIGHTING	-	300,000	-	-	-	-	-	300,000
62100	42ND ST. PARKING GARAGE MAINTENANCE	400,000	-	-	-	-	-	-	400,000
62218	13TH STREET GARAGE LIGHTING (LED)	86,000	-	-	-	-	-	-	86,000
62223	12TH STREET OVERHEAD GATE RENEWAL	-	-	61,100	-	-	-	-	61,100
62418	12TH STREET GARAGE ROOF AND DECK	299,806	-	-	-	-	-	-	299,806
62422	16TH STREET GARAGE HVAC RENEWAL	-	34,000	-	-	-	-	-	34,000

MIAMI BEACH

CITY OF MIAMI BEACH
 FY 2022 - 2026 CAPITAL IMPROVEMENT PLAN BY PROGRAM

PROJECT	PROGRAM	Previous Years	FY 2022	FY 2023	FY 2024	FY 2025	FY 2026	Future	Total
62518	1755 MERIDIAN GARAGE ROOF AND DECK	500,000	-	-	-	-	-	-	500,000
62522	13TH STREET GARAGE NEON RENEWAL	-	67,000	-	-	-	-	-	67,000
62621	7TH STREET GARAGE-OFFICE/RESTROOM	-	36,000	-	-	-	-	-	36,000
62721	16TH STREET GARAGE-OFFICE/RESTROOM	-	30,000	-	-	-	-	-	30,000
62821	16TH STREET GARAGE-ROOF TOP RENEWAL	-	34,000	-	-	-	-	-	34,000
63021	PENN GARAGE-HVAC RENEWAL	-	85,000	-	-	35,000	-	-	120,000
63121	PENN GARAGE-TRAFFIC COATING-RETAIL	-	100,000	-	-	-	-	-	100,000
63221	12TH STREET GARAGE-DOMESTIC WATER	-	79,000	-	-	-	-	-	79,000
63321	13TH STREET GARAGE-40YR CERT.	300,000	-	-	-	-	-	-	300,000
64018	17TH ST GARAGE 40YR RECERTIFICATION	755,427	-	-	-	-	-	-	755,427
64319	PENN GARAGE - NEW LIGHTING DISPLAY	135,000	-	-	-	-	-	-	135,000
64419	13TH STREET GARAGE - WATER SYSTEM	33,000	-	-	-	-	-	-	33,000
64519	17TH STREET GARAGE - 1ST FL OFFICE	45,000	-	-	-	-	-	-	45,000
64719	7TH STREET GARAGE-DOOR REPLACEMENT	50,000	-	-	-	-	-	-	50,000
65019	16TH STREET GARAGE (ANCHOR) - PAINT	100,000	-	-	-	-	-	-	100,000
65521	16TH STREET CANVAS AWNING RENEWAL	56,560	-	-	-	-	-	-	56,560
65621	42ND STREET GARAGE FALL PROTECTION	151,500	-	-	-	-	-	-	151,500
66121	12 ST. PARKING GARAGE FIRE ALARM	50,000	-	-	-	-	-	-	50,000
67118	ANCHOR - INTERIOR FLOOR DRAINAGE	30,000	-	-	-	-	-	-	30,000
67218	PENN GARAGE-SEALING OF SUPERSTRUCTURE	25,000	-	-	-	-	-	-	25,000
67318	PENN GARAGE-INT. SURFACE RESTORATION	95,000	-	-	-	-	-	-	95,000
67418	42ND STREET GARAGE-DISPATCH AREA	100,000	-	-	-	-	-	-	100,000
67520	7TH STREET GARAGE-ROOFING REPAIRS	45,756	-	-	-	-	-	-	45,756
67618	12TH STREET GARAGE-ROOF RENEWAL	64,000	-	-	-	-	-	-	64,000
67818	17 ST GARAGE-GENERATOR REPLACEMENT	120,000	-	-	-	-	-	-	120,000
67922	16TH STREET GARAGE-EXTERIOR PAINT RENEWAL & WATERPROOFING	-	550,000	-	-	-	-	-	550,000
68018	42ND STREET GARAGE-GENERATOR	96,550	-	-	-	-	-	-	96,550
68118	42ND ST GARAGE- INTERIOR DRAINAGE	34,000	-	-	-	-	-	-	34,000
68220	7TH ST GARAGE SURFACE RESTORATION	95,000	-	-	-	-	-	-	95,000
69310	7TH ST. GARAGE FIRE ALARM SYSTEM	51,087	-	-	-	-	-	-	51,087
69370	42ND ST. GARAGE FIRE ALARM SYSTEM	51,087	-	-	-	-	-	-	51,087
69380	42ND ST GARAGE ELEVATOR REPLACEMENT	565,145	-	-	-	-	-	-	565,145
		11,514,127	3,471,000	2,789,100	1,785,000	2,323,000	500,000	-	22,384,227

MIAMI BEACH

CITY OF MIAMI BEACH FY 2022 - 2026 CAPITAL IMPROVEMENT PLAN BY PROGRAM

PROJECT	PROGRAM	Previous Years	FY 2022	FY 2023	FY 2024	FY 2025	FY 2026	Future	Total
PARKING ADMINISTRATION									
22020	GARAGE LICENSE PLATE RECOGNITION	855,000	-	-	-	-	-	-	855,000
26100	GARAGE SECURITY CAMERA SYSTEM	1,413,057	-	-	-	-	-	-	1,413,057
		2,268,057							2,268,057
	TOTAL:	63,857,149	3,471,000	3,789,100	1,785,000	2,325,000	500,000		75,727,249
PARKING LOTS									
CAPITAL IMPROVEMENT PROGRAM									
20518	SURFACE LOT AT BISCAIYNE BEACH	907,029	-	-	-	-	-	-	907,029
26340	PENRODS AT 1 OCEAN DR. PARKING LOT	2,954,113	-	-	-	-	-	-	2,954,113
27480	SURFACE LOT P48 BASS MUSEUM LOT	220,000	-	-	-	-	-	-	220,000
29580	LOT 9D P86-6976 INDIAN CREEK DRIVE	468,000	-	-	-	-	-	-	468,000
		4,549,142							4,549,142
FACILITIES & FLEET MANAGEMENT									
28710	P14 6TH ST & COLLINS PARKING LOT	341,000	-	-	-	-	-	-	341,000
60317	CITYWIDE PARKING LOTS IMPROVEMENTS	-	150,000	150,000	150,000	150,000	-	-	600,000
		341,000	150,000	150,000	150,000	150,000			941,000
	TOTAL:	4,890,142	150,000	150,000	150,000	150,000			5,490,142
PARKS									
CAPITAL IMPROVEMENT PROGRAM									
20418	COLLINS PARK PERFORMING ARTS VENUE	800,000	400,000	422,000	-	-	-	-	1,622,000
20918	BRITTANY BAY PARK	1,709,729	-	-	-	-	-	-	1,709,729
22750	ALTOS DEL MAR PARK	4,995,492	-	-	-	-	-	-	4,995,492
23200	FLAMINGO PARK	18,193,130	-	-	-	-	-	-	18,193,130
25019	GO#1: 72 ST. COMMUNITY COMPLEX	10,800,000	-	43,000,000	-	-	-	-	53,800,000
25380	BAND SHELL MASTER PLAN	2,633,372	-	-	-	-	-	-	2,633,372
25419	GO#5: FLAMINGO PARK & YOUTH CENTER	15,400,000	-	15,150,000	-	-	-	-	30,550,000
26219	GO#13: N.SHORE PARK & YOUTH CENTER	3,540,000	-	2,185,000	-	-	-	-	5,725,000
26500	KAYAK LAUNCH DOCKS	644,080	-	-	-	-	-	-	644,080
26719	GO#23: BAYWALK PEDESTRIAN BRIDGE	10,000,000	-	5,000,000	-	-	-	-	15,000,000
26819	GO#24: MIDDLE BEACH BEACHWALK PH3	4,500,000	-	-	-	-	-	-	4,500,000
27930	SHARED PATH ON PARKVIEW ISLAND PARK	320,000	-	-	-	-	-	-	320,000
27950	NORTH BEACH OCEANSIDE PARK	15,792,075	-	-	-	-	-	-	15,792,075
28550	LIFEGUARD STAND REPLACEMENTS	3,319,989	-	-	-	-	-	-	3,319,989
28850	MAURICE GIBB PARK REDESIGN	2,628,682	-	-	-	-	-	-	2,628,682

MIAMI BEACH

CITY OF MIAMI BEACH FY 2022 - 2026 CAPITAL IMPROVEMENT PLAN BY PROGRAM

PROJECT	PROGRAM	Previous Years	FY 2022	FY 2023	FY 2024	FY 2025	FY 2026	Future	Total
29600	MUSS PARK FACILITY	2,695,000	-	-	-	-	-	-	2,695,000
		97,971,549	400,000	65,757,000	-	-	-	-	164,128,549
FACILITIES & FLEET MANAGEMENT									
26519	GO#18: SCOTT RAKOW YOUTH CENTER	4,053,045	-	-	-	-	-	-	4,053,045
26919	GO#27: LOG CABIN	-	-	1,076,000	-	-	-	-	1,076,000
60720	BEACHWALK TREE WELLS 14-22 STREET	150,000	-	-	-	-	-	-	150,000
		4,203,045	-	1,076,000	-	-	-	-	5,279,045
PARKS ADMINISTRATION									
66322	NON-MOTORIZED VESSEL KAYAK LAUNCH	-	70,000	400,000	-	-	-	-	470,000
PARKS AND RECREATION									
20023	ALLISON PARK PLAYGROUND REPLACEMENT	-	-	-	-	795,000	-	-	795,000
20123	INDIAN BCH PK PLAYGROUND EXPANSION	792,000	-	-	-	-	-	-	792,000
20187	LUMMUS PARK MUSCLE BEACH UPGRADE	300,000	-	-	-	-	-	-	300,000
20223	LUMMUS PARK PLAYGROUND REPLACEMENT	-	-	750,000	-	-	-	-	750,000
20237	FAIRWAY PARK IMPROVEMENTS	1,428,953	-	877,000	877,000	-	-	-	3,182,953
20247	CITYWIDE PARKS IRRIGATION SYSTEM	14,275	156,000	-	-	-	-	-	170,275
20300	NORMANDY ISLE PARK TURF INSTALLATION	398,000	-	465,500	465,500	-	-	-	1,329,000
20321	BEACHVIEW PK PLAYGROUND REPLACEMENT	-	-	-	505,000	-	-	-	505,000
20423	FLAMINGO PK FOOTBALL FENCE	-	-	613,000	-	-	-	-	613,000
20425	FLAMINGO PARK SOCCER FIELD TURF	-	-	-	-	281,000	-	-	281,000
20523	STILLWATER PARK LIGHTING & SOCCER	-	-	-	-	-	481,000	-	481,000
20577	BELLE ISLE PARK PLAYGROUND	576,500	-	-	-	-	-	-	576,500
20722	FLAMINGO PK PLAYGROUND REPLACEMENT	-	-	830,000	-	-	-	-	830,000
20723	CRESPI PARK LIGHTING & MICRO SOCCER	-	-	-	-	481,000	-	-	481,000
20821	BISCAYNE ELEM SHARED FIELD LIGHTING	-	-	-	1,270,170	-	-	-	1,270,170
20822	FLAMINGO PK FOOTBALL STADIUM TURF	-	-	-	1,163,000	-	-	-	1,163,000
20921	NORMANDY ISLE PARK PLAYGROUND	-	-	489,000	-	-	-	-	489,000
21021	NSPYC KITCHEN & CABINETS ADDITION	-	-	-	344,000	-	-	-	344,000
21022	WEST LOTS 85-86 ST CONVERSION	-	-	-	-	2,436,100	-	-	2,436,100
22420	POLO PARK LIGHTING & SOCCER FIELD	857,680	-	-	-	-	-	-	857,680
23018	SOUTH POINTE PARK LIGHTING	585,000	-	-	-	-	-	-	585,000
23518	BATTING CAGES AT NORTH SHORE PARK	203,000	-	-	-	-	-	-	203,000
25119	GO#2: COLLINS PARK	557,287	-	-	-	-	-	-	557,287
25219	GO#3: CRESPI PARK	184,921	-	-	-	-	-	-	184,921

MIAMI BEACH

CITY OF MIAMI BEACH FY 2022 - 2026 CAPITAL IMPROVEMENT PLAN BY PROGRAM

PROJECT	PROGRAM	Previous Years	FY 2022	FY 2023	FY 2024	FY 2025	FY 2026	Future	Total
25319	GO#4: FAIRWAY PARK	260,000	-	-	-	-	-	-	260,000
25519	GO#6: FISHER PARK	-	-	105,000	-	-	-	-	105,000
25619	GO#7: LA GORCE PARK	-	-	150,000	-	-	-	-	150,000
25719	GO#8: LUMMUS PARK	4,737,000	-	-	-	-	-	-	4,737,000
25819	GO#9: MARJORY STONEMAN DOUGLAS PARK	682,000	-	-	-	-	-	-	682,000
25919	GO#10: MAURICE GIBB PARK	4,500,000	-	-	-	-	-	-	4,500,000
26019	GO#11: MUSS PARK	-	-	250,000	-	-	-	-	250,000
26119	GO#12: NOBE OCEANSIDE PARK BEACHWALK	2,000,000	-	-	-	-	-	-	2,000,000
26319	GO#15: PAR 3 / BAYSHORE PARK	15,700,000	-	-	-	-	-	-	15,700,000
26419	GO#17: POLO PARK	493,675	-	-	-	-	-	-	493,675
27219	GO#30: SKATE PARK	750,000	-	-	-	-	-	-	750,000
28560	COLLINS PK LIGHTING SOUND SYSTEM	236,000	-	-	-	-	-	-	236,000
29550	CMB SKATEPARK	190,280	-	-	-	-	-	-	190,280
29620	ALLISON PARK REDESIGN	1,532,000	-	-	-	-	-	-	1,532,000
60026	BELLE ISLE PARK PLAYGROUND REPLACEMENT	-	-	-	-	-	-	638,000	638,000
60123	CRESPI PARK PLAYGROUND REPLACEMENT	-	-	-	-	407,000	-	-	407,000
60126	MUSS PARK PLAYGROUND REPLACEMENT	-	-	-	-	-	638,000	-	638,000
60223	POLO PARK PLAYGROUND REPLACEMENT	-	-	-	476,000	-	-	-	476,000
60226	PARK VIEW ISLAND PARK PLAYGROUND REPLACEMENT	-	-	-	-	-	-	497,000	497,000
60321	CITYWIDE PARKS COURT REPAIRS	-	105,000	105,000	105,000	105,000	105,000	105,000	630,000
60323	STILLWATER PLAYGROUND REPLACEMENT	-	-	-	570,000	-	-	-	570,000
60421	CITYWIDE FITNESS COURSE REPLACEMENT	-	100,000	100,000	100,000	100,000	100,000	100,000	600,000
60924	NSPYC SAFETY IMPROVEMENTS-FRONT DESK	-	-	-	372,000	-	-	-	372,000
62022	FLAMINGO PARK TENNIS CENTER COURTS	-	160,000	-	-	-	-	-	160,000
63319	PARK VIEW ISLAND ANNEX - DOG PARK	67,000	-	-	-	-	-	-	67,000
63519	BUOY PARK REFORESTATION IMPROVEMENT	-	-	150,000	-	-	-	-	150,000
64621	CITYWIDE PK LANDSCAPING IMPROVEMENT	200,000	152,000	248,000	200,000	200,000	200,000	200,000	1,400,000
65722	FLAMINGO PARK BASEBALL STADIUM STAN	-	65,000	495,000	-	-	-	-	560,000
66518	SECURITY AUDIO SYSTEM FOR ALL POOLS	-	-	100,000	-	-	-	-	100,000
66920	S. P. PARK-FISHING PIER RAILING REP	-	198,000	-	-	-	-	-	198,000
67519	GO#14: PALM ISLAND PARK	-	-	231,000	-	-	-	-	231,000
67619	GO#16: PINETREE PARK	-	-	700,000	-	-	-	-	700,000
67719	GO#20: SOUTH POINTE PARK	-	-	480,000	-	-	-	-	480,000

MIAMI BEACH

CITY OF MIAMI BEACH FY 2022 - 2026 CAPITAL IMPROVEMENT PLAN BY PROGRAM

PROJECT	PROGRAM	Previous Years	FY 2022	FY 2023	FY 2024	FY 2025	FY 2026	Future	Total
67819	GO#21: STILLWATER PARK	142,441	-	-	-	-	-	-	142,441
67919	GO#22: TATUM PARK	-	-	840,000	-	-	-	-	840,000
		37,388,012	936,000	7,978,500	6,447,670	4,805,100	1,524,000	1,540,000	60,619,282
PW ENGINEERING									
27990	MAURICE GIBB PARK FLOATING DOCK	550,000	-	-	-	-	-	-	550,000
TOURISM & CULTURAL DEPARTMENT									
23318	SOUNDSCAPE AUDIO IMPROVEMENTS	751,410	-	-	-	-	-	-	751,410
26619	GO#19: SOUNDSCAPE PARK	4,500,000	-	-	-	-	-	-	4,500,000
27119	GO#29: WEST LOTS	1,000,000	-	4,000,000	-	-	-	-	5,000,000
		6,251,410	-	4,000,000	-	-	-	-	10,251,410
TOTAL		146,364,016	1,406,000	79,211,500	6,447,670	4,805,100	1,524,000	1,540,000	241,298,286
RENEWAL & REPLACEMENT									
ECONOMIC DEVELOPMENT									
65222	MDPL MUSEUM MASTERPLAN	-	175,000	-	-	-	-	-	175,000
ENVIRONMENT SUSTAINABILITY									
65422	WATERWAY MARKERS & SIGNS	-	395,000	-	-	-	-	-	395,000
FACILITIES & FLEET MANAGEMENT									
20110	28TH STREET OBELISK STABILIZATION	607,230	-	-	-	-	-	-	607,230
25980	BASS MUSEUM GENERATOR	117,816	-	-	-	-	-	-	117,816
26010	BASS MUSEUM HYDRAULIC ELEVATOR	66,127	-	-	-	-	-	-	66,127
27780	MIAMI CITY BALLET WINDOWS	441,799	-	-	-	-	-	-	441,799
28919	GO#26: ROOFS FOR CULTURAL FACILITIES.	2,932,631	-	-	-	-	-	-	2,932,631
60030	POLICE STATION MEN'S LOCKER ROOM	241,371	-	-	-	-	-	-	241,371
60038	SOUTH SHORE C.C. FIRE ALARM RENEWAL	11,370	-	-	-	-	-	-	11,370
60077	FIRE STATION 2 ALARM SYSTEM	99,000	-	-	-	-	-	-	99,000
60225	SUNSET HARBOUR GARAGE INT. FLOOR	-	-	-	-	34,000	-	-	34,000
60326	FY26 VEHICLE/EQUIPMENT REPLACEMENT	-	-	-	-	-	5,107,000	-	5,107,000
60418	HISTORIC CITY HALL HUMIDITY CONTROL	96,068	-	-	-	-	-	-	96,068
60420	FIRE STATION 2-A/C REPLACEMENT	71,200	-	-	-	-	-	-	71,200
60519	CITY HALL 40-YR STRUCTURAL	154,800	-	-	-	-	-	-	154,800
60520	MBPD-CONDENSER AND PUMPS	-	-	125,000	-	-	-	-	125,000
60618	HISTORIC CITY HALL FIRE ALARM	151,618	-	-	-	-	-	-	151,618
60718	NORTH SHORE PARK YOUTH CENTER A/C	80,000	-	-	-	-	-	-	80,000
60719	UNIDAD ELEVATOR MODERNIZATION	70,000	-	-	-	-	-	-	70,000
60821	CITY HALL-REPLACE RESTROOM EXHAUST	-	-	35,000	-	-	-	-	35,000

MIAMI BEACH

CITY OF MIAMI BEACH
FY 2022 - 2026 CAPITAL IMPROVEMENT PLAN BY PROGRAM

PROJECT	PROGRAM	Previous Years	FY 2022	FY 2023	FY 2024	FY 2025	FY 2026	Future	Total
60920	HISTORIC CITY HALL-VFD REPLACEMENT	200,000	-	-	-	-	-	-	200,000
61020	CITY HALL-GENERATOR REPLACEMENT	600,000	-	-	-	-	-	-	600,000
61100	P.A.L. BUILDING - FIRE ALARM	74,500	-	-	-	-	-	-	74,500
61120	CITY HALL-COOLING TOWER BASE	100,000	-	-	-	-	-	-	100,000
61221	NORM. ISLE POOL LOCKER ROOM & PUMPS	-	-	250,000	-	-	-	-	250,000
61290	CITY HALL FIRE ALARM SYSTEM	293,325	-	-	-	-	-	-	293,325
61320	UNIDAD BUILDING-DOOR RENEWAL	-	-	63,000	-	-	-	-	63,000
61321	71ST STREET WELCOME SIGN RENOVATION	-	-	40,000	-	-	-	-	40,000
61419	BEACHFRONT RESTROOMS-RENOVATIONS	138,000	-	-	-	-	-	-	138,000
61420	UNIDAD BUILDING-WINDOW SEAL RENEWAL	-	-	40,000	-	-	-	-	40,000
61521	CITY HALL LOADING DOCK RESURFACING	-	-	70,000	-	-	-	-	70,000
61523	SUNSET HARBOUR GARAGE FIRE PUMP	-	-	100,000	-	-	-	-	100,000
61621	CITY HALL CHAMBER & PRESS ROOM RENO	-	900,000	-	-	-	-	-	900,000
61819	BEACHWALK DRAINAGE - 24 ST TO 46 ST	100,000	-	-	-	-	-	-	100,000
61919	41ST STREET FOUNTAIN RESTORATION	82,000	-	-	-	-	-	-	82,000
61921	10TH ST. AUDIT. ENTRANCE DRAINAGE	-	-	250,000	-	-	-	-	250,000
62021	COLONY THEATER ELEVATOR	-	87,000	-	-	-	-	-	87,000
62117	FIRE STATION #2 TRAINING TOWER	401,691	-	-	-	-	-	-	401,691
62118	12TH STREET PARKING LIGHTING (LED)	64,000	-	-	-	-	-	-	64,000
62119	BASS MUSEUM - ROOF REPLACEMENT	392,464	-	-	-	-	-	-	392,464
62121	BOTANICAL GARDENS RESTROOMS	50,500	-	-	-	-	-	-	50,500
62217	10TH ST AUDITORIUM COATING OF ROOF	65,650	-	-	-	-	-	-	65,650
62221	COLONY THEATER RESTROOM RENOVATION	-	-	73,000	-	-	-	-	73,000
62321	COLONY THEATER EXTERIOR PAINTING	-	-	68,000	-	-	-	-	68,000
62419	BASS MUSEUM - FREIGHT ELEVATOR	88,647	-	-	-	-	-	-	88,647
62421	COLONY THEATER LED LIGHTS UPGRADE	-	-	40,000	-	-	-	-	40,000
62519	BEACHWALK DRAINAGE-S.POINTE - 23 ST	220,000	-	-	-	-	-	-	220,000
62523	ARTISTIC BOLLARDS	-	-	750,000	-	-	-	-	750,000
62622	HISTORIC CITY HALL FRONT ELEVATION	-	-	69,000	-	-	-	-	69,000
62822	INTERNAL AFFAIRS RESTROOM RENO	-	-	139,000	-	-	-	-	139,000
62920	FIRE STATION #2 WATERPROOFING	192,000	-	-	-	-	-	-	192,000
62922	BASS MUSEUM EXTERIOR WALL REPAIRS	-	-	39,000	-	-	-	-	39,000
62923	FLAMINGO PARK HURRICANE WINDOWS	-	-	98,000	-	-	-	-	98,000

MIAMI BEACH

CITY OF MIAMI BEACH
FY 2022 - 2026 CAPITAL IMPROVEMENT PLAN BY PROGRAM

PROJECT	PROGRAM	Previous Years	FY 2022	FY 2023	FY 2024	FY 2025	FY 2026	Future	Total
63019	BUILDOUT 1701 4TH FL FOR HOUSING	133,000	-	-	-	-	-	-	133,000
63022	MIAMI CITY BALLET EXIT SIGN RENEWAL	-	-	73,000	-	-	-	-	73,000
63023	HISTORIC CH 2ND FLOOR RESTROOMS	-	-	74,000	-	-	-	-	74,000
63122	10TH ST AUDITORIUM LED UPGRADE	-	-	104,000	-	-	-	-	104,000
63123	MBPD GARAGE LED LIGHT UPGRADE	-	-	110,000	-	-	-	-	110,000
63222	COLONY THEATER EXIT SIGN RENEWAL	-	-	36,000	-	-	-	-	36,000
63223	BOYS & GIRLS CLUB SECURITY ENCLOSURE	-	-	27,000	-	-	-	-	27,000
63323	MBPD NESS DOCK RENOVATION	-	-	77,000	-	-	-	-	77,000
63350	POLICE HQ ELEVATORS & OTHER PROJECT	384,260	-	-	-	-	-	-	384,260
63420	NS YOUTH CNTR ROOFTOP A/C RENEWAL	-	120,000	-	-	-	-	-	120,000
63422	HISTORIC C. HALL ENERGY EFF. WINDOW	-	-	52,000	-	-	-	-	52,000
63423	NORMANDY POOL LIGHTING IMPROVEMENT	-	-	41,000	-	-	-	-	41,000
63522	NORTH SHORE BANDSHELL SIGNAGE REPL.	-	-	97,000	-	-	-	-	97,000
63523	FIRE STATION 1 BATHROOMS RENOVATION	-	-	120,000	-	-	-	-	120,000
63623	FIRE STATION 1 ROLL-UP DOOR RENEWAL	-	-	51,000	-	-	-	-	51,000
63718	SANITATION INTERIOR REPLACEMENT	502,800	-	-	-	-	-	-	502,800
63719	1755 MERIDIAN-CHILLER REPLACEMENT	211,045	-	-	-	-	-	-	211,045
63720	10TH ST AUDITORIUM-LOUVER	-	52,000	-	-	-	-	-	52,000
63721	FIRE STATION #1 ROOF REPAIRS	41,500	-	-	-	-	-	-	41,500
63722	SMART CARD ACCESS SYSTEM-PHASE II	-	-	195,000	-	-	-	-	195,000
63723	FIRE ADMINISTRATION FLOORING RENEWAL	-	-	34,000	-	-	-	-	34,000
63819	SSCC ROOT MITIGATION & FLOORING REP	272	-	-	-	-	-	-	272
63821	MBPD 4TH FLOOR HVAC CONTROLS	312,000	-	-	-	-	-	-	312,000
63822	1755 ROOF REPLACEMENT	-	223,000	-	-	-	-	-	223,000
63823	FIRE ADMIN BLDG UPS SYSTEM RENEWAL	-	-	39,000	-	-	-	-	39,000
63919	SMART CARD ACCESS SYSTEM- PHASE I	250,000	-	-	-	-	-	-	250,000
63921	1701 MERIDIAN AVE 50 YEAR RECERTIFICATION	50,500	-	-	-	-	-	-	50,500
63922	FLEET BAYS PLUMBING RENEWAL	-	-	141,000	-	-	-	-	141,000
63923	BASS MUSEUM KEYSTONE SEAL	-	-	63,000	-	-	-	-	63,000
64019	CITY HALL ENERGY EFFICIENT BUILDING	156,000	-	-	-	-	-	-	156,000
64020	CITY HALL CARD ACCESS SYSTEM REPL.	80,436	-	-	-	-	-	-	80,436
64021	HISTORIC CITY HALL 90 YEAR RECERTIFICATION	66,000	-	-	-	-	-	-	66,000
64022	777 FOUNTAIN/ COURTYARD RENOVATIONS	-	-	131,000	-	-	-	-	131,000

MIAMI BEACH

**CITY OF MIAMI BEACH
FY 2022 - 2026 CAPITAL IMPROVEMENT PLAN BY PROGRAM**

PROJECT	PROGRAM	Previous Years	FY 2022	FY 2023	FY 2024	FY 2025	FY 2026	Future	Total
64023	MIAMI CITY BALLET VARIABLE AIR VALVE	-	-	34,000	-	-	-	-	34,000
64121	FIRE STATION #3 40 YEAR RECERT.	48,700	-	-	-	-	-	-	48,700
64123	COLONY THEATER IMPACT GLASS	-	-	103,000	-	-	-	-	103,000
64220	PUBLIC WORKS FACILITY EXTERIOR	84,914	-	-	-	-	-	-	84,914
64221	BASS MUSEUM WINDOW REPLACEMENT	134,710	-	-	-	-	-	-	134,710
64222	1755 MERIDIAN FRESH AIR INTAKES	-	63,000	-	-	-	-	-	63,000
64223	BASS MUSEUM INTERIOR GALLERY WALL	-	-	63,000	-	-	-	-	63,000
64320	CITY HALL -COOLING TOWER CONDENSER	90,000	-	-	-	-	-	-	90,000
64321	BASS MUSEUM CONDENSER WATER PUMPS	45,450	-	-	-	-	-	-	45,450
64322	1755 MERIDIAN ROOF REPLACEMENT	-	82,000	-	-	-	-	-	82,000
64323	MIAMI CITY BALLET ACCESS CONTROL	-	-	50,000	-	-	-	-	50,000
64418	THE FILLMORE 40-YR RECERTIFICATION	622,298	-	-	-	-	-	-	622,298
64420	CITY HALL RESTROOM RENOVATIONS	-	-	250,000	-	-	-	-	250,000
64422	MBPD GARAGE EXIT SIGNS AND SAFETY	-	31,000	-	-	-	-	-	31,000
64423	MIAMI CITY BALLET UV LIGHT RETROFIT	-	-	33,000	-	-	-	-	33,000
64521	10TH ST AUDITORIUM HEAT PUMP RENEWAL	191,900	-	-	-	-	-	-	191,900
64522	MBPD MAIN ROOF REPAIRS	-	136,000	-	-	-	-	-	136,000
64523	MIAMI CITY BALLET BOARD ROOM CARPET	-	-	88,000	-	-	-	-	88,000
64618	MIAMI CITY BALLET VARIOUS REPAIRS	278,250	-	-	-	-	-	-	278,250
64619	SURFACE LOTS CITYWIDE LANDSCAPING	100,000	-	-	-	-	-	-	100,000
64622	SCOTT RAKOW YOUTH CENTER LIGHTING	-	115,000	-	-	-	-	-	115,000
64623	BASS MUSEUM GALLERY FLOOR RENOVATION	-	-	226,000	-	-	-	-	226,000
64721	MIDDLE BEACH WATER TOWER PAINTING	50,000	-	-	-	-	-	-	50,000
64722	SHANE ROWING CENTER HVAC UNITS REPLACEMENT	-	61,000	-	-	-	-	-	61,000
64723	10TH STREET AUDITORIUM SECURITY ENH	-	-	34,000	-	-	-	-	34,000
64819	COLONY THEATER - FIRE ALARM SYSTEM	78,000	-	-	-	-	-	-	78,000
64821	SECURITY ENHANCEMENTS CITYWIDE	500,000	-	1,000,000	500,000	500,000	-	-	2,500,000
64822	SHANE ROWING CENTER DOCK RAMP	-	413,000	227,000	-	-	-	-	640,000
64823	BASS MUSEUM TRANQUILITY FOUNTAIN	-	-	46,000	-	-	-	-	46,000
64921	OCEAN RESCUE FIRE ALARM RENEWAL	30,300	-	-	-	-	-	-	30,300
64923	PW WHS & SHOPS LED LIGHTS RETROFIT	-	-	74,000	-	-	-	-	74,000
65121	7 STREET GARAGE UPS BATTERY SYSTEM	66,600	-	-	-	-	-	-	66,600
65123	CONV.CTR. VIBRATION ISOLATORS	-	-	100,000	-	-	-	-	100,000

MIAMI BEACH

CITY OF MIAMI BEACH FY 2022 - 2026 CAPITAL IMPROVEMENT PLAN BY PROGRAM

PROJECT	PROGRAM	Previous Years	FY 2022	FY 2023	FY 2024	FY 2025	FY 2026	Future	Total
65218	PURDY AVE BOAT RAMP REPAIRS	464,694	-	-	-	-	-	-	464,694
65219	SOUTH POINTE PARK HVAC REPLACEMENT	160,000	-	-	-	-	-	-	160,000
65220	MIAMI CITY BALLET STUDIO FLOORING	140,000	39,000	-	-	-	-	-	179,000
65223	CONVENTION CTR. EXHIBIT HALL LIGHTS	-	-	60,000	-	-	-	-	60,000
65319	CODE / HOUSING OFFICES RELOCATION	588,475	-	-	-	-	-	-	588,475
65320	UNIDAD INTERIOR & EXTERIOR PAINTING	-	-	90,000	-	-	-	-	90,000
65420	MBPD NORTH SUB STATION PARKING LOT	-	233,000	-	-	-	-	-	233,000
65520	MBPD N SUB STN PAINTING, FLOORING	-	-	234,000	-	-	-	-	234,000
65522	BASS MUSEUM 40 YEAR RECERTIFICATION	-	100,000	-	-	-	-	-	100,000
65618	FLEET MANAGEMENT STAIRS RESTORATION	-	-	35,000	-	-	-	-	35,000
65718	FLEET MANAGEMENT WAREHOUSE CEILING	-	-	30,000	-	-	-	-	30,000
65720	HISTORIC CH-ROOF ACCESS LADDER	-	-	100,000	-	-	-	-	100,000
65818	FLEET MANAGEMENT FIRE SPRINKLER	250,000	-	-	-	-	-	-	250,000
65918	FLEET MANAGEMENT LED LIGHTING	-	-	75,000	-	-	-	-	75,000
65920	MBFD STATIONS SECURITY UPGRADES CW	-	-	126,000	-	-	-	-	126,000
66018	FLEET MANAGEMENT CONCRETE SPALLING	100,000	-	-	-	-	-	-	100,000
66020	CITY HALL - MAIN ENTRANCE PAVERS	-	-	550,000	-	-	-	-	550,000
66118	FLEET MANAGEMENT BAYS PAINTING	-	-	120,000	-	-	-	-	120,000
66120	LINCOLN RD STONE RESTORATION	368,000	-	-	-	-	-	-	368,000
66220	HISTORIC CITY HALL ELEVATOR	320,000	-	-	-	-	-	-	320,000
66618	SOUTH POINTE PK-FIRE ALARM RENEWAL	35,000	-	-	-	-	-	-	35,000
66718	BEACH STORAGE AREA ENCLOSURE	170,000	-	-	-	-	-	-	170,000
66818	WATER STATION ROOF REPLACEMENT	30,000	-	-	-	-	-	-	30,000
66918	ANCHOR GAR.-FIRE ALARM REPLACEMENT	221,000	-	-	-	-	-	-	221,000
67018	ANCHOR GARAGE-STAIRWELL DOORS	27,000	-	-	-	-	-	-	27,000
67030	MARINE PATROL EXTERIOR RESTORATION	60,728	-	-	-	-	-	-	60,728
67200	FIRE STATION 3 FIRE ALARM UPGRADE	55,000	-	-	-	-	-	-	55,000
67220	FIRE STATION 3 EMERGENCY GENERATOR	110,000	-	-	-	-	-	-	110,000
67240	777 BUILDING HVAC 4TH FLOOR	162,121	-	-	-	-	-	-	162,121
67322	PARKING DECK CRACKS REPAIR	-	280,000	-	-	-	-	-	280,000
67360	BASS MUSEUM EMERGENCY GENERATOR	133,900	-	-	-	-	-	-	133,900
67422	EAST CHILLED WATER PIPING INSULATION	-	35,000	-	-	-	-	-	35,000
67518	1755 MERIDIAN AVE OFFICE SECURITY	35,000	-	-	-	-	-	-	35,000

MIAMI BEACH

CITY OF MIAMI BEACH FY 2022 - 2026 CAPITAL IMPROVEMENT PLAN BY PROGRAM

PROJECT	PROGRAM	Previous Years	FY 2022	FY 2023	FY 2024	FY 2025	FY 2026	Future	Total
67522	CANAL PARK LANDSCAPING REPLACEMENT	-	40,000	-	-	-	-	-	40,000
67622	TERRAZZO FLOOR SCRUBBERS	-	40,000	-	-	-	-	-	40,000
67722	ENERGY CONSUMPTION MANAGEMENT INTEG	-	35,000	-	-	-	-	-	35,000
67822	CHILLER LINES FLUSHING	-	25,000	-	-	-	-	-	25,000
68122	FLEET 40 YEAR RE-CERTIFICATION	-	35,000	-	-	-	-	-	35,000
68222	FLEET ENHANCEMENTS PHASE II UPGRADE	-	150,000	-	-	-	-	-	150,000
68322	FLEET SECURITY CAMERAS	-	157,000	-	-	-	-	-	157,000
68422	FLEET WAREHOUSE WATERPROOFING AND ROOF REPAIR	-	145,000	-	-	-	-	-	145,000
68519	GO#48: POLICE HQ FACILITY	5,500,000	-	4,500,000	-	-	-	-	10,000,000
68522	FLEET GATE	-	51,000	-	-	-	-	-	51,000
68622	FLEET PARKING LOT RESURFACING	-	71,000	-	-	-	-	-	71,000
68720	POLICE HQ & PARKING GAR. FIRE ALARM	246,033	-	-	-	-	-	-	246,033
68760	CITY HALL ELECTRICAL UPGRADES	341,500	-	-	-	-	-	-	341,500
68820	BEACH RESTROOMS EXHAUST SYSTEMS	35,000	-	-	-	-	-	-	35,000
69220	PUBLIC WORKS FACILITY GENERATOR	391,177	-	-	-	-	-	-	391,177
69470	FLEET/SANITATION FIRE ALARM SYSTEM	85,800	-	-	-	-	-	-	85,800
		22,743,170	3,719,000	11,962,000	500,000	534,000	5,107,000	-	44,565,170
PARKS ADMINISTRATION									
61121	SCOTT RAKOW YOUTH CENTER-KITCHEN	-	-	150,000	-	-	-	-	150,000
65322	MIAMI BEACH GOLF CLUB LAKE AERATION	-	45,000	-	-	-	-	-	45,000
		-	45,000	150,000	-	-	-	-	195,000
PARKS AND RECREATION									
60022	FLAMINGO PARK NORTH-SOUTH WALKWAY	-	-	300,000	-	-	-	-	300,000
60121	BEACHVIEW FITNESS COURSE REPLACEMENT	-	-	146,000	-	-	-	-	146,000
60122	SOUNDSCAPE PK LED LIGHTING	-	-	75,000	-	-	-	-	75,000
60322	PARKS MAINT. FACILITY RENOVATIONS	-	-	-	335,000	-	-	-	335,000
60523	FLAMINGO FOOTBALL STADIUM RAILINGS	-	-	100,000	-	-	-	-	100,000
61219	N. SHORE TENNIS FACILITY FENCE	47,000	-	-	-	-	-	-	47,000
61319	N. SHORE BANDSHELL PLUMBING REPAIRS	30,000	-	-	-	-	-	-	30,000
62718	N. BEACH PARKS RESTROOM RESTORATION	190,000	91,000	-	-	-	-	-	281,000
63080	BEACH RESTROOMS PAINT AND CONCRETE	260,275	-	-	-	-	-	-	260,275
63318	NORMANDY ISLE PARK POOL RENOVATIONS	64,000	358,000	-	-	-	-	-	422,000
66022	SOUTH POINTE PARK SPLASH PAD	-	-	249,000	-	-	-	-	249,000
66418	FLAMINGO POOL DECK & PUMP ROOM	-	-	-	334,000	-	-	-	334,000

MIAMI BEACH

CITY OF MIAMI BEACH FY 2022 - 2026 CAPITAL IMPROVEMENT PLAN BY PROGRAM

PROJECT	PROGRAM	Previous Years	FY 2022	FY 2023	FY 2024	FY 2025	FY 2026	Future	Total
67040	NORMANDY ISLE PARK & POOL	200,000	-	-	-	-	-	-	200,000
67120	SOUNDSCAPE PARK IMPROVEMENTS	28,000	-	-	-	-	-	-	28,000
67420	FLAMINGO PARK POOL PLAYGROUND	245,584	-	-	-	-	-	-	245,584
68919	GO#52: LED LIGHTING IN PARKS	3,741,000	-	759,000	-	-	-	-	4,500,000
		4,805,859	449,000	1,629,000	669,000	-	-	-	7,552,859
POLICE CHIEF OFFICE									
62423	SECURITY CAMERA BEACHWALK - MID BCH	-	-	890,000	890,000	-	-	-	1,780,000
62623	SECURITY CAMERA BEACHWALK - NORTH BCH	-	-	647,500	647,500	-	-	-	1,295,000
64922	NORTH BEACH OCEANSIDE PARK CCTV SEG	-	156,000	-	-	-	-	-	156,000
		-	156,000	1,537,500	1,537,500	-	-	-	3,231,000
PW ENGINEERING									
64122	BOLLARDS INSTALLATION AND REPL.	-	200,000	302,500	-	-	-	-	502,500
PW GREENSPACE MANAGEMENT									
60011	IRRIGATION SYSTEM MACARTHUR CAUSEWAY	-	-	28,000	-	-	-	-	28,000
65120	GREENSPACE FACILITY SECURITY SYSTEM	-	-	110,000	-	-	-	-	110,000
66520	SOUTH BEACH ROW LANDSCAPE	280,000	-	300,000	100,000	-	-	-	680,000
		280,000	-	438,000	100,000	-	-	-	818,000
PW STREETS									
65021	BELLE ISLE PARK LIGHTING ENHANCEMENT	110,000	-	-	-	-	-	-	110,000
TOURISM & CULTURAL DEPARTMENT									
65022	CONVENTION CENTER RUBBER WALLS AND	-	184,000	-	-	-	-	-	184,000
65023	CONV.CTR. EXHIBIT HALLS FIRE STROBE	-	-	300,000	-	-	-	-	300,000
65122	CONVENTION CENTER ADDITIONAL SECURITY CAMERA	-	250,000	-	-	-	-	-	250,000
		-	434,000	300,000	-	-	-	-	734,000
	TOTAL:	27,939,029	5,573,000	16,319,000	2,806,500	534,000	5,107,000	-	58,278,529
SEAWALLS									
CAPITAL IMPROVEMENT PROGRAM									
27600	SEAWALL-BOTANICAL GARDEN	1,208,662	-	-	-	-	-	-	1,208,662
28790	CONVENTION CENTER DR TO WASHINGTON	1,800,000	-	-	-	-	-	-	1,800,000
		3,008,662	-	-	-	-	-	-	3,008,662
PW ADMINISTRATION									
20220	SEAWALL-DICKENS AV SHORELINE	435,394	-	-	-	-	-	-	435,394
28300	SHANE WATERSPORT SEAWALL	784,000	-	-	-	-	-	-	784,000
29560	BRITTANY BAY PARK SEAWALL	1,109,000	-	-	-	-	-	-	1,109,000
		2,328,394	-	-	-	-	-	-	2,328,394

MIAMI BEACH

CITY OF MIAMI BEACH FY 2022 - 2026 CAPITAL IMPROVEMENT PLAN BY PROGRAM

PROJECT	PROGRAM	Previous Years	FY 2022	FY 2023	FY 2024	FY 2025	FY 2026	Future	Total
PW ENGINEERING									
23618	LENOX COURT & JEFFERSON AVE SEAWALL	300,000	-	-	-	-	-	-	300,000
27170	SEAWALL-BISCAYNE BAY ST END PH. II	1,694,058	-	-	-	-	-	-	1,694,058
27919	GO#39: SEAWALLS & SHORELINES	5,000,000	-	5,000,000	-	-	-	-	10,000,000
28740	SEAWALL - HOLOCAUST MEMORIAL	100,000	-	-	-	-	-	-	100,000
28780	SEAWALL DADE BLVD - WASHINGTON AVE	1,625,000	-	-	-	-	-	-	1,625,000
28820	INDIAN BEACH PARK SEAWALL	715,000	-	-	-	-	-	-	715,000
29020	CITYWIDE SEAWALL REHAB	10,000,000	5,000,000	5,000,000	-	-	-	-	20,000,000
29500	COLLINS CANAL ENHANCEMENT PROJECT	5,458,889	-	-	-	-	-	-	5,458,889
		24,892,947	5,000,000	10,000,000	-	-	-	-	39,892,947
	TOTAL:	30,230,003	5,000,000	10,000,000	-	-	-	-	45,230,003
STREET / SIDEWALKS STREETScape									
CAPITAL IMPROVEMENT PROGRAM									
20330	MIDDLE BEACH REC CORRIDOR PH II	8,313,442	-	-	-	-	-	-	8,313,442
20597	WEST AVENUE PHASE II	105,140,819	-	-	-	-	-	-	105,140,819
21118	STILLWATER ENTRANCE SIGN	-	-	225,000	-	-	-	-	225,000
21270	VENETIAN NEIGH. -ISLANDS	46,372,927	-	-	-	-	-	-	46,372,927
22050	BAYSHORE NEIGH. BID PACK A	25,085,154	-	-	-	-	-	-	25,085,154
23180	BAYSHORE NEIGH. BID PACK D	16,219,308	-	-	-	-	-	-	16,219,308
23270	CITY CENTER COMMERCIAL DISTRICT BPB	25,809,526	-	-	-	-	54,787,421	-	80,596,947
23380	PALM & HIBISCUS ISLAND ENHANCEMENT	50,217,165	-	-	-	-	-	-	50,217,165
27319	GO#31: OCEAN DRIVE CORRIDOR	2,000,000	-	18,000,000	-	-	-	-	20,000,000
27419	GO#32: PALM & HIBISCUS LANDSCAPING	1,000,000	-	-	-	-	-	-	1,000,000
28610	RUE VENDOME PUBLIC PLAZA	2,511,705	-	-	-	-	-	-	2,511,705
28940	BAYSHORE NEIGH. CENTRAL - SOUTH	21,777,204	-	-	-	-	-	-	21,777,204
29300	LINCOLN RD LENOX-COLLINS W/SIDE STR	40,000,000	-	-	-	-	-	-	40,000,000
29310	CONVENTION CNTR LINCOLN RD CONNECTOR	10,000,000	1,800,000	3,400,000	-	-	-	-	15,200,000
29530	COLLINS PARK ANCILLARY IMPROVEMENTS	4,000,000	-	-	-	-	-	-	4,000,000
69790	SUNSET 3 & 4 UTILITY PAYMENT	1,532,002	-	-	-	-	-	-	1,532,002
		359,979,252	1,800,000	21,625,000	-	-	-	54,787,421	438,191,673
ECONOMIC DEVELOPMENT									
65721	MXE LAND USE/MOBILITY/ECONOMIC DEVELOPMENT STUDY	190,000	(190,000)	-	-	-	-	-	-

MIAMI BEACH

CITY OF MIAMI BEACH FY 2022 - 2026 CAPITAL IMPROVEMENT PLAN BY PROGRAM

PROJECT	PROGRAM	Previous Years	FY 2022	FY 2023	FY 2024	FY 2025	FY 2026	Future	Total
ENVIRONMENT SUSTAINABILITY									
20197	CITY CENTER RESILIENCY ENHANCEMENTS	1,000,000	-	-	-	-	-	-	1,000,000
66420	DADE BOULEVARD PEDESTRIAN PATHWAY	225,000	-	-	-	-	-	-	225,000
68219	GO#33: STREET TREE MASTER PLAN	2,500,000	-	2,500,000	-	-	-	-	5,000,000
		3,725,000	-	2,500,000	-	-	-	-	6,225,000
FACILITIES & FLEET MANAGEMENT									
29880	LINCOLN RD MALL ADA PEDESTRIAN	87,500	-	-	-	-	-	-	87,500
65921	71ST STREET BUSINESS CORRIDOR LIGHT	69,000	-	-	-	-	-	-	69,000
69620	S. BOWL SIGNAGE/ PAINTING/ LIGHTING	150,000	-	-	-	-	-	-	150,000
		306,500	-	-	-	-	-	-	306,500
PW ADMINISTRATION									
20922	NORMANDY ISLES DRAINAGE IMPROVEMENT	-	-	-	-	292,000,000	-	-	292,000,000
24020	ORCHARD PARK	250,000	-	-	-	-	-	13,688,421	13,938,421
24120	TOWN CENTER	-	-	96,000,000	-	-	-	-	96,000,000
24619	GO#37: SIDEWALK IMPROVEMENTS	5,200,000	-	3,900,000	-	-	-	3,900,000	13,000,000
27360	RESTORATIVE TREETWELL-PH 4-SOUTH BCH	690,000	-	-	-	-	-	-	690,000
27519	GO#34: ABOVE GROUND IMPROVEMENTS	-	-	23,000,000	-	-	-	20,000,000	43,000,000
27619	GO#35: FLAMINGO PARK NEIGHBORHOOD	-	-	-	-	-	-	20,000,000	20,000,000
27819	GO#38: STREET PAVEMENT	5,800,000	-	12,100,000	-	-	-	12,100,000	30,000,000
28050	EVERGLADES COURT ALLEYWAY PAVING	300,000	-	-	-	-	-	-	300,000
28119	GO#41: LA GORCE NEIGHBORHOOD	-	-	-	-	-	-	14,000,000	14,000,000
28219	GO#44: NORTH SHORE NEIGHBORHOOD	-	-	-	-	-	-	8,000,000	8,000,000
28719	GO#53: SECURITY FOR PUBLIC SPACES	2,000,000	-	2,350,000	-	-	-	-	4,350,000
29810	ALLEYWAY RESTORATION PH III	532,500	-	100,000	-	-	-	-	632,500
61117	RESTORATIVE TREE WELL TREATMENT	292,000	-	-	-	-	-	-	292,000
		15,064,500	-	137,450,000	-	292,000,000	-	91,688,421	536,202,921
PW ENGINEERING									
20078	CITYWIDE STREET PAVEMENT	-	-	-	-	-	-	15,000,000	15,000,000
20177	OCEAN DR. EXTENDED SIDEWALK PROJECT	164,650	-	-	-	-	-	-	164,650
20250	LAGORCE ISLAND-LIGHTING TREES MISC	66,376	-	-	-	-	-	-	66,376
20422	FLAMINGO NEIGHBORHOOD	300,000	-	-	-	-	-	214,000,000	214,300,000
20522	NAUTILUS NEIGHBORHOOD	-	-	-	-	-	-	29,486,421	29,486,421
20587	1ST STREET-ALTON RD TO WASHINGTON	26,870,741	20,000,000	-	-	-	-	-	46,870,741
20607	11TH STREET-FLAMINGO NEIGHBORHOOD	7,602,460	-	-	-	-	-	-	7,602,460

MIAMI BEACH

CITY OF MIAMI BEACH FY 2022 - 2026 CAPITAL IMPROVEMENT PLAN BY PROGRAM

PROJECT	PROGRAM	Previous Years	FY 2022	FY 2023	FY 2024	FY 2025	FY 2026	Future	Total
23220	NORTH SHORE NEIGH. IMPROVEMENTS	7,339,268	-	-	-	-	-	60,127,421	67,466,689
23240	LA GORCE NEIGHBORHOOD IMPROVEMENTS	2,267,141	-	-	-	-	-	80,000,000	82,267,141
23300	FLAMINGO NEIGHBORHOOD-SOUTH	7,478,640	-	-	-	-	-	-	7,478,640
23360	WEST AVE/BAY RD NEIGH.	25,902,873	-	-	-	-	-	-	25,902,873
29320	17TH STREET NORTH IMPROVEMENTS	2,000,000	-	-	-	-	-	-	2,000,000
60237	COLLINS / HARDING ALLEY RESTORATION	100,000	-	-	-	-	-	-	100,000
		80,092,149	20,000,000	-	-	-	-	398,613,842	498,705,991
PW GREENSPACE MANAGEMENT									
29760	RESTORATIVE TREETWELL-PH 3	683,911	-	-	-	-	-	-	683,911
61619	NORTH BEACH ROW LANDSCAPING	270,000	-	300,000	100,000	-	-	-	670,000
62019	MIDDLE BEACH ROW LANDSCAPE	90,285	136,000	300,000	150,000	-	-	-	676,285
63521	RESTORATIVE TREE WELL CITYWIDE	-	-	480,000	240,000	-	-	-	720,000
64119	INDIAN CREEK LANDSCAPE & IRRIGATION	1,200,000	-	-	-	-	-	-	1,200,000
		2,244,196	136,000	1,080,000	490,000	-	-	-	3,950,196
PW STREETS									
20000	PAVEMENT & SIDEWALK PROGRAM	1,732,986	-	463,000	-	-	-	-	2,195,986
25650	CITYWIDE CURB RAMP INSTALLATION	112,560	-	-	-	-	-	-	112,560
26700	ROW IMPROVEMENT PROJECT	1,844,084	-	-	-	-	-	-	1,844,084
		3,689,630	-	463,000	-	-	-	-	4,152,630
TOURISM & CULTURAL DEPARTMENT									
21019	SHORT-TERM 41ST ST RECOMMENDATIONS	100,000	-	-	-	-	-	-	100,000
27719	GO#36: WASHINGTON AVE. CORRIDOR	1,000,000	-	9,000,000	-	-	-	-	10,000,000
28019	GO#40: 41 ST. CORRIDOR	1,500,000	-	13,500,000	-	-	-	-	15,000,000
28630	BONITA DRIVE STREET END IMPROVEMENT	135,000	-	-	-	-	-	-	135,000
		2,735,000	-	22,500,000	-	-	-	-	25,235,000
TRANSPORTATION									
21319	ROYAL PALM AVE & 46TH STREET CIRCLE	107,000	(107,000)	-	-	-	-	-	-
27910	MERIDIAN AVE SHARED USE PATH	278,000	756,000	-	-	-	-	-	1,034,000
62222	WEST AVENUE BICYCLE LANES PHASE II	-	131,000	533,072	-	-	-	-	664,072
62322	ORCHARD PARK TRAFFIC CALMING	-	245,505	1,473,867	-	-	-	-	1,719,372
62617	72ND STREET PROTECTED BIKE LANE	519,000	-	-	-	-	-	-	519,000
		904,000	1,025,505	2,006,939	-	-	-	-	3,936,444
TOTAL:		468,930,227	22,771,505	187,624,939	490,000	292,000,000		545,089,684	1,516,906,355

MIAMI BEACH

CITY OF MIAMI BEACH FY 2022 - 2026 CAPITAL IMPROVEMENT PLAN BY PROGRAM

PROJECT	PROGRAM	Previous Years	FY 2022	FY 2023	FY 2024	FY 2025	FY 2026	Future	Total
STREET LIGHTING									
FACILITIES & FLEET MANAGEMENT									
27070	BEACHWALK LIGHTING RETRO	665,625	-	-	-	-	-	-	665,625
62940	CITYWIDE PARKING LOT LIGHTING	450,000	-	-	-	-	-	-	450,000
		1,115,625	-	-	-	-	-	-	1,115,625
PW ADMINISTRATION									
64918	SMART LIGHTING MASTER PLAN	2,463,895	-	1,200,000	600,000	600,000	-	-	4,863,895
69019	GO#55: STREET LIGHTING IMPROVEMENTS	3,500,000	-	6,500,000	-	-	-	-	10,000,000
		5,963,895	-	7,700,000	600,000	600,000	-	-	14,863,895
PW ENGINEERING									
21218	5TH STREET FLYOVER LIGHTING	148,779	-	-	-	-	-	-	148,779
PW STREETS									
27800	STREET LIGHTING IMPROVEMENTS	996,305	-	-	629,000	-	-	50,000,000	51,625,305
	TOTAL:	8,224,604	-	7,700,000	1,229,000	600,000	-	50,000,000	67,753,604
TRANSIT / TRANSPORTATION									
CAPITAL IMPROVEMENT PROGRAM									
20327	2 WAY CONVERSION 42ND ST. SHERIDAN	510,000	-	-	-	-	-	-	510,000
27940	EUCLID AVE. - FROM 17TH ST & 5TH ST	470,000	-	-	-	-	-	-	470,000
		980,000	-	-	-	-	-	-	980,000
FACILITIES & FLEET MANAGEMENT									
20521	JULIA TUTTLE ENTRANCE SIGN	-	-	275,000	-	-	-	-	275,000
TRANSPORTATION									
20018	ADAPTIVE TRAFFIC SIGNAL CONTROLS	-	-	-	-	-	1,800,000	-	1,800,000
20118	BAYSHORE NEIGH. TRAFFIC CALMING 1A	378,075	-	-	-	-	-	-	378,075
20200	TRANSPORTATION CAPITAL INITIATIVE	42,492,028	-	-	-	-	-	-	42,492,028
20218	NAUTILUS TRAFFIC CALMING PHASE I	355,500	-	-	-	-	-	-	355,500
20221	16TH STREET PROTECTED BIKE LANES	-	90,000	560,000	-	-	-	-	650,000
20318	VENETIAN ILLUMINATED CROSSWALKS	180,000	-	-	-	-	-	-	180,000
20617	NEW BUS SHELTER DESIGNS	504,251	-	-	-	-	-	-	504,251
20620	LA GORCE / PINE TREE DR BIKE LANES	-	230,000	-	1,570,000	-	-	-	1,800,000
20718	SIGNALIZATION ALTON RD AND 4TH ST	580,000	-	-	-	-	-	-	580,000
20818	ROYAL PALM NEIGHBORHOOD GREENWAY	430,000	-	-	-	-	-	-	430,000
21014	BICYCLE LANES/SHARED USE PATH IMPROVEMENTS	130,000	-	844,247	-	1,980,000	-	-	2,954,247
21419	MERIDIAN AVENUE PEDESTRIAN CROSSING	410,000	-	-	-	-	-	-	410,000
21522	ALTON ROAD SHARED USE PATH PHASE II	-	-	-	-	-	3,631,000	-	3,631,000
22518	ENHANCED CROSSWALKS	480,000	-	-	-	-	-	-	480,000

MIAMI BEACH

CITY OF MIAMI BEACH FY 2022 - 2026 CAPITAL IMPROVEMENT PLAN BY PROGRAM

PROJECT	PROGRAM	Previous Years	FY 2022	FY 2023	FY 2024	FY 2025	FY 2026	Future	Total
23020	ALTON RD & 16TH STREET INTERSECTION	540,000	-	-	-	-	-	-	540,000
27860	51ST STREET NEIGHBORHOOD GREENWAY	50,000	-	-	-	-	-	-	50,000
28080	INTELLIGENT TRANSPORT SYSTEM	18,776,260	-	-	-	-	-	-	18,776,260
60177	SOUTH BEACH PEDESTRIAN ZONES	950,000	-	-	-	-	-	-	950,000
60222	NORTH BEACH GREENWAYS PHASE III	-	-	150,000	1,170,220	-	-	-	1,320,220
60257	BAY DRIVE NEIGHBORHOOD GREENWAY	100,000	-	-	-	-	-	-	100,000
60327	10TH STREET NEIGHBORHOOD GREENWAY	-	190,000	224,000	1,080,000	-	-	-	1,494,000
62517	MERIDIAN AVENUE BICYCLE LANES	250,000	-	-	-	-	-	-	250,000
62521	NORTH BEACH GREENWAYS- PHASE II	604,230	110,000	-	-	-	-	-	714,230
62717	73RD STREET PROTECTED BIKE LANES	239,000	-	-	-	-	-	-	239,000
64190	ENTRANCE SIGNS TO NORTH BEACH	58,000	600,000	91,000	831,679	-	-	-	1,580,679
65221	PINE TREE DRIVE AND 46TH STREET	603,603	-	-	-	-	-	-	603,603
65321	PRAIRIE AVENUE AND 44TH STREET/CHAS	84,420	520,000	-	-	-	-	-	604,420
65518	JEFFERSON AVE & 15TH ST BEACONS	74,200	-	-	-	-	-	-	74,200
66122	INDIAN CREEK DRIVE PROTECTED BIKE	-	131,000	-	-	-	-	-	131,000
66222	71ST STREET BRIDGE BIKE LANES	-	100,000	-	-	-	-	-	100,000
68419	GO#42: TRAFFIC CALMING	1,500,000	-	500,000	-	-	-	-	2,000,000
68619	GO#43: BIKE LANES & SHARED USE PATH	2,500,000	-	2,500,000	-	-	-	-	5,000,000
69820	NORTH BEACH GREENWAYS PHASE I	448,625	-	-	-	-	-	-	448,625
		72,718,192	1,971,000	4,869,247	4,651,899	1,980,000	5,431,000	-	91,621,338
	TOTAL:	73,698,192	1,971,000	5,144,247	4,651,899	1,980,000	5,431,000	-	92,876,338
UTILITIES									
ENVIRONMENT SUSTAINABILITY									
62619	ENERGY SUB-METERS IN MUN. BUILDINGS	68,000	-	-	-	-	-	-	68,000
PW ADMINISTRATION									
20124	ALLISON ISLAND NORTH	-	-	-	-	-	-	6,154,321	6,154,321
20224	NORMANDY SHORES	-	-	-	-	-	-	29,147,027	29,147,027
20323	LA GORCE ISLAND	-	-	-	-	-	-	9,104,921	9,104,921
20324	BELLE ISLE	-	-	-	-	-	-	4,550,621	4,550,621
20424	BISCAYNE BEACH	-	-	-	-	-	-	20,445,421	20,445,421
20524	BISCAYNE POINT	-	-	-	-	-	-	13,266,321	13,266,321
20624	CENTRAL BAYSHORE	-	-	-	-	-	-	7,963,400	7,963,400
20724	INDIAN CREEK PARKWAY	-	-	-	-	-	-	9,217,121	9,217,121
20824	PARK VIEW ISLAND	-	-	-	-	-	-	4,759,121	4,759,121

MIAMI BEACH

CITY OF MIAMI BEACH FY 2022 - 2026 CAPITAL IMPROVEMENT PLAN BY PROGRAM

PROJECT	PROGRAM	Previous Years	FY 2022	FY 2023	FY 2024	FY 2025	FY 2026	Future	Total
20924	STAR ISLAND	-	-	-	-	-	-	6,032,621	6,032,621
21122	SUNSET ISLAND 1	-	-	-	-	-	-	5,319,421	5,319,421
21222	SUNSET ISLAND 2	-	-	-	-	-	-	7,446,121	7,446,121
22320	LAKEVIEW NEIGHBORHOOD IMPROVEMENTS	-	-	-	-	-	-	41,000,000	41,000,000
22418	MT. SINAI STORMWATER PUMP STATION	-	-	-	-	-	-	19,727,421	19,727,421
60319	WATER METER REPLACEMENT PROGRAM	16,104,893	-	-	-	-	-	-	16,104,893
60419	DERM & EPA CONSENT DECREE	1,400,000	500,000	2,800,000	2,800,000	2,800,000	2,800,000	-	13,100,000
65421	VALVE REPLACEMENT PROGRAM	931,635	1,859,853	-	-	-	-	-	2,791,488
		16,436,528	2,359,853	2,800,000	2,800,000	2,800,000	2,800,000	184,133,858	216,130,239
FW ENGINEERING									
20527	FDOT UTILITIES RELOCATION	1,077,529	1,500,000	-	17,000,000	-	-	-	19,577,529
20619	WASTE WATER STATIONS REHABILITATION	11,103,400	2,870,733	2,339,267	-	-	-	-	16,313,400
20719	SCADA AND PLC SYSTEMS	7,238,000	-	-	-	-	-	-	7,238,000
21220	INDIAN CREEK STREET DRAINAGE IMP.	22,308,926	-	-	-	-	-	-	22,308,926
21720	DRAINAGE SYSTEM WATER QUALITY PILOT	500,000	-	-	-	-	-	-	500,000
23000	SUNSET HARBOUR PUMPSTATION UPGRADES	28,275,370	-	-	-	-	-	-	28,275,370
27370	54IN DIAMETER REDUNDANT SEWER FORCE	17,644,487	-	-	-	-	-	-	17,644,487
28120	WATER PUMP STATIONS IMPROVEMENTS	5,595,000	2,595,937	2,115,063	-	-	-	-	10,306,000
28220	WASTEWATER MANHOLE REHABILITATION	3,045,000	1,592,000	1,639,091	1,688,263	-	-	-	7,964,354
28320	SEWER PUMP STATION ODOR CONTROL	850,600	-	-	-	-	-	-	850,600
28420	SWR PUMP STATION # 18 IMPROVEMENTS	1,400,000	-	-	-	-	-	-	1,400,000
28520	WATER & WASTEWATER MAINS AND REHAB	26,417,709	7,833,710	21,823,162	15,268,653	-	-	-	71,343,234
28920	BIOSWALE PILOT PROJECT	850,000	-	-	-	-	-	-	850,000
29820	STORM WATER OUTFALLS	2,000,000	-	-	-	-	-	-	2,000,000
		128,306,021	16,392,379	27,916,584	33,956,916	-	-	-	206,571,900
TRANSPORTATION									
22018	FIBER COMMUNICATIONS INSTALLATION	292,000	-	-	-	-	-	-	292,000
	TOTAL:	147,102,549	18,752,232	30,716,584	36,756,916	2,800,000	2,800,000	184,133,858	423,062,139
	GRAND TOTAL:	1,693,228,914	69,838,737	383,111,370	62,470,985	310,332,100	15,362,000	792,053,542	3,326,397,648