

**RESOLUTION NO. 2024-33297**

**A RESOLUTION OF THE MAYOR AND CITY COMMISSION OF THE CITY OF MIAMI BEACH, FLORIDA, ADOPTING THE FINAL CAPITAL IMPROVEMENT PLAN FOR FISCAL YEARS 2025 – 2029 AND ADOPTING THE CITY OF MIAMI BEACH FINAL CAPITAL BUDGET FOR FISCAL YEAR 2025.**

**WHEREAS**, the Fiscal Years (FY) 2025 – 2029 Capital Improvement Plan (CIP) for the City of Miami Beach is a five-year plan for public improvements and capital expenditures by the City and is an official statement of public policy regarding long-range physical development in the City of Miami Beach; and

**WHEREAS**, the first year of the FY 2025 – 2029 CIP represents the final Capital Budget appropriation for FY 2025; and

**WHEREAS**, the final CIP has been updated to include projects that will be active during FY 2025 through 2029; and

**WHEREAS**, the final Capital Budget itemizes project funds to be committed during the upcoming fiscal year and details expenditures for project components which include architectural and engineering, construction, equipment, Art in Public Places (AiPP), and other project-related costs; and

**WHEREAS**, capital funding priorities for FY 2025 were discussed at the June 21<sup>st</sup> and July 12<sup>th</sup> meetings of the Finance and Economic Resiliency Committee (“the Committee”) and the September 16, 2024 meeting of the City commission and adjustments were made to the funding recommendations that were presented by the Administration per direction from the Committee and City Commission; and

**WHEREAS**, at the first public hearing on September 16, 2024, the Mayor and City Commission tentatively adopted the FY 2025 Capital Budget and the FY 2025 - 2029 five-year CIP; and

**WHEREAS**, the final Capital Budget for FY 2025 totals \$74,314,465 and is recommended by the Administration for adoption at this time for projects and capital equipment acquisitions; and

**WHEREAS**, based on current schedules, additional water, sewer, and storm water projects are financed over a series of years; and


**WHEREAS**, the proposed sources of funding for the final FY 2025 Capital Budget with the five-year plan are included in Attachment “A” and the projects to be adopted in the final FY 2025 Capital Budget with the five-year CIP are included in Attachment “B.”

**NOW, THEREFORE, BE IT RESOLVED BY THE MAYOR AND CITY COMMISSION OF THE CITY OF MIAMI BEACH, FLORIDA**, that the Mayor and City

Commission hereby adopts the final Capital Improvement Plan (CIP) for FY 2025 through 2029 and adopts the City of Miami Beach's final Capital Budget for FY 2025, as set forth in Attachments "A" and "B."

**PASSED AND ADOPTED** this 25<sup>th</sup> day of September, 2024.

**ATTEST:**




SEP 26 2024

\_\_\_\_\_  
Rafael E. Granado, Secretary

  
\_\_\_\_\_  
Steven Meiner, Chairperson

APPROVED AS TO  
FORM & LANGUAGE  
& FOR EXECUTION


  
\_\_\_\_\_  
City Attorney

9/18/2024  
\_\_\_\_\_  
Date

STATE OF FLORIDA  
COUNTY OF MIAMI-DADE

I, RAFAEL E. GRANADO, City Clerk of the City of Miami Beach, Florida, do hereby certify that the above and foregoing is a true and correct copy of the original thereof on file in this office.

WITNESS my hand and seal of said City this  
26 day of SEPT, 2024.

  
\_\_\_\_\_  
Rafael E. Granado  
City Clerk of the City of Miami Beach, Florida

RAFAEL E. GRANADO  
SEP 26 2024



PROJECT	PROJECT NAME	Previous Years	FY 2025	FY 2026	FY 2027	FY 2028	FY 2029	Total
<b>106 TRANSPORTATION FUND 106</b>								
20118	BAYSHORE NEIGH. TRAFFIC CALMING 1A	1,636,001	885,564	-	-	-	-	2,521,565
20221	16TH ST PROTECTED BIKE LANES	90,000	-	-	-	-	-	90,000
20318	VENETIAN ILLUMINATED CROSSWALKS	180,000	-	-	-	-	-	180,000
20620	LA GORCE / PINE TREE DR BIKE LANES	1,902,050	(445,043)	-	-	-	-	1,457,007
20827	17TH STREET BICYCLE LANE	-	-	165,513	594,179	-	-	759,692
21014	BICYCLE LANES/SHARED USE PTH IMPROV	3,465,450	-	-	-	-	-	3,465,450
21524	MB SENIOR HIGH PEDESTRIAN ENHNCMNTS	1,388,004	-	-	-	-	-	1,388,004
21624	MB SENIOR HIGH PICKUP/DROPOFF LANE	600,000	-	-	-	-	-	600,000
22823	MERIDIAN AVE & LINCOLN LN CROSSWALK	14,000	-	-	-	-	-	14,000
22923	HAWTHORNE AVENUE NEIGHBORHOOD GRNWX	-	-	1,219,239	-	-	-	1,219,239
23223	SOUTH OF FIFTH NEIGH. TRAFFIC CALM.	-	613,933	-	-	-	-	613,933
27930	PARKVIEW ISLAND PARK SHARED PATH	-	238,461	-	5,000,000	-	-	5,238,461
29530	COLLINS PARK ANCILLARY IMPROVEMENTS	462,500	-	-	-	-	-	462,500
60177	SOUTH BEACH PEDESTRIAN ZONES	832,902	1,865,804	-	-	-	-	2,698,706
60327	10TH ST NEIGHBORHOOD GREENWAY	190,000	-	-	-	-	-	190,000
61525	20TH ST NEIGHBORHOOD GREENWAY	-	-	12,750	99,395	-	-	112,145
61625	NORTH BAY ROAD NEIGH. GREENWAY	-	-	5,576,896	-	-	-	5,576,896
61725	FAIRWAY DRIVE SHARED-USE PATH	-	-	-	1,419,838	-	-	1,419,838
61825	BIARRITZ DR. NEIGHBORHOOD GREENWAY	-	-	530,400	-	-	-	530,400
61826	69TH STREET BUFFERED BIKE LANES	-	-	328,410	1,139,724	-	-	1,468,134
62222	WEST AVE BICYCLE LANES PHASE II	108,000	-	-	-	-	-	108,000
62224	6TH STREET NEIGHBORHOOD GREENWAY	525,000	-	-	2,382,450	-	-	2,907,450
62322	ORCHARD PARK TRAFFIC CALMING	256,424	-	708,275	-	-	-	964,699
62424	CITYWIDE RAISED CROSSWLKS & INTRSEC	124,000	-	792,360	-	-	-	916,360
63628	21ST ST PROTECTED BICYCLE LANES	-	-	-	1,662,729	-	-	1,662,729
63928	15TH ST NEIGHBORHOOD GREENWAY	-	-	-	318,750	2,484,863	-	2,803,613
65221	PINE TREE DR/46TH ST TRAFFIC CIRCLE	-	-	2,578,095	-	-	-	2,578,095
65725	NORMANDY ISLE NEIGHBORHOOD TRAFFIC	1,822,698	-	-	-	-	-	1,822,698
66122	INDIAN CREEK DR PROTECTED BIKE LANE	868,000	-	-	-	-	-	868,000
66222	71ST ST BRIDGE BIKE LANES/ENHANCMT	1,546,210	-	-	-	-	-	1,546,210
66923	SOUTH POINTE DR PROTECTED BIKE LANE	-	-	1,252,371	-	-	-	1,252,371
69828	FLAMINGO PARK NEIGH. SLOW STREETS	1,200,000	-	-	-	-	-	1,200,000
<b>Fund Total:</b>		<b>17,211,239</b>	<b>3,158,719</b>	<b>13,164,309</b>	<b>12,617,065</b>	<b>2,484,863</b>	<b>-</b>	<b>48,636,195</b>

PROJECT	PROJECT NAME	Previous Years	FY 2025	FY 2026	FY 2027	FY 2028	FY 2029	Total
<b>112 RESILIENCY</b>								
20525	WEST AVENUE PH III	5,859,000	-	-	-	-	-	5,859,000
20527	FDOT ALTON RD. UTILITIES RELOCATION	-	-	-	-	-	4,700,424	4,700,424
20587	1ST ST ALTON RD-WASHINGTON PH.1&2	19,224,594	-	-	-	-	-	19,224,594
20597	WEST AVE PHASE II	8,576,131	-	-	-	-	-	8,576,131
21220	INDIAN CREEK STREET DRAINAGE IMP.	4,998,548	-	-	-	-	-	4,998,548
26270	BAYSHORE PARK (PAR 3)	3,500,000	-	-	-	-	-	3,500,000
29020	CITYWIDE SEAWALL REHAB	5,000,000	-	-	-	-	-	5,000,000
29310	CONV.CTR./LINCOLN RD CONNECTOR	1,800,000	-	-	-	-	-	1,800,000
	<b>Fund Total:</b>	<b>48,958,273</b>	<b>-</b>	<b>-</b>	<b>-</b>	<b>-</b>	<b>4,700,424</b>	<b>53,658,697</b>
<b>115 HUD SECTION 108 LOAN</b>								
23220	NORTH SHORE NEIGH. IMPROVEMENTS	1,017,391	-	-	-	-	-	1,017,391
	<b>Fund Total:</b>	<b>1,017,391</b>	<b>-</b>	<b>-</b>	<b>-</b>	<b>-</b>	<b>-</b>	<b>1,017,391</b>
<b>121 SUNSET ISLAND 3&amp;4 UNDERGROUND</b>								
69790	SUNSET 3 & 4 UTILITY PAYMENT	1,532,002	-	-	-	-	-	1,532,002
	<b>Fund Total:</b>	<b>1,532,002</b>	<b>-</b>	<b>-</b>	<b>-</b>	<b>-</b>	<b>-</b>	<b>1,532,002</b>
<b>125 CAPITAL RENEWAL &amp; REPLACEMENT</b>								
20000	PAVEMENT & SIDEWALK CONDTN ASSEMNT	37,986	-	-	-	-	-	37,986
20237	FAIRWAY PARK IMPROVEMENTS	1,923	-	-	-	-	-	1,923
20328	SCOTT RAKOW YOUTH CTR ICE RINK ROOF	-	-	-	-	400,000	-	400,000
21821	MBPD HQ RENOVATION/RELOCATION	99,600	-	-	-	-	-	99,600
27800	CITY WIDE STREET LIGHTING IMPROV	300,000	-	-	-	-	-	300,000
60007	MBPD HQ NEW GENERATOR	615,000	-	-	-	-	-	615,000
60328	OCEAN RESCUE EXTERIOR DOOR REPLCMNT	-	-	-	-	80,000	-	80,000
60426	FIRE STATION #2 ADMIN-INT. PAINTING	-	-	96,000	-	-	-	96,000
60427	NORTH SHORE COMMUNITY CENTER - HVAC	-	-	-	35,000	-	-	35,000
60519	CITY HALL 40-YR STRUCTURAL RECERT	362,823	-	-	-	-	-	362,823
60520	MBPD CONDENSER AND PUMPS	-	125,000	-	-	-	-	125,000
60526	FIRE STATION 2 ADMIN - 1ST & 2ND FL	-	-	96,000	-	-	-	96,000
60618	HISTORIC CITY HALL FIRE ALARM	146,218	-	-	-	-	-	146,218
60626	FIRE STATION 2 - AWNING STRUCTURE	-	-	244,000	-	-	-	244,000
60719	UNIDAD BLDG ELEVATOR MODERNIZATION	70,000	-	-	-	-	-	70,000
60726	FIRE STATION 2 - LED LIGHT RETROFIT	-	-	84,000	-	-	-	84,000
60826	FIRE STATION 3 - WATCH OFFICE RENO.	-	-	61,000	-	-	-	61,000

PROJECT	PROJECT NAME	Previous Years	FY 2025	FY 2026	FY 2027	FY 2028	FY 2029	Total
60926	HISTORIC CITY HALL PAINTED FINISH	-	-	244,000	-	-	-	244,000
61026	HCH 1ST/2ND FLOOR EXTERIOR WINDOWS	-	-	98,000	-	-	-	98,000
61121	SCOTT RAKOW YOUTH CENTER-KITCHEN	-	-	-	150,000	-	-	150,000
61126	HCH EXTERIOR WINDOWS-SEALING	-	-	199,340	44,660	-	-	244,000
61521	CITY HALL LOADING DOCK RESURFACING	-	-	70,000	-	-	-	70,000
61531	SOUTH SHORE COMM. CTR. ELEVATOR & CHILLER	-	250,000	-	-	-	-	250,000
61726	CITY HALL WOODEN DOOR REPLACEMENTS	-	-	300,000	-	-	-	300,000
62622	HISTORIC CITY HALL FRONT ELEVATION	-	-	69,000	-	-	-	69,000
62822	INTERNAL AFFAIRS RESTROOM RENOVATN	-	-	139,000	-	-	-	139,000
62823	SCOTT RAKOW ICE RINK REFRIGERATION	-	521,376	-	-	-	-	521,376
62923	FLAMINGO PARK HURRICANE WINDOWS	-	98,000	-	-	-	-	98,000
63023	HISTORIC CITY HALL 2ND FLOOR RSTRMS	-	-	74,000	-	-	-	74,000
63080	BEACH RESTROOMS PAINT AND CONCRETE	225,000	-	-	-	-	-	225,000
63323	MBPD NESS DOCK RENOVATION	-	-	77,000	-	-	-	77,000
63422	HISTORIC CITY HALL ENRGY EFF WINDOW	-	-	52,000	-	-	-	52,000
63423	NORMANDY POOL LIGHTING IMPROVEMENT	-	-	41,000	-	-	-	41,000
63723	FIRE ADMINISTRATION FLOOR RENEWAL	-	-	50,000	-	-	-	50,000
63729	1755 BUILDING ELEVATOR CONTROLS	-	-	-	-	-	100,000	100,000
63821	MBPD 4TH FLOOR HVAC CONTROLS	312,000	-	-	-	-	-	312,000
63823	FIRE ADMIN BLDG UPS SYSTEM RENEWAL	-	-	39,000	-	-	-	39,000
63825	344 ALTON RD 30-YR RECERTIFICATION	150,000	-	-	-	-	-	150,000
63829	53RD STREET RESTROOM DOOR ASSEMBLY	-	-	-	-	-	35,000	35,000
63921	1701 MERIDIAN AVE 50 YEAR RECERT.	50,500	-	-	-	-	-	50,500
63925	CITYWIDE BUILDING RECERTIFICATION	200,000	-	-	-	-	-	200,000
63929	ART DECO ACT SYSTEM RENEWAL	-	-	-	-	-	60,000	60,000
64020	CITY HALL CARD ACCESS SYSTEM REPL.	80,436	-	-	-	-	-	80,436
64021	HISTORIC CITY HALL 90 YEAR RECERT.	1,066,000	1,000,000	1,000,000	1,000,000	1,000,000	-	5,066,000
64025	NORMANDY ISLE PARK AND POOL HURRICA	150,000	-	-	-	-	-	150,000
64029	ART DECO ELECTRIC CONTROLS RENEWAL	-	-	-	-	-	60,000	60,000
64125	HISTORIC JETTY LIFEGUARD TOWER	150,000	-	-	-	-	-	150,000
64129	ART DECO ELEVATOR CNTRL PANEL RENEW	-	-	-	-	-	25,000	25,000
64221	BASS MUSEUM WINDOW REPLACEMENT	101,855	-	-	-	-	-	101,855
64229	ART DECO EXT. STAIRS TERRAZO MEDIUM	-	-	-	-	-	60,000	60,000
64322	1755 MERIDIAN ROOF REPLACEMENT	82,000	-	-	-	-	-	82,000

PROJECT	PROJECT NAME	Previous Years	FY 2025	FY 2026	FY 2027	FY 2028	FY 2029	Total
64325	HISTORIC CITY HALL HVAC RENEWAL	-	500,000	-	-	-	-	500,000
64329	ART DECO FOUNTAIN EQUIPMENT RENEWAL	-	-	-	-	-	30,000	30,000
64425	MBPD AIR HANDLING UNIT REPLACEMENT	-	70,000	-	-	-	-	70,000
64429	ART DECO LANDSCAPE LIGHTING RENEWAL	-	-	-	-	-	50,000	50,000
64522	MBPD MAIN ROOF REPAIRS	241,146	-	-	-	-	-	241,146
64529	ART DECO MODIFIED BITUMEN RENEWAL	-	-	-	-	-	235,000	235,000
64625	KITTY CAMPUS SIDEWALK RAMP AND RAIL	-	-	200,000	-	-	-	200,000
64629	ART DECO STONE WALL-COQUINA RENEWAL	-	-	-	-	-	35,000	35,000
64725	FLAMINGO PARK POOL ROOF RENEWALS	-	80,000	-	-	-	-	80,000
64729	ART DECO WATER COOLERS RENEWAL	-	-	-	-	-	50,000	50,000
64829	ART DECO COOLING TOWER RENEWAL	-	-	-	-	-	25,000	25,000
64925	NORMANDY ISLE POOL ELECTRCL IMPRVMT	-	-	40,000	-	-	-	40,000
64929	BASS MUSEUM OF ART ADA - EXT. DOORS	-	-	-	-	-	60,000	60,000
65025	ART DECO 30 GAL WATER HEATER	-	-	50,000	-	-	-	50,000
65029	BASS MUSEUM OF ART PLUMBING FIXTURE	-	-	-	-	-	25,000	25,000
65120	GREENSPACE FACILITY SECURITY SYSTEM	-	40,000	-	-	-	-	40,000
65125	64TH ST RESTROOM DOOR SYSTEMS RNWL	-	-	50,000	-	-	-	50,000
65129	BEACH PATROL HQ ACT SYSTEM RENEWAL	-	-	-	-	-	35,000	35,000
65229	BEACH PATROL HQ STRUCTURAL REPAIRS	-	-	-	-	-	50,000	50,000
65323	SCOTT RAKOW YOUTH CTR - STRUCTURE	312,000	-	-	-	-	-	312,000
65329	BEACH PATROL HQ LIGHTING RENEWAL	-	-	-	-	-	50,000	50,000
65420	MBPD NESS PARKING LOT	233,000	-	-	-	-	-	233,000
65423	NORTH SHORE COMMUNITY CTR. WINDOW	60,000	-	-	-	-	-	60,000
65429	BEACH PATROL HQ BITUMEN RENEWAL	-	-	-	-	-	50,000	50,000
65520	MBPD NESS PAINTING, FLOORING	-	-	234,000	-	-	-	234,000
65526	FIRE STATION #2 -40YR CERTIFICATION	-	294,014	-	-	-	-	294,014
65529	BEACH PATROL HQ WOOD RENEWAL	-	-	-	-	-	40,000	40,000
65623	FIRE STATION 2 - ELEV. CONTR. PANEL	37,000	-	-	-	-	-	37,000
65626	SCOTT RAKOW YOUTH CENTER -40YR CERT	-	300,000	-	-	-	-	300,000
65628	NORMANDY ISLE PARK/POOL EXT LIGHTS	-	-	-	-	80,000	-	80,000
65629	BEACH PATROL HQ RESTROOMS REMODEL	-	-	-	-	-	180,000	180,000
65720	HCH ROOF ACCESS LADDER	100,000	-	-	-	-	-	100,000
65723	MBPD NESS FIRE ALARM PANEL RENEWAL	61,000	-	-	-	-	-	61,000
65726	NORMANDY ISLE POOL-40 YR CERT	-	200,000	-	-	-	-	200,000

PROJECT	PROJECT NAME	Previous Years	FY 2025	FY 2026	FY 2027	FY 2028	FY 2029	Total
65729	BOYS & GIRLS CLUB CONCRETE - SEALED	-	-	-	-	-	30,000	30,000
65823	FIRE STATION 4 - FIRE ALARM RENEWAL	98,000	-	-	-	-	-	98,000
65826	SMITH&WOLLENSKY- 40YR CERTIFICATION	-	150,000	-	-	-	-	150,000
65828	SRYC ICE RINK DASHER BOARDS	-	-	-	-	500,000	-	500,000
65829	BOYS & GIRLS CLUB AIR HANDLER RENEW	-	-	-	-	-	25,000	25,000
65920	MBFD STATIONS SECURITY UPGRADES	126,000	-	-	-	-	-	126,000
65926	MBPD - 40 YEAR CERTIFICATION	-	300,000	-	-	-	-	300,000
65928	SRYC ICE RINK HVAC CONTROLS	-	-	-	-	40,000	-	40,000
65929	CARL FISHER CLUBHOUSE PAINT MASONRY	-	-	-	-	-	25,000	25,000
66026	ONE OCEAN DRIVE-40YR CERTIFICATION	-	17,664	-	-	-	-	17,664
66028	SRYC BUILDING HVAC CONTROLS	-	-	-	-	120,000	-	120,000
66029	CITY HALL EXT. LANDING ELEVATION	-	-	-	-	-	30,000	30,000
66128	SRYC PAINTING & WATERPROOFING RNWL	-	-	-	-	300,000	-	300,000
66129	CITY HALL INTERIOR FIRE-RATED DOORS	-	-	-	-	-	50,000	50,000
66220	HISTORIC CITY HALL ELEVATOR	304,500	-	-	-	-	-	304,500
66229	CITY HALL PARTITIONS - EGRESS	-	-	-	-	-	40,000	40,000
66325	CITY HALL PEDESTRIAN BRIDGE LOUVERS	-	-	100,000	-	-	-	100,000
66329	CITY HALL PEDESTRIAN PAVEMENT RNWL	-	-	-	-	-	60,000	60,000
66425	POLICE SOUTH SUBSTATION IMPROVEMENT	-	-	200,000	-	-	-	200,000
66429	COLONY THEATER INTERIOR PANIC H/W	-	-	-	-	-	50,000	50,000
66529	COLONY THEATER WATER COOLERS RNWL	-	-	-	-	-	50,000	50,000
66629	CRESPI PARK BUILDING EXHAUST SYSTEM	-	-	-	-	-	25,000	25,000
66729	CRESPI PARK BUILDING LIGHTING - EXT	-	-	-	-	-	25,000	25,000
66829	JACKIE GLEASON THEATER DOOR RENEWAL	-	-	-	-	-	50,000	50,000
66929	FIRE STATION #2 - ADA COMPLIANCE	-	-	-	-	-	25,000	25,000
67028	FIRE STATION #4 PAINT & WATRPRFNG	-	-	200,000	-	-	-	200,000
67029	FIRE STATION #2 - GLASS BLOCK WALLS	-	-	-	-	-	100,000	100,000
67040	NORMANDY ISLE PARK & POOL	200,000	-	-	-	-	-	200,000
67126	UNIDAD ELEVATOR NEW VESTIBULE AREA	-	-	100,000	-	-	-	100,000
67128	777 BLDG. EXTERIOR PAINTING & WATER	-	-	250,000	-	-	-	250,000
67129	FIRE STATION #3 INTERIOR DOORS	-	-	-	-	-	50,000	50,000
67226	POLICE GARAGE ROLL UP DOORS-REPLACE	-	400,000	-	-	-	-	400,000
67228	777 BLDG. RAILING REPLACEMENT -ADA	-	-	125,000	-	-	-	125,000
67229	FIRE STATION #4 SECURITY SYSTEM	-	-	-	-	-	25,000	25,000



PROJECT	PROJECT NAME	Previous Years	FY 2025	FY 2026	FY 2027	FY 2028	FY 2029	Total
67328	FIRE STATION #3 - EXTERIOR PAINTING	-	-	200,000	-	-	-	200,000
67329	FIRE STATION #4 WATER HEATER RNWL	-	-	-	-	-	55,000	55,000
67424	CLASSRM BLDG/KITTY CAMPUS 40YR CERT	150,000	-	-	-	-	-	150,000
67428	FIRE STATION #2 - EXTERIOR PAINTING	-	-	200,000	-	-	-	200,000
67429	HISTORIC CITY HALL CONCRETE WALLS	-	-	-	-	-	50,000	50,000
67528	FIRE STATION #2 - SUPPORT SERVICES	-	-	150,000	-	-	-	150,000
67529	HISTORIC CITY HALL INTERIOR DOORS	-	-	-	-	-	65,000	65,000
67628	NORTH SHORE MAINTENANCE STORAGE FAC	-	-	150,000	-	-	-	150,000
67629	HCH PARTITIONS - EGRESS	-	-	-	-	-	50,000	50,000
67829	MBPD GARAGE ADA - INTERIOR DOORS	-	-	-	-	-	50,000	50,000
67926	POLICE- 2ND STREET OFFICE EXPANSION	-	-	250,000	-	-	-	250,000
67929	NORTH SHORE TENNIS CNTR FINISHES	-	-	-	-	-	30,000	30,000
68029	NORTH SHORE YOUTH CNTR RESTROOM	-	-	-	-	-	65,000	65,000
68126	CITY HALL CARPET REPLACEMENT	-	-	400,000	200,000	-	-	600,000
68128	OCEAN RESCUE HQ INTERIOR REMODELING	-	-	200,000	-	-	-	200,000
68226	CITY HALL ACOUSTICAL CEILING TILE	-	-	200,000	-	-	-	200,000
68326	FACILITIES MGMT-ROOF & WATERPROOFNG	-	150,000	-	-	-	-	150,000
68426	FACILITIES MGMT-PAINTING GATE	-	75,000	-	-	-	-	75,000
68526	FIRE STATION #3 WINDOWS REPLACEMENT	-	-	200,000	-	-	-	200,000
68720	MBPD HQ & PARKING GAR. FIRE ALARM	246,033	-	-	-	-	-	246,033
68760	CITY HALL ELECTRICAL UPGRADES	271,500	-	-	-	-	-	271,500
68923	HISTORIC CITY HALL RENOVATIONS	978,000	-	-	-	-	-	978,000
69322	CITY HALL ELEVATOR #2	90,000	-	-	-	-	-	90,000
<b>Fund Total:</b>		<b>7,709,520</b>	<b>4,571,054</b>	<b>6,532,340</b>	<b>1,429,660</b>	<b>2,520,000</b>	<b>2,280,000</b>	<b>25,042,574</b>
<b>126 SOUTH POINTE RENEWAL &amp; REPLACE</b>								
66026	ONE OCEAN DRIVE-40YR CERTIFICATION	-	120,848	-	-	-	-	120,848
<b>Fund Total:</b>		<b>-</b>	<b>120,848</b>	<b>-</b>	<b>-</b>	<b>-</b>	<b>-</b>	<b>120,848</b>
<b>140 CULTURAL ARTS COUNCIL ENDOWMNT</b>								
20418	COLLINS PARK PERFORMING ARTS VENUE	800,000	-	-	-	-	-	800,000
<b>Fund Total:</b>		<b>800,000</b>	<b>-</b>	<b>-</b>	<b>-</b>	<b>-</b>	<b>-</b>	<b>800,000</b>
<b>141 NORTH BEACH PUBLIC BENEFITS</b>								
61221	NORM. ISLE POOL LOCKER ROOM & PUMPS	-	341,810	-	-	-	-	341,810
<b>Fund Total:</b>		<b>-</b>	<b>341,810</b>	<b>-</b>	<b>-</b>	<b>-</b>	<b>-</b>	<b>341,810</b>



PROJECT	PROJECT NAME	Previous Years	FY 2025	FY 2026	FY 2027	FY 2028	FY 2029	Total
<b>142 7TH STREET GARAGE</b>								
20026	7TH ST GARAGE ELEVATOR RENEWAL	-	400,000	-	-	-	-	400,000
21121	7TH ST GARAGE ENTRANCE FLOOD CNTRL	278,000	-	-	-	-	-	278,000
22150	72ND ST COMMUNITY COMPLEX	3,928,296	-	-	-	-	-	3,928,296
26100	CITYWIDE GARAGE SECURITY CAMERA SYS	216,585	-	-	-	-	-	216,585
27830	1262 COLLINS AVE NEW PARKING GARAGE	2,563,569	-	-	-	-	-	2,563,569
60124	7TH ST GARAGE LANDSCAPING RENEWAL	120,000	-	-	-	-	-	120,000
60224	7TH ST GARAGE SUPERSTRUCTURE RENEWL	1,200,000	-	-	-	-	-	1,200,000
60620	7TH ST GARAGE NEW INTERIOR DRAINAGE	30,000	-	-	-	-	-	30,000
60723	7TH ST GARAGE-TRAFFIC COATING	150,000	-	-	-	-	-	150,000
61925	7TH ST GARAGE PERMEABLE DECK COATNG	-	75,000	-	-	-	-	75,000
62524	7TH ST GARAGE ELEVATOR CAB FINISHES	91,500	-	-	-	-	-	91,500
64328	7TH ST GARAGE HM DOORS REPLACEMENT	-	-	-	73,200	-	-	73,200
64428	7TH ST GARAGE ROOF ACCESS LADDER	-	-	-	114,680	-	-	114,680
65925	7TH ST GARAGE - 40 YR CERTIFICATION	400,000	-	-	-	-	-	400,000
66423	7TH ST GARAGE FLOOD PANELS RENEWAL	160,000	-	-	-	-	-	160,000
66523	7TH ST GARAGE ELEVATOR CABS/CNTRLS	336,000	-	-	-	-	-	336,000
66623	7TH ST GARAGE HOSE BIB RENEWAL	43,000	-	-	-	-	-	43,000
66823	7TH ST GARAGE JOINT REPLACEMENT	171,000	-	-	-	-	-	171,000
68228	7TH ST GARAGE ELEVATOR RETROFIT	-	100,000	-	-	-	-	100,000
	<b>Fund Total:</b>	<b>9,687,950</b>	<b>575,000</b>	<b>-</b>	<b>187,880</b>	<b>-</b>	<b>-</b>	<b>10,450,830</b>
<b>147 ART IN PUBLIC PLACES</b>								
20377	AIPP CONVENTION CENTER	7,530,797	-	-	-	-	-	7,530,797
22618	AIPP FIRE STATION 2	95,334	-	-	-	-	-	95,334
22718	AIPP FLAMINGO PARK PROJECT	194,000	-	-	-	-	-	194,000
22918	AIPP LUMMUS PARK PROJECT	116,000	-	-	-	-	-	116,000
61231	AIPP ANNUAL RESTORATION	-	75,000	75,000	75,000	75,000	75,000	375,000
	<b>Fund Total:</b>	<b>7,936,131</b>	<b>75,000</b>	<b>75,000</b>	<b>75,000</b>	<b>75,000</b>	<b>75,000</b>	<b>8,311,131</b>
<b>155 FEES IN LIEU OF PARKING</b>								
22150	72ND ST COMMUNITY COMPLEX	300,000	-	1,741,931	-	-	-	2,041,931
27830	1262 COLLINS AVE NEW PARKING GARAGE	7,145,125	-	-	-	-	-	7,145,125
28080	INTELLIGENT TRANSPORT SYSTEM	3,192,028	-	-	-	-	-	3,192,028
	<b>Fund Total:</b>	<b>10,637,153</b>	<b>-</b>	<b>1,741,931</b>	<b>-</b>	<b>-</b>	<b>-</b>	<b>12,379,084</b>

PROJECT	PROJECT NAME	Previous Years	FY 2025	FY 2026	FY 2027	FY 2028	FY 2029	Total
<b>157 CONCURRENCY MGMT&amp; MOBILITY FEE</b>								
20620	LA GORCE / PINE TREE DR BIKE LANES	-	445,043	-	-	-	-	445,043
28080	INTELLIGENT TRANSPORT SYSTEM	3,459,800	-	-	-	-	-	3,459,800
<b>Fund Total:</b>		<b>3,459,800</b>	<b>445,043</b>	<b>-</b>	<b>-</b>	<b>-</b>	<b>-</b>	<b>3,904,843</b>
<b>158 CONCURRENCY MITIGATION FUND</b>								
20200	TRANSPORTATION CAPITAL INITIATIVE	8,192,028	-	-	-	-	-	8,192,028
20247	CITYWIDE PARKS IRRIGATION SYSTEM	156,000	-	-	-	-	-	156,000
27910	MERIDIAN AVE SHARED USE PATH	756,000	-	-	-	-	-	756,000
28080	INTELLIGENT TRANSPORT SYSTEM	10,322,972	-	-	-	-	-	10,322,972
60321	CITYWIDE PARKS COURT REPAIRS	105,000	-	-	-	-	-	105,000
60325	N. SHORES GOLF CLUB TEE RENOVATION	125,000	-	-	-	-	-	125,000
60327	10TH ST NEIGHBORHOOD GREENWAY	233,000	-	-	-	-	-	233,000
60421	CITYWIDE FITNESS COURSE REPLACEMENT	100,000	-	-	-	-	-	100,000
62022	FLAMINGO PARK TENNIS CENTER COURTS	30,000	-	-	-	-	-	30,000
62222	WEST AVE BICYCLE LANES PHASE II	557,000	-	-	-	-	-	557,000
62322	ORCHARD PARK TRAFFIC CALMING	1,550,000	-	-	-	-	-	1,550,000
62521	NORTH BEACH GREENWAYS- PHASE II	714,230	-	-	-	-	-	714,230
62718	N. BEACH PARKS RESTROOM RESTORATION	91,000	-	-	-	-	-	91,000
64621	CITYWIDE PARK LANDSCAPING IMPRVMT	152,000	-	-	-	-	-	152,000
65221	PINE TREE DR/46TH ST TRAFFIC CIRCLE	603,603	-	-	-	-	-	603,603
65321	PRAIRIE AVE/44TH ST TRAFFIC CIRCLE	520,000	-	-	-	-	-	520,000
66222	71ST ST BRIDGE BIKE LANES/ENHANCMT	100,000	-	-	-	-	-	100,000
66923	SOUTH POINTE DR PROTECTED BIKE LANE	161,000	-	-	-	-	-	161,000
69820	NORTH BEACH GREENWAYS PHASE I	448,625	-	-	-	-	-	448,625
<b>Fund Total:</b>		<b>24,917,458</b>	<b>-</b>	<b>-</b>	<b>-</b>	<b>-</b>	<b>-</b>	<b>24,917,458</b>
<b>160 RESORT TAX FUND 2%</b>								
20200	TRANSPORTATION CAPITAL INITIATIVE	10,000,000	-	-	-	-	-	10,000,000
<b>Fund Total:</b>		<b>10,000,000</b>	<b>-</b>	<b>-</b>	<b>-</b>	<b>-</b>	<b>-</b>	<b>10,000,000</b>
<b>164 RDA CITY CENTER RENEWAL &amp; REPL</b>								
29300	LINCOLN RD LENOX-COLLINS W/SIDE ST.	20,000,000	-	-	-	-	-	20,000,000
61726	CITY HALL WOODEN DOOR REPLACEMENTS	-	-	300,000	-	-	-	300,000
64420	CITY HALL RESTROOM RENOVATIONS	-	1,311	-	-	-	-	1,311
66928	CITY HALL WINDOW TREATMENT	-	-	100,000	-	-	-	100,000
67326	CITY HALL GLASS ELEVATORS MODRNZTN	-	300,000	-	-	-	-	300,000

PROJECT	PROJECT NAME	Previous Years	FY 2025	FY 2026	FY 2027	FY 2028	FY 2029	Total
67426	CITY HALL ELEVATOR #3 REPAIRS	-	150,000	-	-	-	-	150,000
68026	777 BLDG. ROOF REPLACEMENT	-	400,000	-	-	-	-	400,000
<b>Fund Total:</b>		<b>20,000,000</b>	<b>851,311</b>	<b>400,000</b>	<b>-</b>	<b>-</b>	<b>-</b>	<b>21,251,311</b>
<b>165 NON - TIF RDA FUND</b>								
20197	CITY CENTER RESILIENCY ENHANCEMENTS	1,000,000	-	-	-	-	-	1,000,000
20200	TRANSPORTATION CAPITAL INITIATIVE	8,000,000	-	-	-	-	-	8,000,000
29310	CONV.CTR./LINCOLN RD CONNECTOR	-	7,800,467	-	-	-	-	7,800,467
<b>Fund Total:</b>		<b>9,000,000</b>	<b>7,800,467</b>	<b>-</b>	<b>-</b>	<b>-</b>	<b>-</b>	<b>16,800,467</b>
<b>167 RDA SOUTH POINT OPERATIONS</b>								
23223	SOUTH OF FIFTH NEIGH. TRAFFIC CALM.	82,481	-	-	-	-	-	82,481
<b>Fund Total:</b>		<b>82,481</b>	<b>-</b>	<b>-</b>	<b>-</b>	<b>-</b>	<b>-</b>	<b>82,481</b>
<b>169 MIAMI CITY BALLET FUND</b>								
27780	MIAMI CITY BALLET WINDOWS	315,000	-	-	-	-	-	315,000
<b>Fund Total:</b>		<b>315,000</b>	<b>-</b>	<b>-</b>	<b>-</b>	<b>-</b>	<b>-</b>	<b>315,000</b>
<b>171 LOCAL OPTION GAS TAX</b>								
20000	PAVEMENT & SIDEWALK CONDTN ASSEMNT	1,695,000	-	-	-	-	-	1,695,000
21014	BICYCLE LANES/SHARED USE PTH IMPROV	845,000	2,552,358	318,773	53,869	-	-	3,770,000
23020	ALTON RD & 16TH STREET INTERSECTION	540,000	-	-	-	-	-	540,000
61331	PALM VIEW TRAFFIC CALMING	-	-	141,000	-	-	-	141,000
64918	SMART LIGHTING MASTER PLAN	203,000	-	-	-	-	-	203,000
<b>Fund Total:</b>		<b>3,283,000</b>	<b>2,552,358</b>	<b>459,773</b>	<b>53,869</b>	<b>-</b>	<b>-</b>	<b>6,349,000</b>
<b>187 HALF CENT TRANS. SURTAX COUNTY</b>								
20220	SEAWALL-DICKENS AV SHORELINE	200,000	-	-	-	-	-	200,000
20597	WEST AVE PHASE II	530,000	-	-	-	-	-	530,000
20818	ROYAL PALM NEIGHBORHOOD GREENWAY	430,000	-	-	-	-	-	430,000
21014	BICYCLE LANES/SHARED USE PTH IMPROV	220,000	-	-	-	-	-	220,000
22518	ENHANCED CROSSWALKS	480,000	-	-	-	-	-	480,000
22823	MERIDIAN AVE & LINCOLN LN CROSSWALK	46,000	-	-	-	-	-	46,000
22923	HAWTHORNE AVENUE NEIGHBORHOOD GRNWY	157,000	-	-	-	-	-	157,000
27860	51ST STREET NEIGHBORHOOD GREENWAY	210,000	-	-	-	-	-	210,000
27910	MERIDIAN AVE SHARED USE PATH	278,000	-	-	-	-	-	278,000
27930	PARKVIEW ISLAND PARK SHARED PATH	320,000	-	-	-	-	-	320,000
28080	INTELLIGENT TRANSPORT SYSTEM	2,761,260	-	-	-	-	-	2,761,260
29500	COLLINS CANAL ENHANCEMENT PROJECT	1,030,698	-	-	-	-	-	1,030,698

PROJECT	PROJECT NAME	Previous Years	FY 2025	FY 2026	FY 2027	FY 2028	FY 2029	Total
29810	ALLEYWAY RESTORATION PH III	412,500	-	-	-	-	-	412,500
62322	ORCHARD PARK TRAFFIC CALMING	31,505	-	-	-	-	-	31,505
62617	72ND ST PROTECTED BIKE LANE	519,000	-	-	-	-	-	519,000
62717	73RD ST PROTECTED BIKE LANES	239,000	-	-	-	-	-	239,000
65321	PRAIRIE AVE/44TH ST TRAFFIC CIRCLE	84,420	-	-	-	-	-	84,420
<b>Fund Total:</b>		<b>7,949,383</b>	-	-	-	-	-	<b>7,949,383</b>
<b>301 CAP. PROJ. NOT FINANCED BY BON</b>								
20200	TRANSPORTATION CAPITAL INITIATIVE	3,300,000	-	-	-	-	-	3,300,000
20220	SEAWALL-DICKENS AV SHORELINE	231,974	-	-	-	-	-	231,974
20597	WEST AVE PHASE II	8,861	-	-	-	-	-	8,861
21822	WASHINGTON AVENUE MILLING & RESURFA	1,604,000	-	-	-	-	-	1,604,000
22150	72ND ST COMMUNITY COMPLEX	1,000,000	-	-	-	-	-	1,000,000
22822	FIRE STATION 1 - NEW FACILITY	850,582	-	-	-	-	-	850,582
23200	FLAMINGO PARK PARKWIDE IMPROVEMNTS	896,690	-	-	-	-	-	896,690
23518	NORTH SHORE PARK BATTING CAGE	16,000	-	-	-	-	-	16,000
26270	BAYSHORE PARK (PAR 3)	412,100	-	-	-	-	-	412,100
27950	NORTH BEACH OCEANSIDE PARK REDEVELP	9,993,000	-	-	-	-	-	9,993,000
29550	SKATE PARK NORTH BEACH	187,000	-	-	-	-	-	187,000
62718	N. BEACH PARKS RESTROOM RESTORATION	190,000	-	-	-	-	-	190,000
63318	NORMANDY ISLE PARK POOL RENOVATIONS	47,000	-	-	-	-	-	47,000
64718	MUNIS/ENERGOV/ERP POST IMPLEMENTATN	683,165	-	-	-	-	-	683,165
<b>Fund Total:</b>		<b>19,420,372</b>	-	-	-	-	-	<b>19,420,372</b>
<b>302 PAY-AS-YOU-GO</b>								
20128	MBPD HQ FACILITY RENOVATION	3,269,462	-	-	-	-	-	3,269,462
20220	SEAWALL-DICKENS AV SHORELINE	3,420	-	-	-	-	-	3,420
20228	MARINE PATROL FACILITY REPLACEMENT	3,900,000	-	-	-	-	-	3,900,000
20237	FAIRWAY PARK IMPROVEMENTS	2,926,914	-	-	-	-	-	2,926,914
20247	CITYWIDE PARKS IRRIGATION SYSTEM	14,275	-	-	-	-	-	14,275
20300	NORMANDY ISLE PARK TURF INSTALL	398,000	-	880,000	-	-	-	1,278,000
20418	COLLINS PARK PERFORMING ARTS VENUE	400,000	-	-	-	-	-	400,000
20423	FLAMINGO PARK FOOTBALL FENCE	-	-	633,000	-	-	-	633,000
20425	FLAMINGO PARK SOCCER FIELD TURF	300,000	-	-	-	-	-	300,000
20426	CITYWIDE PICKLEBALL AND PADEL COURT	425,000	256,020	-	-	-	-	681,020
20523	STILLWATER PARK LIGHTING & SOCCER	-	-	-	481,000	-	-	481,000

PROJECT	PROJECT NAME	Previous Years	FY 2025	FY 2026	FY 2027	FY 2028	FY 2029	Total
20525	WEST AVENUE PH III	-	-	3,977,472	-	-	-	3,977,472
20527	FDOT ALTON RD. UTILITIES RELOCATION	250,000	-	-	-	-	-	250,000
20577	BELLE ISLE PARK PLAYGROUND	294,585	-	-	-	-	-	294,585
20587	1ST ST ALTON RD-WASHINGTON PH.1&2	-	-	5,400,000	-	-	-	5,400,000
20597	WEST AVE PHASE II	1,469,640	-	-	-	-	-	1,469,640
20623	MB GOLF COURSE RENOVATION	1,000,000	2,343,000	5,817,000	-	-	-	9,160,000
20626	17TH STREET IMPROVEMENTS PHASE I	-	-	-	2,800,000	-	-	2,800,000
20721	GREENSPACE FACILITY RENOVATION	1,023,110	-	-	-	-	-	1,023,110
20722	FLAMINGO PARK PLAYGROUND REPLACEMNT	-	944,520	-	-	-	-	944,520
20723	CRESPI PARK LIGHTING & MICRO SOCCER	-	-	481,000	-	-	-	481,000
20821	BISCAYNE ELEM SHARED FIELD LIGHTING	-	-	1,391,000	-	-	-	1,391,000
20822	FLAMINGO PARK FOOTBALL STADIUM TURF	-	-	1,336,500	-	-	-	1,336,500
20825	COLLINS PARK PLAYGROUND	-	-	-	750,000	-	-	750,000
20826	MOUNT SINAI BAYWALK	-	-	3,649,123	-	-	-	3,649,123
20918	BRITTANY BAY PARK LIVING SHORELINE	1,414,729	-	-	-	-	-	1,414,729
20921	NORMANDY ISLE PARK PLAYGROUND	-	-	800,000	-	-	-	800,000
20922	NORMANDY ISLES A	-	-	-	-	2,212,950	-	2,212,950
20926	LUMMUS PARK CRITICAL INFRASTRUCTURE	-	-	5,000,000	-	-	-	5,000,000
21018	BAYWALK PHASE 2	386,000	-	6,259,846	-	-	-	6,645,846
21021	NSPYC KITCHEN & CABINETS ADDITION	-	-	-	344,000	-	-	344,000
21025	MARINE PATROL DOCK IMPROVEMENTS	-	-	1,128,043	-	-	-	1,128,043
21026	OVER-WATER INDIAN CREEK PEDESTRIAN	-	500,000	-	2,000,000	-	-	2,500,000
21118	STILLWATER ENTRANCE SIGN	225,000	-	-	-	-	-	225,000
21126	PEDESTRIAN ONLY COMPACTED SAND PATH	-	-	3,677,634	-	-	-	3,677,634
21621	ADAPTIVE FITNESS AND RECREATION CTR	2,500,000	-	-	-	-	-	2,500,000
21721	MBPD REAL TIME CRIME CNTR BUILDOUT	1,500,000	-	-	-	-	-	1,500,000
21821	MBPD HQ RENOVATION/RELOCATION	32,436	-	-	-	-	-	32,436
22150	72ND ST COMMUNITY COMPLEX	9,500,000	-	-	-	-	-	9,500,000
22822	FIRE STATION 1 - NEW FACILITY	6,750,600	-	-	-	-	-	6,750,600
22920	CITYWIDE BRIDGES	5,275,202	808,701	4,684,194	3,030,244	1,236,555	1,972,777	17,007,673
23200	FLAMINGO PARK PARKWIDE IMPROVEMENTS	554,489	-	-	-	-	-	554,489
23318	SOUNDSCAPE AUDIO IMPROVEMENTS	751,410	-	-	-	-	-	751,410
23380	PALM & HIBISCUS NEIGHBORHOOD IMPRVM	50,000	-	-	-	-	-	50,000
23423	COLLINS PARK ARTIST WRKFRC. HOUSING	3,435,449	-	-	-	-	-	3,435,449

PROJECT	PROJECT NAME	Previous Years	FY 2025	FY 2026	FY 2027	FY 2028	FY 2029	Total
24120	NORTH SHORE D - TOWN CENTER	-	-	-	8,873,395	-	-	8,873,395
24229	1ST ST ALTON RD-WASHINGTON PH.3&4	-	-	-	-	-	7,400,000	7,400,000
26270	BAYSHORE PARK (PAR 3)	2,673,154	-	-	-	-	-	2,673,154
27170	BISCAYNE BAY STREETEND PHII SEAWALL	185,714	-	-	-	-	-	185,714
27950	NORTH BEACH OCEANSIDE PARK REDEVELP	217,000	-	-	-	-	-	217,000
28300	SHANE ROWING WATERSPORT SEAWALL	134,000	-	-	-	-	-	134,000
28600	NSPYC RESTROOMS	712,000	-	-	-	-	-	712,000
28850	MAURICE GIBB PARK REDESIGN	1,528,658	-	-	-	-	-	1,528,658
29550	SKATE PARK NORTH BEACH	40,000	-	-	-	-	-	40,000
29620	ALLISON PARK REDESIGN	100,000	-	-	-	-	-	100,000
60011	IRRIGATION SYSTEM ON CAUSEWAYS	-	275,000	-	-	-	-	275,000
60020	FLEET MGMT GENERATOR TRNSFR SWITCH	100,000	-	-	-	-	-	100,000
60026	BELLE ISLE PARK PLAYGROUND REPLCMNT	-	-	-	-	800,000	-	800,000
60122	SOUNDSCAPE SOUND SYSTEM	-	-	2,700,000	-	-	-	2,700,000
60123	CRESPI PARK PLAYGROUND REPLACEMENT	-	-	-	700,000	-	-	700,000
60126	MUSS PARK PLAYGROUND REPLACEMENT	-	-	-	700,000	-	-	700,000
60131	PARKVIEW ANNEX KAYAK LAUNCH IMPRVMT	-	-	-	-	250,000	-	250,000
60223	POLO PARK PLAYGROUND REPLACEMENT	-	-	-	800,000	-	-	800,000
60226	PARK VIEW ISLAND PARK PLAYGRND REPL	-	-	-	-	700,000	-	700,000
60231	NORMANDY ISLE FENCE REPLACEMENT	-	-	-	-	190,000	-	190,000
60321	CITYWIDE PARKS COURT REPAIRS	-	105,000	105,000	105,000	105,000	105,000	525,000
60322	PARKS MAINT. FACILITY RENOVATIONS	-	-	335,000	-	-	-	335,000
60323	STILLWATER PLAYGROUND REPLACEMENT	-	-	-	800,000	-	-	800,000
60331	SCOTT RAKOW YOUTH CTR NEW FLOORING	-	-	-	-	300,000	-	300,000
60421	CITYWIDE FITNESS COURSE REPLACEMENT	-	100,000	100,000	100,000	100,000	100,000	500,000
60428	PARK VIEW WATER QUALITY IMPROVEMENT	2,000,000	-	-	-	-	-	2,000,000
60431	BANDSHELL PARK DOMINO PAVILION IMPR	-	-	-	-	100,000	-	100,000
60523	FLAMINGO PARK FOOTBALL STAD RAILING	-	-	-	100,000	-	-	100,000
60525	ELECTRIC VEHICLE CHARGING STATIONS	156,482	643,518	500,000	500,000	500,000	-	2,300,000
60531	VICTORY GARDEN DECORATIVE FENCE IMP	-	-	-	-	50,000	-	50,000
60631	NSPYC NEW FLOORING-NON-SPORTS AREAS	-	-	-	-	-	300,000	300,000
60731	SKATE PARK CONCRETE AND FENCING IMP	-	-	-	-	-	75,000	75,000
60827	MBPD GARAGE FLOOD MITIGATION IMPROV	504,000	-	-	-	-	-	504,000
60831	PINETREE PARK COMMUNITY GRDN FENCE	-	-	-	-	-	30,000	30,000

PROJECT	PROJECT NAME	Previous Years	FY 2025	FY 2026	FY 2027	FY 2028	FY 2029	Total
60920	HISTORIC CITY HALL VFD REPLACEMENT	200,000	800,000	-	-	-	-	1,000,000
60924	NSPYC LOBBY RECONFIGURATION	-	-	372,000	-	-	-	372,000
61020	CITY HALL GENERATOR REPLACEMENT	1,050,000	-	-	-	-	-	1,050,000
61021	MBPD GARAGE CONCRETE SPALLING	1,063,000	-	-	-	-	-	1,063,000
61131	LINCOLN ROAD STREET ENDS RAILINGS	-	150,000	-	-	-	-	150,000
61221	NORM. ISLE POOL LOCKER ROOM & PUMPS	-	294,540	-	-	-	-	294,540
61331	PALM VIEW TRAFFIC CALMING	-	-	47,000	-	-	-	47,000
61619	NORTH BEACH ROW LANDSCAPING	113,000	-	-	-	-	-	113,000
61621	CITY HALL CHAMBER RENOVATION	900,000	-	-	-	-	-	900,000
61920	MAURICE GIBB PARK SOIL REMEDIATION	896,000	-	-	-	-	-	896,000
62019	MIDDLE BEACH ROW LANDSCAPE	44,285	250,000	-	-	-	-	294,285
62024	HENRY LIEBMAN SQUARE SECURITY ENHNC	-	-	114,000	-	-	-	114,000
62619	ENERGY SUB-METERS IN MUN. BUILDINGS	68,000	-	-	-	-	-	68,000
62719	FLEET MGMT FACILITY REMEDIATION	111,000	-	-	-	-	-	111,000
62723	SCOTT RAKOW ICE RINK PERIMTR. BOARD	-	333,500	-	-	-	-	333,500
62819	LAKE PANCOAST MANGR. LIVING SHRLNE.	30,000	-	-	-	-	-	30,000
62823	SCOTT RAKOW ICE RINK REFRIGERATION	-	648,624	-	-	-	-	648,624
63080	BEACH RESTROOMS PAINT AND CONCRETE	20,000	-	-	-	-	-	20,000
63319	PARK VIEW ISLAND ANNEX - DOG PARK	67,000	-	-	-	-	-	67,000
63519	BUOY PARK REFORESTATION IMPROVEMENT	-	-	-	150,000	-	-	150,000
63521	CITYWIDE BONDED AGGREGATE	350,000	250,000	250,000	250,000	250,000	250,000	1,600,000
63722	SMART CARD ACCESS SYSTEM-PHASE II	-	195,000	-	-	-	-	195,000
63822	1755 MERIDIAN ROOF REPLACEMENT	223,000	-	-	-	-	-	223,000
63826	BEACHWALK BOLLARDS CITYWIDE	1,700,000	-	-	-	-	-	1,700,000
63919	SMART CARD ACCESS SYSTEM-PHASE I	250,000	-	-	-	-	-	250,000
64022	777 FOUNTAIN/ COURTYARD RENOVATIONS	-	131,000	-	-	-	-	131,000
64119	INDIAN CREEK LANDSCAPE & IRRIGATION	836,500	-	-	-	-	-	836,500
64122	BOLLARDS INSTALLATION & REPLCMNT	200,000	-	-	-	-	-	200,000
64190	ENTRANCE SIGNS TO NORTH BEACH	356,000	-	-	-	-	-	356,000
64420	CITY HALL RESTROOM RENOVATIONS	-	365,689	-	-	-	-	365,689
64522	MBPD MAIN ROOF REPAIRS	700,000	-	-	-	-	-	700,000
64821	SECURITY ENHANCEMENTS CITYWIDE	500,000	461,166	174,108	-	-	-	1,135,274
64918	SMART LIGHTING MASTER PLAN	1,000,000	-	-	-	-	-	1,000,000
65026	PALM & HIBISCUS LIGHT POLES/FIXTURES	-	645,672	-	-	-	-	645,672



PROJECT	PROJECT NAME	Previous Years	FY 2025	FY 2026	FY 2027	FY 2028	FY 2029	Total
65226	MIAMI BEACH DRIVE IMPROVEMENTS	-	500,000	-	-	-	-	500,000
65326	PARKVIEW ISLAND ENTRANCE IMPRVMT	-	-	1,065,559	-	-	-	1,065,559
65422	WATERWAY MARKERS & SIGNS	-	2,018,400	-	-	-	-	2,018,400
65426	UNDERGROUND INFRASTRUCTURE (TREES)	-	220,000	220,000	220,000	220,000	220,000	1,100,000
65525	SOIL REMEDIATION - MB GOLF CLUB	2,150,000	-	-	-	-	-	2,150,000
65625	MONUMENT ISLAND RESTORATION	1,120,191	-	-	-	-	-	1,120,191
65722	FLAMINGO PARK BASEBALL STAD. STAND	65,000	-	-	-	-	-	65,000
65822	MB MOORING FIELD W 200 BUOYS DESIGN	383,000	-	1,872,356	-	-	-	2,255,356
66020	CITY HALL MAIN ENTRANCE PAVERS	-	550,000	-	-	-	-	550,000
66024	CITY HALL FIRE PUMP CONTROLLER REPL	50,000	-	-	-	-	-	50,000
66123	FIRE STATION 3 - ROOF RENEWAL	228,000	-	-	-	-	-	228,000
66223	ADA POOL LIFTS CITYWIDE	30,000	-	-	-	-	-	30,000
66226	MBPD INTERNAL AFFAIRS - 40 YR CERT	-	150,000	-	-	-	-	150,000
66228	SOUTH POINTE PRK REVETMENT IMPRVMT	-	-	-	-	10,000,000	-	10,000,000
66326	PAL BUILDING-40 YEAR CERTIFICATION	-	200,000	-	-	-	-	200,000
66418	FLAMINGO PARK POOL DECK & PUMP ROOM	-	-	618,000	-	-	-	618,000
66426	MBPD NESS SUBSTATION - 40 YEAR CERT	-	200,000	-	-	-	-	200,000
66518	SECURITY AUDIO SYSTEM FOR ALL POOLS	-	-	100,000	-	-	-	100,000
66526	COLONY THEATER - 40YR CERTIFICATION	-	250,000	-	-	-	-	250,000
66726	MBFD ALERTING SYSTEM UPGRADE	-	200,000	-	-	-	-	200,000
66926	FIRE STATION #1 FIRE ALARM SYSTEM R	-	200,000	-	-	-	-	200,000
67225	100 BLOCK OF LINCOLN ROAD	3,000,000	-	-	-	-	-	3,000,000
67325	CITY HALL SWITCH GEAR REPLACEMENT	900,000	-	-	-	-	-	900,000
67425	FIRE STATION 2 EV CHARGING STATIONS	-	100,000	-	-	-	-	100,000
67625	WEST - PALM ISLAND UNDERGROUNDING	1,665,879	-	-	-	-	-	1,665,879
67626	FLEET OUTPOST AWNING FOR FIRE DEPT.	-	100,000	-	-	-	-	100,000
67728	NSPYC ROOF PARAPET PAINTING/REPAIRS	-	170,000	-	-	-	-	170,000
67920	SMART BUILDING AUTOMATION SYSTEM	65,000	-	-	-	-	-	65,000
68327	NSPYC BASEBALL SCOREBOARD	-	200,000	-	-	-	-	200,000
68527	SCOTT RAKOW YOUTH CTR GYM BLEACHERS	-	60,000	-	-	-	-	60,000
68627	N. SHORES GOLF CLUB RANGE TEE SHADE	-	-	150,000	-	-	-	150,000
68725	CANOPY PARK DOG PRK ARTIFICIAL TURF	-	105,600	-	-	-	-	105,600
68727	SCOTT RAKOW YOUTH CNTR INTERCOM SYS	-	-	62,500	-	-	-	62,500
68825	BELLE ISLE DOG PARK ARTIFICIAL TURF	-	278,850	-	-	-	-	278,850

PROJECT	PROJECT NAME	Previous Years	FY 2025	FY 2026	FY 2027	FY 2028	FY 2029	Total
68923	HISTORIC CITY HALL RENOVATIONS	1,000,000	-	-	-	-	-	1,000,000
68925	20TH STREET POCKET PARK - ADDITION	-	-	-	110,000	-	-	110,000
68928	VENETIAN CAUSEWAY ENTRANCE SIGN	-	100,000	-	-	-	-	100,000
68929	FLAMINGO PARK BASEBALL SCOREBOARD	-	-	350,000	-	-	-	350,000
69029	NORMANDY SHORES GOLF CLUB PAINTING	-	-	-	80,000	-	-	80,000
69125	SOUTH POINTE ELEMENTARY BASKETBALL	-	-	261,000	-	-	-	261,000
69128	SCOTT RAKOW/NORTH SHORE GYM DIVIDER	-	70,000	-	-	-	-	70,000
69129	NORMANDY SHORES GOLF CLUB FAC. ROOF	-	-	-	50,000	-	-	50,000
69228	35TH STREET DOG PARK	-	170,000	-	-	-	-	170,000
69229	PALM ISLAND PARK COURTS FENCE	-	-	-	100,000	-	-	100,000
69327	BRITTANY BAY PARK CCTV	350,000	-	-	-	-	-	350,000
69328	NORTH SHORE PARK YOUTH CABINETRY	-	100,000	-	-	-	-	100,000
69329	FLAMINGO DOG PARK ARTIFICIAL TURF	-	-	-	350,000	-	-	350,000
69427	NORTH BEACH OCEANSIDE PARK CCTV	340,000	-	-	-	-	-	340,000
69428	BISCAYNE POINT PLAYGROUND	-	-	813,000	-	-	-	813,000
69429	WASHINGTON ANNEX DOG PARK FENCE	-	-	-	30,000	-	-	30,000
69520	WATERWAY RESTORATION	250,000	-	-	-	-	-	250,000
69528	NORMANDY SHORES GOLF CLUB REPLACEME	-	-	-	80,000	-	-	80,000
69529	WASHINGTON DOG PARK SPLASH PAD RENO	-	-	-	100,000	-	-	100,000
69629	TATUM PARK PERIMETER FENCE REPLACEM	-	-	-	90,000	-	-	90,000
69728	PINETREE DOG PARK FENCE REPLACEMENT	-	-	40,000	-	-	-	40,000
69829	MUSCLE BEACH SOUTH BEACH FITNESS EQ	-	-	-	-	250,000	-	250,000
<b>Fund Total:</b>		<b>78,675,584</b>	<b>16,443,800</b>	<b>55,364,335</b>	<b>23,693,639</b>	<b>17,264,505</b>	<b>10,452,777</b>	<b>201,894,640</b>
<b>304 CAPITAL RESERVE</b>								
20128	MBPD HQ FACILITY RENOVATION	990,000	-	-	-	-	-	990,000
20228	MARINE PATROL FACILITY REPLACEMENT	-	2,700,056	-	-	-	-	2,700,056
20237	FAIRWAY PARK IMPROVEMENTS	-	664,224	-	-	-	-	664,224
20918	BRITTANY BAY PARK LIVING SHORELINE	295,000	-	-	-	-	-	295,000
21270	VENETIAN NEIGH -ISLANDS STREETSCAPE	595,680	-	-	-	-	-	595,680
22822	FIRE STATION 1 - NEW FACILITY	2,824,906	-	-	-	-	-	2,824,906
23200	FLAMINGO PARK PARKWIDE IMPROVEMNTS	295,000	-	-	-	-	-	295,000
23380	PALM & HIBISCUS NEIGHBORHOOD IMPRVM	3,288,290	-	-	-	-	-	3,288,290
26270	BAYSHORE PARK (PAR 3)	730,895	-	-	-	-	-	730,895
28600	NSPYC RESTROOMS	487,956	-	-	-	-	-	487,956

PROJECT	PROJECT NAME	Previous Years	FY 2025	FY 2026	FY 2027	FY 2028	FY 2029	Total
60719	UNIDAD BLDG ELEVATOR MODERNIZATION	-	100,000	-	-	-	-	100,000
61621	CITY HALL CHAMBER RENOVATION	1,943,600	-	-	-	-	-	1,943,600
63822	1755 MERIDIAN ROOF REPLACEMENT	205,000	-	-	-	-	-	205,000
64522	MBPD MAIN ROOF REPAIRS	255,000	-	-	-	-	-	255,000
<b>Fund Total:</b>		<b>11,911,327</b>	<b>3,464,280</b>	<b>-</b>	<b>-</b>	<b>-</b>	<b>-</b>	<b>15,375,607</b>
<b>305 SB QUALITY OF LIFE REST.TAX 1%</b>								
20128	MBPD HQ FACILITY RENOVATION	1,230,538	-	-	-	-	-	1,230,538
20223	LUMMUS PARK PLAYGROUND REPLACEMENT	-	300,000	1,000,000	-	-	-	1,300,000
20597	WEST AVE PHASE II	67,781	-	-	-	-	-	67,781
20625	CITYWIDE ALLEYWAY RESTORATION	-	50,000	50,000	50,000	50,000	50,000	250,000
21119	BAYWALK 10TH TO 12TH STREET	310,000	-	-	-	-	-	310,000
21218	5TH STREET FLYOVER LIGHTING	148,779	-	-	-	-	-	148,779
21821	MBPD HQ RENOVATION/RELOCATION	49,900	-	-	-	-	-	49,900
22118	ENTERTAINMENT DISTRICT CAMERAS	170,000	-	-	-	-	-	170,000
23018	SOUTH POINTE PARK LIGHTING	244,889	80,111	-	-	-	-	325,000
23200	FLAMINGO PARK PARKWIDE IMPROVEMNTS	2,460,322	-	-	-	-	-	2,460,322
23423	COLLINS PARK ARTIST WRKFRC. HOUSING	2,414,551	-	-	-	-	-	2,414,551
27360	RESTORATIVE TREEWELL-PH 4-SOUTH BCH	690,000	-	-	-	-	-	690,000
27800	CITY WIDE STREET LIGHTING IMPROV	201,988	-	-	-	-	-	201,988
28560	COLLINS PARK LIGHTING SOUND SYSTEM	236,000	-	-	-	-	-	236,000
29760	RESTORATIVE TREEWELL-PH 3	683,911	-	-	-	-	-	683,911
60022	FLAMINGO PARK NORTH-SOUTH WALKWAY	-	-	-	300,000	-	-	300,000
60177	SOUTH BEACH PEDESTRIAN ZONES	300,000	-	-	-	-	-	300,000
60931	LUMMUS PARK SPLASH PAD INSTALLATION	-	-	718,000	-	-	-	718,000
61419	BEACHFRONT RESTROOMS-RENOVATIONS	25,000	-	-	-	-	-	25,000
61824	MERMAID SCULPTURE RESTORATION	-	-	133,000	-	-	-	133,000
61921	10TH ST AUDITORIUM ENTRANCE DRAIN	250,000	-	-	-	-	-	250,000
62021	COLONY THEATER ELEVATOR	87,000	-	-	-	-	-	87,000
62022	FLAMINGO PARK TENNIS CENTER COURTS	130,000	-	-	-	-	-	130,000
62121	BOTANICAL GARDENS RESTROOMS	50,500	100,000	-	-	-	-	150,500
62519	BEACHWALK DRAINAGE-S.POINTE - 23 ST	220,000	-	-	-	-	-	220,000
63080	BEACH RESTROOMS PAINT AND CONCRETE	15,275	-	-	-	-	-	15,275
63122	10TH ST AUDITORIUM LED UPGRADE	-	104,000	-	-	-	-	104,000
63826	BEACHWALK BOLLARDS CITYWIDE	-	-	483,600	-	-	-	483,600

PROJECT	PROJECT NAME	Previous Years	FY 2025	FY 2026	FY 2027	FY 2028	FY 2029	Total
64221	BASS MUSEUM WINDOW REPLACEMENT	343,355	250,000	-	-	-	-	593,355
64225	OCEAN RESCUE HQ / 10TH ST RESTROOM	-	70,000	-	-	-	-	70,000
64621	CITYWIDE PARK LANDSCAPING IMPRVMT	200,000	200,000	200,000	200,000	200,000	200,000	1,200,000
64723	10TH ST AUDITORIUM SECURITY ENHNCMT	-	29,726	-	-	-	-	29,726
64825	SOUTH POINTE PARK COMMUNITY CENTER	-	140,000	-	-	-	-	140,000
64918	SMART LIGHTING MASTER PLAN	664,012	-	503,233	296,767	-	-	1,464,012
65126	COLLINS PARK ROTUNDA ARTISTIC PANEL	-	-	940,444	-	-	-	940,444
65220	MIAMI CITY BALLET STUDIO FLOORING	179,000	-	-	-	-	-	179,000
65222	MDPL MUSEUM MASTERTPLAN	175,000	-	-	-	-	-	175,000
65422	WATERWAY MARKERS & SIGNS	263,000	-	-	-	-	-	263,000
65425	14TH ST RESTROOM ROOF REPLACEMENT	-	70,000	-	-	-	-	70,000
65522	BASS MUSEUM 40 YEAR RECERTIFICATION	250,000	-	-	-	-	-	250,000
66022	SOUTH POINTE PARK SPLASH PAD	-	-	300,000	-	-	-	300,000
66023	BEACH SHOWERS AT LUMMUS PARK	171,000	-	-	-	-	-	171,000
66520	S. BEACH ROW LANDSCAPE RESTORATION	280,000	98,198	201,802	-	-	-	580,000
66826	4TH ST NEW LIFEGUARD TOWER	-	200,000	-	-	-	-	200,000
66920	SOUTH POINTE PARK-PIER RAILING	198,000	-	-	-	-	-	198,000
66925	BOTANICAL GARDENS 60-YR CERT	100,000	-	-	-	-	-	100,000
67025	FLAMINGO PARK FOOTBALL SCOREBOARD	-	-	350,000	-	-	-	350,000
67120	SOUNDSCAPE PARK IMPROVEMENTS	28,000	-	-	-	-	-	28,000
67125	SOUTH POINTE PARK BOARDWALK PYLON	-	200,000	-	-	-	-	200,000
67729	LUMMUS PARK RESTROOM - PLASTER RNWL	-	-	-	-	-	40,000	40,000
68820	BEACH RESTROOMS EXHAUST SYSTEMS	19,000	-	-	-	-	-	19,000
69628	SOUTH POINTE PARK POWER PATHWAYS	-	-	400,000	-	-	-	400,000
69829	MUSCLE BEACH SOUTH BEACH FITNESS EQ	-	-	-	-	250,000	-	250,000
<b>Fund Total:</b>		<b>12,856,801</b>	<b>1,892,035</b>	<b>5,280,079</b>	<b>846,767</b>	<b>500,000</b>	<b>290,000</b>	<b>21,665,682</b>
<b>306 MB QUALITY OF LIFE RESO.TX 1%</b>								
20108	MB GOLF COURSE PRACTICE TEE RENO	124,000	-	-	-	-	-	124,000
20123	INDIAN BCH PK PLAYGROUND EXPANSION	792,000	-	-	-	-	-	792,000
20625	CITYWIDE ALLEYWAY RESTORATION	-	60,000	50,000	50,000	50,000	50,000	260,000
21019	41ST ST SHORT-TERM RECOMMENDATIONS	100,000	-	-	-	-	-	100,000
21025	MARINE PATROL DOCK IMPROVEMENTS	93,900	-	-	-	-	-	93,900
21420	MB GOLF COURSE IRRIGATION PUMP	100,000	-	-	-	-	-	100,000
21620	SECURITY CAMERAS BCHWALK 23-46 ST	903,000	-	-	-	-	-	903,000

PROJECT	PROJECT NAME	Previous Years	FY 2025	FY 2026	FY 2027	FY 2028	FY 2029	Total
26270	BAYSHORE PARK (PAR 3)	3,717,013	-	-	-	-	-	3,717,013
27800	CITY WIDE STREET LIGHTING IMPROV	493,600	-	-	-	-	-	493,600
28070	MIDDLE BEACH REC. CORRIDOR PH III	2,675,000	-	-	-	-	-	2,675,000
28850	MAURICE GIBB PARK REDESIGN	1,973,482	-	-	-	-	-	1,973,482
29810	ALLEYWAY RESTORATION PH III	60,000	(60,000)	-	-	-	-	-
60725	MB GOLF CLUB NEW PATIO AWNING	-	-	150,000	-	-	-	150,000
60824	MB GOLF CLUBHOUSE CARPET REPLACEMNT	-	-	85,000	-	-	-	85,000
61224	MB GOLF COURSE REPAIR-HOLE3 EROSION	-	-	60,000	-	-	-	60,000
61419	BEACHFRONT RESTROOMS-RENOVATIONS	20,791	-	-	-	-	-	20,791
61719	41ST ST BRIDGES REPAIR	390,000	-	-	-	-	-	390,000
61822	MB GOLF CLUB DRIVING RANGE NETTING	114,000	-	-	-	-	-	114,000
61922	MB GOLF CLUB PAINTNG-ALL FACILITIES	90,000	-	-	-	-	-	90,000
62019	MIDDLE BEACH ROW LANDSCAPE	182,000	50,000	50,000	-	-	-	282,000
62023	MB GOLF CLUB KITCHEN FLOOR REPLACMT	43,000	-	-	-	-	-	43,000
62423	SECURITY CAMERA BCHWALK - 46-63 ST	1,816,000	-	-	-	-	-	1,816,000
63826	BEACHWALK BOLLARDS CITYWIDE	-	520,200	480,000	-	-	-	1,000,200
64119	INDIAN CREEK LANDSCAPE & IRRIGATION	1,590,500	-	-	-	-	-	1,590,500
64918	SMART LIGHTING MASTER PLAN	200,000	600,000	200,000	-	-	-	1,000,000
65322	MB GOLF CLUB LAKE AERATION	45,000	-	-	-	-	-	45,000
65422	WATERWAY MARKERS & SIGNS	132,000	-	-	-	-	-	132,000
66322	NON-MOTORIZED VESSEL KAYAK LAUNCH	70,000	-	-	-	400,000	-	470,000
66825	MB GOLF COURSE DRIVING RANGE	-	115,500	-	-	-	-	115,500
67726	55TH STREET LIFEGUARD TOWER-REPLACE	-	200,000	-	-	-	-	200,000
68820	BEACH RESTROOMS EXHAUST SYSTEMS	9,000	-	-	-	-	-	9,000
69729	MB GOLF CLUB PICKLEBALL FENCE	-	-	-	-	50,000	-	50,000
<b>Fund Total:</b>		<b>15,734,286</b>	<b>1,485,700</b>	<b>1,075,000</b>	<b>50,000</b>	<b>500,000</b>	<b>50,000</b>	<b>18,894,986</b>
<b>307 NB QUAL OF LIFE RESORT TAX 1%</b>								
20023	ALLISON PARK PLAYGROUND REPLACEMENT	-	-	900,000	-	-	-	900,000
20024	ALTOS DEL MAR PARK PLAYGROUND	-	-	-	800,000	-	-	800,000
20421	NORTH SHORE BANDSHELL REAR CANOPY	761,700	-	-	-	-	-	761,700
20625	CITYWIDE ALLEYWAY RESTORATION	-	100,000	50,000	50,000	50,000	50,000	300,000
20920	NORTH SHORE BANDSHELL REAR SEATING	188,000	-	-	-	-	-	188,000
22150	72ND ST COMMUNITY COMPLEX	346,000	-	1,955,045	-	-	-	2,301,045
25380	NORTH SHORE BAND SHELL MASTER PLAN	1,133,372	-	-	-	-	-	1,133,372

PROJECT	PROJECT NAME	Previous Years	FY 2025	FY 2026	FY 2027	FY 2028	FY 2029	Total
26500	81ST ST/CRESPI KAYAK LAUNCH DOCKS	644,080	-	-	-	-	-	644,080
27800	CITY WIDE STREET LIGHTING IMPROV	717	-	-	-	-	-	717
27950	NORTH BEACH OCEANSIDE PARK REDEVELP	3,675,000	-	-	-	-	-	3,675,000
28600	NSPYC RESTROOMS	1,001,000	-	-	-	-	-	1,001,000
28630	BONITA DRIVE STREET END IMPROVEMENT	135,000	-	-	-	-	-	135,000
29550	SKATE PARK NORTH BEACH	150,280	-	2,341,053	-	-	-	2,491,333
29620	ALLISON PARK REDESIGN	1,432,000	-	-	-	-	-	1,432,000
29810	ALLEYWAY RESTORATION PH III	60,000	-	-	-	-	-	60,000
60237	COLLINS / HARDING ALLEY RESTORATION	100,000	(100,000)	-	-	-	-	-
60921	N. SHORES GOLF CLUB-CLUBHOUSE ROOF	234,000	-	-	-	-	-	234,000
61124	NBOSP DOG PARK WATER FEATURE	-	-	-	95,500	-	-	95,500
61219	N. SHORE TENNIS FACILITY FENCE	47,000	-	-	-	-	-	47,000
61319	N. SHORE BANDSHELL PLUMBING REPAIRS	30,000	-	-	-	-	-	30,000
61321	71ST STREET WELCOME SIGN RENOVATION	-	40,000	-	-	-	-	40,000
61419	BEACHFRONT RESTROOMS-RENOVATIONS	72,000	-	-	-	-	-	72,000
61619	NORTH BEACH ROW LANDSCAPING	469,613	200,000	200,000	-	-	-	869,613
62623	SECURITY CAMERA BCHWALK - 63-79 ST	1,295,500	-	-	-	-	-	1,295,500
63318	NORMANDY ISLE PARK POOL RENOVATIONS	375,000	-	-	-	-	-	375,000
63522	NORTH SHORE BANDSHELL SIGNAGE REPL.	-	97,000	-	-	-	-	97,000
63826	BEACHWALK BOLLARDS CITYWIDE	-	520,200	480,000	-	-	-	1,000,200
64160	PAINTING & LIGHTING OF BRIDGES	38,790	-	-	-	-	-	38,790
64190	ENTRANCE SIGNS TO NORTH BEACH	1,661,050	-	-	-	-	-	1,661,050
64918	SMART LIGHTING MASTER PLAN	796,883	200,000	200,000	-	-	-	1,196,883
64922	NB O/S PK BEACHWALK CCTV 79-87 ST	156,000	-	-	-	-	-	156,000
65225	N. SHORE BANDSHELL ELECTRCL IMPRVMT	-	50,000	-	-	-	-	50,000
66126	BANDSHELL - 40 YEAR CERTIFICATION	-	200,000	-	-	-	-	200,000
66225	N. SHORE BANDSHELL ROOF REPAIRS	-	100,000	-	-	-	-	100,000
66525	SHANE ROWING CTR 40YR CERTIFICATION	200,000	-	-	-	-	-	200,000
66625	SHANE ROWING CENTER DECK AND RAMP	-	250,000	-	-	-	-	250,000
66725	SHANE ROWING CTR SURFACE LOT RENO	-	120,000	-	-	-	-	120,000
67140	81ST ST PEDESTRIAN BRIDGE	180,000	-	-	-	-	-	180,000
67826	69TH STREET LIFEGUARD TOWER-REPLACE	-	200,000	-	-	-	-	200,000
67828	NORTH SHORE PARK TENNIS CENTER ROOF	-	150,000	-	-	-	-	150,000
68120	N. SHORES GOLF CLUB DRAINAGE/PUMPS	-	184,919	-	-	-	-	184,919

PROJECT	PROJECT NAME	Previous Years	FY 2025	FY 2026	FY 2027	FY 2028	FY 2029	Total
68820	BEACH RESTROOMS EXHAUST SYSTEMS	7,000	-	-	-	-	-	7,000
<b>Fund Total:</b>		<b>15,189,985</b>	<b>2,312,119</b>	<b>6,126,098</b>	<b>945,500</b>	<b>50,000</b>	<b>50,000</b>	<b>24,673,702</b>
<b>308 RESORT TAX REV. BONDS 2015</b>								
69025	PRIDE PRK VETERANS MEMRL BOLLARDS	-	60,000	-	-	-	-	60,000
<b>Fund Total:</b>		<b>-</b>	<b>60,000</b>	<b>-</b>	<b>-</b>	<b>-</b>	<b>-</b>	<b>60,000</b>
<b>309 RDA SERIES 2015A</b>								
23023	CC COOLING TOWER OVERHAUL	300,000	-	-	-	-	-	300,000
23123	CC RENOVATION PUNCH LIST ITEMS	501,000	500,000	-	-	-	-	1,001,000
28170	CC SPECIAL EVENT TENT ENHANCEMENT	8,947,000	-	-	-	-	-	8,947,000
28180	CC CARL FISHER HOUSE RESTORATION	3,997,580	-	-	-	-	-	3,997,580
29310	CONV.CTR./LINCOLN RD CONNECTOR	10,000,000	-	-	-	-	-	10,000,000
29320	17TH ST NORTH IMPROVEMENTS	2,000,000	-	-	-	-	-	2,000,000
63129	CC ROOF REPLACEMENT	-	6,627,016	-	-	-	-	6,627,016
<b>Fund Total:</b>		<b>25,745,580</b>	<b>7,127,016</b>	<b>-</b>	<b>-</b>	<b>-</b>	<b>-</b>	<b>32,872,596</b>
<b>320 GENERAL CAPITAL -MDC ILA</b>								
20597	WEST AVE PHASE II	7,390,575	-	-	-	-	-	7,390,575
21220	INDIAN CREEK STREET DRAINAGE IMP.	352,755	-	-	-	-	-	352,755
<b>Fund Total:</b>		<b>7,743,330</b>	<b>-</b>	<b>-</b>	<b>-</b>	<b>-</b>	<b>-</b>	<b>7,743,330</b>
<b>350 PALM ISLAND UNDERGROUND UTILIT</b>								
23380	PALM & HIBISCUS NEIGHBORHOOD IMPRVM	1,337,096	-	-	-	-	-	1,337,096
<b>Fund Total:</b>		<b>1,337,096</b>	<b>-</b>	<b>-</b>	<b>-</b>	<b>-</b>	<b>-</b>	<b>1,337,096</b>
<b>351 REALLOC. FUNDS-OTHER CAP. PROJ</b>								
20297	EXPANSION OF CITY WIDE SURVEILLANCE	180,000	-	-	-	-	-	180,000
64525	WIRELESS RADIO COMMUNICATORS	-	25,000	-	-	-	-	25,000
65026	PALM & HIBISCUS LIGHT POLES/FIXTURES	-	240,000	-	-	-	-	240,000
65325	FLAMINGO PARK POOL ELECTRCL IMPRVMT	-	3,194	-	-	-	-	3,194
<b>Fund Total:</b>		<b>180,000</b>	<b>268,194</b>	<b>-</b>	<b>-</b>	<b>-</b>	<b>-</b>	<b>448,194</b>
<b>365 CITY CENTER RDA CAP FUND</b>								
23270	CITY CENTER COMMERCIAL DISTRICT BPB	13,539,610	(543,304)	-	-	-	-	12,996,306
27070	BEACHWALK LIGHTING RETRO	665,625	-	-	-	-	-	665,625
27600	SEAWALL-BOTANICAL GARDEN	1,208,662	(442,180)	-	-	-	-	766,482
27780	MIAMI CITY BALLET WINDOWS	126,799	-	-	-	-	-	126,799
28180	CC CARL FISHER HOUSE RESTORATION	265,320	-	-	-	-	-	265,320
29300	LINCOLN RD LENOX-COLLINS W/SIDE ST.	20,000,000	-	-	-	-	-	20,000,000



PROJECT	PROJECT NAME	Previous Years	FY 2025	FY 2026	FY 2027	FY 2028	FY 2029	Total
29500	COLLINS CANAL ENHANCEMENT PROJECT	2,999,999	985,485	-	-	-	-	3,985,484
29530	COLLINS PARK ANCILLARY IMPROVEMENTS	5,581,342	-	-	-	-	-	5,581,342
29880	LINCOLN RD MALL ADA PEDESTRIAN PATH	87,500	-	-	-	-	-	87,500
<b>Fund Total:</b>		<b>44,474,857</b>	<b>1</b>	<b>-</b>	<b>-</b>	<b>-</b>	<b>-</b>	<b>44,474,858</b>
<b>366 PARKS AND REC. BEAUTIF. FUNDS</b>								
20577	BELLE ISLE PARK PLAYGROUND	230,000	-	-	-	-	-	230,000
21270	VENETIAN NEIGH -ISLANDS STREETSCAPE	23,355	-	-	-	-	-	23,355
28850	MAURICE GIBB PARK REDESIGN	626,542	-	-	-	-	-	626,542
61920	MAURICE GIBB PARK SOIL REMEDIATION	196,000	-	-	-	-	-	196,000
67420	FLAMINGO PARK POOL PLAYGROUND	65,383	-	-	-	-	-	65,383
<b>Fund Total:</b>		<b>1,141,280</b>	<b>-</b>	<b>-</b>	<b>-</b>	<b>-</b>	<b>-</b>	<b>1,141,280</b>
<b>369 GULF BREEZE BOND FUND -OTHER</b>								
61031	BAPTIST FACILITIES PARKING ACCESS	-	26,280	-	-	-	-	26,280
64822	SHANE ROWING CENTER DOCK RAMP	413,000	-	-	-	-	-	413,000
<b>Fund Total:</b>		<b>413,000</b>	<b>26,280</b>	<b>-</b>	<b>-</b>	<b>-</b>	<b>-</b>	<b>439,280</b>
<b>370 RCP -1996 15M GO BOND</b>								
20577	BELLE ISLE PARK PLAYGROUND	5,566	-	-	-	-	-	5,566
23200	FLAMINGO PARK PARKWIDE IMPROVEMNTS	336,423	-	-	-	-	-	336,423
67420	FLAMINGO PARK POOL PLAYGROUND	104,175	-	-	-	-	-	104,175
<b>Fund Total:</b>		<b>446,164</b>	<b>-</b>	<b>-</b>	<b>-</b>	<b>-</b>	<b>-</b>	<b>446,164</b>
<b>372 MDC ILA CONSTRUCTION OF LIBRAR</b>								
22150	72ND ST COMMUNITY COMPLEX	961,262	-	-	-	-	-	961,262
<b>Fund Total:</b>		<b>961,262</b>	<b>-</b>	<b>-</b>	<b>-</b>	<b>-</b>	<b>-</b>	<b>961,262</b>
<b>373 99 GO BONDS-NEIGHBORHOOD IMPRO</b>								
23220	NORTH SHORE NEIGH. IMPROVEMENTS	427,541	-	-	-	-	-	427,541
<b>Fund Total:</b>		<b>427,541</b>	<b>-</b>	<b>-</b>	<b>-</b>	<b>-</b>	<b>-</b>	<b>427,541</b>
<b>374 GULF BREEZE</b>								
23200	FLAMINGO PARK PARKWIDE IMPROVEMNTS	137,080	-	-	-	-	-	137,080
<b>Fund Total:</b>		<b>137,080</b>	<b>-</b>	<b>-</b>	<b>-</b>	<b>-</b>	<b>-</b>	<b>137,080</b>
<b>376 99 GO BONDS - NEIGHBORHOOD IMP</b>								
21270	VENETIAN NEIGH -ISLANDS STREETSCAPE	2,930,534	-	-	-	-	-	2,930,534
23220	NORTH SHORE NEIGH. IMPROVEMENTS	245,045	-	-	-	-	-	245,045
23380	PALM & HIBISCUS NEIGHBORHOOD IMPRVM	47,808	-	-	-	-	-	47,808
<b>Fund Total:</b>		<b>3,223,387</b>	<b>-</b>	<b>-</b>	<b>-</b>	<b>-</b>	<b>-</b>	<b>3,223,387</b>

PROJECT	PROJECT NAME	Previous Years	FY 2025	FY 2026	FY 2027	FY 2028	FY 2029	Total
<b>377 99 GO BONDS - PARKS &amp; BEACHES</b>								
23200	FLAMINGO PARK PARKWIDE IMPROVEMNTS	203,400	-	-	-	-	-	203,400
65325	FLAMINGO PARK POOL ELECTRCL IMPRVMT	-	9,002	-	-	-	-	9,002
	<b>Fund Total:</b>	<b>203,400</b>	<b>9,002</b>	<b>-</b>	<b>-</b>	<b>-</b>	<b>-</b>	<b>212,402</b>
<b>378 99 GO BONDS FIRE SAFETY (B)</b>								
65526	FIRE STATION #2 -40YR CERTIFICATION	-	4,696	-	-	-	-	4,696
67123	FIRE STATION 3 - SECURITY SYSTEM	43,000	-	-	-	-	-	43,000
	<b>Fund Total:</b>	<b>43,000</b>	<b>4,696</b>	<b>-</b>	<b>-</b>	<b>-</b>	<b>-</b>	<b>47,696</b>
<b>379 SOUTH POINTE RDA</b>								
20587	1ST ST ALTON RD-WASHINGTON PH.1&2	4,669,616	-	-	-	-	-	4,669,616
23018	SOUTH POINTE PARK LIGHTING	585,000	-	-	-	-	-	585,000
23223	SOUTH OF FIFTH NEIGH. TRAFFIC CALM.	979,112	-	-	-	-	-	979,112
60177	SOUTH BEACH PEDESTRIAN ZONES	650,000	-	-	-	-	-	650,000
61031	BAPTIST FACILITIES PARKING ACCESS	-	23,720	-	-	-	-	23,720
61117	RESTORATIVE TREETWELL TREATMENT	145,000	-	-	-	-	-	145,000
65325	FLAMINGO PARK POOL ELECTRCL IMPRVMT	-	22,666	-	-	-	-	22,666
	<b>Fund Total:</b>	<b>7,028,728</b>	<b>46,386</b>	<b>-</b>	<b>-</b>	<b>-</b>	<b>-</b>	<b>7,075,114</b>
<b>381 2001 GULF BREEZE - NORM. GOLF</b>								
67223	N. SHORES GOLF CLUB KITCHEN FLOORNG	27,000	-	-	-	-	-	27,000
68120	N. SHORES GOLF CLUB DRAINAGE/PUMPS	-	65,081	-	-	-	-	65,081
	<b>Fund Total:</b>	<b>27,000</b>	<b>65,081</b>	<b>-</b>	<b>-</b>	<b>-</b>	<b>-</b>	<b>92,081</b>
<b>382 2003 G.O. BONDS-FIRE SAFETY</b>								
65526	FIRE STATION #2 -40YR CERTIFICATION	-	1,290	-	-	-	-	1,290
	<b>Fund Total:</b>	<b>-</b>	<b>1,290</b>	<b>-</b>	<b>-</b>	<b>-</b>	<b>-</b>	<b>1,290</b>
<b>383 2003 GO BONDS-PARKS &amp; BEACHES</b>								
20237	FAIRWAY PARK IMPROVEMENTS	116	-	-	-	-	-	116
20577	BELLE ISLE PARK PLAYGROUND	46,349	-	-	-	-	-	46,349
23200	FLAMINGO PARK PARKWIDE IMPROVEMNTS	4,648,453	-	-	-	-	-	4,648,453
65325	FLAMINGO PARK POOL ELECTRCL IMPRVMT	-	15,591	-	-	-	-	15,591
67420	FLAMINGO PARK POOL PLAYGROUND	76,026	-	-	-	-	-	76,026
67423	BEACHWALK PONDING AT 53RD STREET	54,039	-	-	-	-	-	54,039
	<b>Fund Total:</b>	<b>4,824,983</b>	<b>15,591</b>	<b>-</b>	<b>-</b>	<b>-</b>	<b>-</b>	<b>4,840,574</b>
<b>384 2003 GO BONDS - NEIGHBORHOODS</b>								
20597	WEST AVE PHASE II	3,010,683	-	-	-	-	-	3,010,683

PROJECT	PROJECT NAME	Previous Years	FY 2025	FY 2026	FY 2027	FY 2028	FY 2029	Total
21270	VENETIAN NEIGH-ISLANDS STREETSCAPE	4,044,649	-	-	-	-	-	4,044,649
23220	NORTH SHORE NEIGH. IMPROVEMENTS	668,191	-	-	-	-	-	668,191
23223	SOUTH OF FIFTH NEIGH. TRAFFIC CALM.	-	215,749	-	-	-	-	215,749
23380	PALM & HIBISCUS NEIGHBORHOOD IMPRVM	567,822	-	-	-	-	-	567,822
29500	COLLINS CANAL ENHANCEMENT PROJECT	1,428,192	-	-	-	-	-	1,428,192
60257	BAY DRIVE NEIGHBORHOOD GREENWAY	100,000	-	-	-	-	-	100,000
<b>Fund Total:</b>		<b>9,819,537</b>	<b>215,749</b>	-	-	-	-	<b>10,035,286</b>
<b>388 MDC CDT INTERLOCAL-CDT/RTX</b>								
20587	1ST ST ALTON RD-WASHINGTON PH.1&2	70,931	-	-	-	-	-	70,931
20597	WEST AVE PHASE II	501,093	-	-	-	-	-	501,093
23200	FLAMINGO PARK PARKWIDE IMPROVEMNTS	5,562,273	-	-	-	-	-	5,562,273
26270	BAYSHORE PARK (PAR 3)	4,558,090	-	-	-	-	-	4,558,090
27950	NORTH BEACH OCEANSIDE PARK REDEVELP	1,907,075	-	-	-	-	-	1,907,075
64723	10TH ST AUDITORIUM SECURITY ENHNCMT	-	4,274	-	-	-	-	4,274
66718	BEACH STORAGE AREA ENCLOSURE	170,000	-	-	-	-	-	170,000
67026	BASS MUSEUM SKYLIGHT REPLACEMENT	-	100,000	-	-	-	-	100,000
<b>Fund Total:</b>		<b>12,769,462</b>	<b>104,274</b>	-	-	-	-	<b>12,873,736</b>
<b>389 SOUTH POINTE CAPITAL</b>								
20587	1ST ST ALTON RD-WASHINGTON PH.1&2	5,446,274	-	-	-	-	-	5,446,274
21220	INDIAN CREEK STREET DRAINAGE IMP.	2,500,368	-	-	-	-	-	2,500,368
23223	SOUTH OF FIFTH NEIGH. TRAFFIC CALM.	31,150	-	-	-	-	-	31,150
23270	CITY CENTER COMMERCIAL DISTRICT BPB	3,381,241	-	-	-	-	-	3,381,241
23618	LENOX COURT & JEFFERSON AVE SEAWALL	300,000	-	-	-	-	-	300,000
28740	HOLOCAUST MEM SEAWALL	100,000	-	-	-	-	-	100,000
28780	DADE BLVD-WASHINGTON AVE SEAWALL	1,625,000	-	-	-	-	-	1,625,000
28790	CONV. CTR. DR TO WASHINGTON SEAWALL	1,800,000	-	-	-	-	-	1,800,000
28820	INDIAN BCH PARK SEAWALL	715,000	-	-	-	-	-	715,000
29560	BRITTANY BAY PARK SEAWALL	1,109,000	-	-	-	-	-	1,109,000
61117	RESTORATIVE TREEWELL TREATMENT	147,000	-	-	-	-	-	147,000
65325	FLAMINGO PARK POOL ELECTRCL IMPRVMT	-	9,547	-	-	-	-	9,547
66026	ONE OCEAN DRIVE-40YR CERTIFICATION	-	11,488	-	-	-	-	11,488
<b>Fund Total:</b>		<b>17,155,033</b>	<b>21,035</b>	-	-	-	-	<b>17,176,068</b>
<b>391 2019 GO BONDS - PARKS</b>								
25019	GO#1: 72 ST. COMMUNITY COMPLEX	10,800,000	-	-	-	-	-	10,800,000

PROJECT	PROJECT NAME	Previous Years	FY 2025	FY 2026	FY 2027	FY 2028	FY 2029	Total
25419	GO#5: FLAMINGO PARK & YOUTH CENTER	15,400,000	-	-	-	-	-	15,400,000
25619	GO#7: LA GORCE PARK	-	150,000	-	-	-	-	150,000
25719	GO#8: LUMMUS PARK	4,737,000	-	-	-	-	-	4,737,000
25819	GO#9: MARJORY STONEMAN DOUGLAS PARK	682,000	-	-	-	-	-	682,000
25919	GO#10: MAURICE GIBB PARK	5,251,275	-	-	-	-	-	5,251,275
26219	GO#13: N.SHORE PARK & YOUTH CENTER	2,031,000	-	-	-	-	-	2,031,000
26319	GO#15: PAR 3 / BAYSHORE PARK	20,166,105	-	-	-	-	-	20,166,105
26619	GO#19: SOUNDSCAPE PARK	4,575,497	-	-	-	-	-	4,575,497
26719	GO#23: BAYWLK PEDESTRIAN BRIDGE	10,000,000	-	-	-	-	-	10,000,000
26919	GO#27: LOG CABIN	1,076,000	-	-	-	-	-	1,076,000
27119	GO#29: WEST LOTS	1,000,000	-	-	-	-	-	1,000,000
27219	GO#30: SKATE PARK	683,000	(150,000)	-	-	-	-	533,000
68019	GO#25: WATERWAY RESTORATION	500,000	-	-	-	-	-	500,000
<b>Fund Total:</b>		<b>76,901,877</b>	-	-	-	-	-	<b>76,901,877</b>
<b>392 2019 GO BONDS - PUBLIC SAFETY</b>								
22819	GO#57: CAMERAS- ENTERTAINMENT DIST.	1,490,000	-	-	-	-	-	1,490,000
23119	GO#49: PUBLIC SAFETY RADIO SYSTEM	9,700,000	-	-	-	-	-	9,700,000
28319	GO#45: FIRE STATION #1	5,746,058	-	-	-	-	-	5,746,058
28419	GO#46: OCEAN RESCUE NOBE FACILITY	1,000,000	-	-	-	-	-	1,000,000
28519	GO#47: LICENSE PLATE READERS	1,575,674	-	-	-	-	-	1,575,674
28719	GO#53: SECURITY FOR PUBLIC SPACES	1,999,916	-	-	-	-	-	1,999,916
28819	GO#54: MARINE PATROL FACILITY	2,000,000	-	-	-	-	-	2,000,000
68519	GO#48: POLICE HQ FACILITY	6,573,272	-	-	-	-	-	6,573,272
68819	GO#50: CAMERAS- BUSINESS DIST.	825,000	-	-	-	-	-	825,000
68919	GO#52: LED LIGHTING IN PARKS	3,048,919	-	-	-	-	-	3,048,919
69019	GO#55: STREET LIGHTING IMPROVEMENTS	3,500,000	-	-	-	-	-	3,500,000
<b>Fund Total:</b>		<b>37,458,839</b>	-	-	-	-	-	<b>37,458,839</b>
<b>393 2019 GO BONDS- NEIGHBORHOODS</b>								
24619	GO#37: SIDEWALK IMPROVEMENTS	3,960,066	-	-	-	-	-	3,960,066
27319	GO#31: OCEAN DRIVE CORRIDOR	1,549,000	-	-	-	-	-	1,549,000
27519	GO#34: ABOVE GROUND IMPROVEMENTS	1,112,000	-	-	-	-	-	1,112,000
27719	GO#36: WASHINGTON AVE. CORRIDOR	397,616	-	-	-	-	-	397,616
27819	GO#38: STREET PAVEMENT	5,800,000	-	-	-	-	-	5,800,000
27919	GO#39: SEAWALLS & SHORELINES	5,000,000	-	-	-	-	-	5,000,000

PROJECT	PROJECT NAME	Previous Years	FY 2025	FY 2026	FY 2027	FY 2028	FY 2029	Total
28019	GO#40: 41 ST. CORRIDOR	2,531,318	-	-	-	-	-	2,531,318
68219	GO#33: STREET TREE MASTER PLAN	2,770,000	-	-	-	-	-	2,770,000
68419	GO#42: TRAFFIC CALMING	1,500,000	-	-	-	-	-	1,500,000
68619	GO#43: BIKE LANES & SHARED USE PATH	2,380,000	-	-	-	-	-	2,380,000
<b>Fund Total:</b>		<b>27,000,000</b>	<b>-</b>	<b>-</b>	<b>-</b>	<b>-</b>	<b>-</b>	<b>27,000,000</b>
<b>394 SERIES 2023A ACF-GOB TAX-EXEMP</b>								
24123	ACGO#2 MIAMI CITY BALLET	7,518,000	-	-	-	-	-	7,518,000
24223	ACGO#3 WF HOUSING (COLLINS PK)	4,000,000	-	-	-	-	-	4,000,000
24423	ACGO#5 COLONY THEATER	2,594,000	-	-	-	-	-	2,594,000
24523	ACGO#6 MIAMI BEACH BOTANICAL GARDEN	2,478,000	-	-	-	-	-	2,478,000
24623	ACGO#7 ART DECO WELCOME CENTER	1,420,000	-	-	-	-	-	1,420,000
24723	ACGO#8 NEW WORLD SYMPHONY	5,700,000	-	-	-	-	-	5,700,000
24823	ACGO#9 HOLOCAUST MEMORIAL MB	7,150,000	-	-	-	-	-	7,150,000
25023	ACGO#11 NB OCEANFRONT CENTER	1,183,000	-	-	-	-	-	1,183,000
25123	ACGO#12 HISPANIC COMMUNITY CNTR.	767,000	-	-	-	-	-	767,000
25323	ACGO#14 MIAMI BEACH BANDSHELL	3,770,000	-	-	-	-	-	3,770,000
25423	ACGO#15 THE WOLFSONIAN - FIU	1,500,000	-	3,500,000	-	-	-	5,000,000
25523	ACGO#16 JEWISH MUSEUM OF FLORIDA	750,000	-	-	-	-	-	750,000
25623	ACGO#17 ARTISTIC PLAYGROUNDS	3,835,000	-	-	-	-	-	3,835,000
25723	ACGO#18 AQUATIC SCULPTURE PARK	5,000,000	-	-	-	-	-	5,000,000
<b>Fund Total:</b>		<b>47,665,000</b>	<b>-</b>	<b>3,500,000</b>	<b>-</b>	<b>-</b>	<b>-</b>	<b>51,165,000</b>
<b>395 SERIES 2023B ACF-GOB TAXABLE</b>								
24023	ACGO#1 BASS MUSEUM OF ART	10,589,000	-	9,511,000	-	-	-	20,100,000
24123	ACGO#2 MIAMI CITY BALLET	4,482,000	-	-	-	-	-	4,482,000
24323	ACGO#4 FILLMORE (JACKIE GLEASON)	12,406,000	-	16,694,000	-	-	-	29,100,000
24423	ACGO#5 COLONY THEATER	1,506,000	-	3,380,000	-	-	-	4,886,000
24523	ACGO#6 MIAMI BEACH BOTANICAL GARDEN	3,792,000	-	-	-	-	-	3,792,000
24923	ACGO#10 BYRON CARLYLE THEATER	10,590,000	-	19,980,000	-	-	-	30,570,000
25223	ACGO#13 COLLINS PARK CULTURAL CNTR.	7,670,000	-	-	-	-	-	7,670,000
25823	ACGO#19 COLLINS PARK ROTUNDA	1,500,000	-	-	-	-	-	1,500,000
25923	ACGO#20 MB CLASSICAL MUSIC FESTIVAL	1,500,000	-	-	-	-	-	1,500,000
26023	ACGO#21 WF HOUSING CULTURAL INSTIT.	-	-	4,000,000	-	-	-	4,000,000
<b>Fund Total:</b>		<b>54,035,000</b>	<b>-</b>	<b>53,565,000</b>	<b>-</b>	<b>-</b>	<b>-</b>	<b>107,600,000</b>

PROJECT	PROJECT NAME	Previous Years	FY 2025	FY 2026	FY 2027	FY 2028	FY 2029	Total
<b>396 2025 GOB - NEIGHBORHD INFRASTR</b>								
24619	GO#37: SIDEWALK IMPROVEMENTS	3,500,000	-	-	-	-	-	3,500,000
27819	GO#38: STREET PAVEMENT	8,600,000	-	-	-	-	-	8,600,000
27919	GO#39: SEAWALLS & SHORELINES	5,000,000	-	-	-	-	-	5,000,000
68219	GO#33: STREET TREE MASTER PLAN	2,230,000	-	-	-	-	-	2,230,000
68419	GO#42: TRAFFIC CALMING	500,000	-	-	-	-	-	500,000
	<b>Fund Total:</b>	<b>19,830,000</b>	-	-	-	-	-	<b>19,830,000</b>
<b>410 BUILDING CAPITAL FUND</b>								
21724	NORTH BEACH PROPERTY PURCHASE	6,530,000	-	-	-	-	-	6,530,000
64526	7605 COLLINS AVE BUILDOUT/RENO	-	1,000,000	-	-	-	-	1,000,000
	<b>Fund Total:</b>	<b>6,530,000</b>	<b>1,000,000</b>	-	-	-	-	<b>7,530,000</b>
<b>417 2025 WATER &amp; SEWER BOND</b>								
20527	FDOT ALTON RD. UTILITIES RELOCATION	7,935,000	-	-	-	-	-	7,935,000
20619	WASTE WATER STATIONS REHABILITATION	22,047,319	-	-	-	-	-	22,047,319
20719	SCADA AND PLC SYSTEMS	50,000	-	-	-	-	-	50,000
21424	STORMWATER CRITICAL NEEDS	184,000	-	-	-	-	-	184,000
22720	PUBLIC WORKS OPERATIONS FACILITY	299,000	-	-	-	-	-	299,000
28120	WATER PUMP STATIONS IMPROVEMENTS	2,252,496	-	-	-	-	-	2,252,496
28220	WASTEWATER MANHOLE REHABILITATION	3,905,235	-	-	-	-	-	3,905,235
28320	SEWER PUMP STATION ODOR CONTROL	1,500,000	-	-	-	-	-	1,500,000
28520	WATER & WASTEWATER MAINS AND REHAB	44,528,372	-	-	-	-	-	44,528,372
60419	DERM & EPA CONSENT DECREE	1,359,370	-	-	-	-	-	1,359,370
	<b>Fund Total:</b>	<b>84,060,792</b>	-	-	-	-	-	<b>84,060,792</b>
<b>418 W&amp;S CAP PROJ FNDED BY OPER FDS</b>								
20526	NORTH BAY RD AND LAKEVIEW SEWER COL	2,100,000	-	-	-	-	-	2,100,000
20527	FDOT ALTON RD. UTILITIES RELOCATION	4,294,301	-	-	-	-	-	4,294,301
20619	WASTE WATER STATIONS REHABILITATION	4,533,915	-	-	-	-	-	4,533,915
20626	17TH STREET IMPROVEMENTS PHASE I	800,000	-	-	-	-	-	800,000
28120	WATER PUMP STATIONS IMPROVEMENTS	3,595,937	-	-	-	-	-	3,595,937
28220	WASTEWATER MANHOLE REHABILITATION	2,148,396	-	-	-	-	-	2,148,396
28320	SEWER PUMP STATION ODOR CONTROL	1,700,600	-	-	-	-	-	1,700,600
28520	WATER & WASTEWATER MAINS AND REHAB	27,728,932	-	-	-	-	-	27,728,932
29310	CONV.CTR./LINCOLN RD CONNECTOR	5,423,345	-	-	-	-	-	5,423,345
60419	DERM & EPA CONSENT DECREE	6,074,940	-	-	-	-	-	6,074,940

PROJECT	PROJECT NAME	Previous Years	FY 2025	FY 2026	FY 2027	FY 2028	FY 2029	Total
65421	VALVE REPLACEMENT PROGRAM	1,029,000	-	-	-	-	-	1,029,000
67225	100 BLOCK OF LINCOLN ROAD	600,000	-	-	-	-	-	600,000
67723	PUBLIC WORKS YARD RESTROOM EXHAUST	26,000	-	-	-	-	-	26,000
<b>Fund Total:</b>		<b>60,055,366</b>	<b>-</b>	<b>-</b>	<b>-</b>	<b>-</b>	<b>-</b>	<b>60,055,366</b>
<b>419 2017 WATER &amp; SEWER BONDS</b>								
20525	WEST AVENUE PH III	141,000	-	-	-	-	-	141,000
20527	FDOT ALTON RD. UTILITIES RELOCATION	7,652,745	-	-	-	-	-	7,652,745
20597	WEST AVE PHASE II	18,192,671	-	-	-	-	-	18,192,671
20619	WASTE WATER STATIONS REHABILITATION	11,103,400	-	-	-	-	-	11,103,400
20719	SCADA AND PLC SYSTEMS	2,556,258	-	-	-	-	-	2,556,258
21270	VENETIAN NEIGH -ISLANDS STREETSCAPE	996,022	-	-	-	-	-	996,022
23380	PALM & HIBISCUS NEIGHBORHOOD IMPRVM	3,963,099	-	-	-	-	-	3,963,099
28120	WATER PUMP STATIONS IMPROVEMENTS	3,581,814	-	-	-	-	-	3,581,814
28220	WASTEWATER MANHOLE REHABILITATION	88,559	8,234	-	-	-	-	96,793
28520	WATER & WASTEWATER MAINS AND REHAB	31,533,091	-	-	-	-	-	31,533,091
65421	VALVE REPLACEMENT PROGRAM	930,995	-	-	-	-	-	930,995
<b>Fund Total:</b>		<b>80,739,654</b>	<b>8,234</b>	<b>-</b>	<b>-</b>	<b>-</b>	<b>-</b>	<b>80,747,888</b>
<b>420 W&amp;S GBL SERIES 2010 2009-27243</b>								
20527	FDOT ALTON RD. UTILITIES RELOCATION	179,530	-	-	-	-	-	179,530
21270	VENETIAN NEIGH -ISLANDS STREETSCAPE	2,766,100	-	-	-	-	-	2,766,100
23220	NORTH SHORE NEIGH. IMPROVEMENTS	2,362,322	-	-	-	-	-	2,362,322
23380	PALM & HIBISCUS NEIGHBORHOOD IMPRVM	2,547,712	-	-	-	-	-	2,547,712
28220	WASTEWATER MANHOLE REHABILITATION	10,498	-	-	-	-	-	10,498
<b>Fund Total:</b>		<b>7,866,162</b>	<b>-</b>	<b>-</b>	<b>-</b>	<b>-</b>	<b>-</b>	<b>7,866,162</b>
<b>422 WATER AND SEWER IMPACT FEES</b>								
20527	FDOT ALTON RD. UTILITIES RELOCATION	1,326,229	-	-	-	-	-	1,326,229
28220	WASTEWATER MANHOLE REHABILITATION	126,316	-	-	-	-	-	126,316
<b>Fund Total:</b>		<b>1,452,545</b>	<b>-</b>	<b>-</b>	<b>-</b>	<b>-</b>	<b>-</b>	<b>1,452,545</b>
<b>423 GULF BREEZE 2006</b>								
21270	VENETIAN NEIGH -ISLANDS STREETSCAPE	1,134,463	-	-	-	-	-	1,134,463
23380	PALM & HIBISCUS NEIGHBORHOOD IMPRVM	2,828,927	-	-	-	-	-	2,828,927
28220	WASTEWATER MANHOLE REHABILITATION	111,736	-	-	-	-	-	111,736
<b>Fund Total:</b>		<b>4,075,126</b>	<b>-</b>	<b>-</b>	<b>-</b>	<b>-</b>	<b>-</b>	<b>4,075,126</b>



PROJECT	PROJECT NAME	Previous Years	FY 2025	FY 2026	FY 2027	FY 2028	FY 2029	Total
<b>424 WATER &amp; SEWER BONDS 2000S</b>								
21270	VENETIAN NEIGH -ISLANDS STREETSCAPE	3,659,741	-	-	-	-	-	3,659,741
23220	NORTH SHORE NEIGH. IMPROVEMENTS	2,024,350	-	-	-	-	-	2,024,350
23380	PALM & HIBISCUS NEIGHBORHOOD IMPRVM	1,222,509	-	-	-	-	-	1,222,509
28220	WASTEWATER MANHOLE REHABILITATION	244,230	-	-	-	-	-	244,230
	<b>Fund Total:</b>	<b>7,150,830</b>	-	-	-	-	-	<b>7,150,830</b>
<b>425 WATER AND SEWER ENTERPRISE FUN</b>								
21270	VENETIAN NEIGH -ISLANDS STREETSCAPE	1,529,777	-	-	-	-	-	1,529,777
23380	PALM & HIBISCUS NEIGHBORHOOD IMPRVM	503,278	-	-	-	-	-	503,278
64220	PUBLIC WORKS FACILITY EXTERIOR	59,914	-	-	-	-	-	59,914
66025	PUBLIC WORKS LOADING DOCK IMPROVEME	25,000	-	-	-	-	-	25,000
	<b>Fund Total:</b>	<b>2,117,969</b>	-	-	-	-	-	<b>2,117,969</b>
<b>427 STORMWATER ENTERPRISE FUND</b>								
21270	VENETIAN NEIGH -ISLANDS STREETSCAPE	2,600,270	-	-	-	-	-	2,600,270
23380	PALM & HIBISCUS NEIGHBORHOOD IMPRVM	449,272	-	-	-	-	-	449,272
27170	BISCAYNE BAY STREETEND PHII SEAWALL	1,508,344	-	-	-	-	-	1,508,344
	<b>Fund Total:</b>	<b>4,557,886</b>	-	-	-	-	-	<b>4,557,886</b>
<b>428 STORMWATER BONDS 2000S</b>								
20597	WEST AVE PHASE II	23,053	-	-	-	-	-	23,053
21270	VENETIAN NEIGH -ISLANDS STREETSCAPE	4,353,561	-	-	-	-	-	4,353,561
23270	CITY CENTER COMMERCIAL DISTRICT BPB	(28,330)	-	-	-	-	-	(28,330)
23380	PALM & HIBISCUS NEIGHBORHOOD IMPRVM	427,464	-	-	-	-	-	427,464
	<b>Fund Total:</b>	<b>4,775,748</b>	-	-	-	-	-	<b>4,775,748</b>
<b>429 2017 STORMWATER BONDS</b>								
20428	NUISANCE FLOODING MITIGATION	-	200,000	-	-	-	-	200,000
20525	WEST AVENUE PH III	4,000,000	-	783,331	-	-	-	4,783,331
20527	FDOT ALTON RD. UTILITIES RELOCATION	-	-	-	-	-	15,966	15,966
20587	1ST ST ALTON RD-WASHINGTON PH.1&2	17,459,326	-	-	-	-	-	17,459,326
20597	WEST AVE PHASE II	55,149,125	-	-	-	-	-	55,149,125
20719	SCADA AND PLC SYSTEMS	4,100,250	(1,766,667)	-	-	-	-	2,333,583
21220	INDIAN CREEK STREET DRAINAGE IMP.	5,267,542	-	-	-	-	-	5,267,542
21424	STORMWATER CRITICAL NEEDS	-	720,034	-	-	-	-	720,034
23270	CITY CENTER COMMERCIAL DISTRICT BPB	2,300,000	-	-	-	-	-	2,300,000
23380	PALM & HIBISCUS NEIGHBORHOOD IMPRVM	6,433,629	-	-	-	-	-	6,433,629

PROJECT	PROJECT NAME	Previous Years	FY 2025	FY 2026	FY 2027	FY 2028	FY 2029	Total
23723	PARKVIEW ISLAND WATER QUALITY IMPR.	-	1,950,000	-	-	-	-	1,950,000
28920	59TH W OF ALTON BIOSWALE PILOT PROJ	481,397	-	-	-	-	-	481,397
29530	COLLINS PARK ANCILLARY IMPROVEMENTS	-	-	604,000	-	-	-	604,000
29820	STORMWATER OUTFALLS WATR QLTY IMPRV	368,603	1,770,243	-	-	-	-	2,138,846
<b>Fund Total:</b>		<b>95,559,872</b>	<b>2,873,610</b>	<b>1,387,331</b>	<b>-</b>	<b>-</b>	<b>15,966</b>	<b>99,836,779</b>
<b>431 2011 STORMWATER BOND2011-27782</b>								
20597	WEST AVE PHASE II	107,809	-	-	-	-	-	107,809
21270	VENETIAN NEIGH -ISLANDS STREETSCAPE	2,592,490	-	-	-	-	-	2,592,490
21424	STORMWATER CRITICAL NEEDS	-	7,525	-	-	-	-	7,525
23270	CITY CENTER COMMERCIAL DISTRICT BPB	132,000	-	-	-	-	-	132,000
23380	PALM & HIBISCUS NEIGHBORHOOD IMPRVM	1,535,601	-	-	-	-	-	1,535,601
<b>Fund Total:</b>		<b>4,367,900</b>	<b>7,525</b>	<b>-</b>	<b>-</b>	<b>-</b>	<b>-</b>	<b>4,375,425</b>
<b>432 STORMWATER BONDS 2015</b>								
20527	FDOT ALTON RD. UTILITIES RELOCATION	-	-	-	-	-	451,576	451,576
21270	VENETIAN NEIGH -ISLANDS STREETSCAPE	20,516,285	-	-	-	-	-	20,516,285
23270	CITY CENTER COMMERCIAL DISTRICT BPB	5,605,959	-	-	-	-	-	5,605,959
23380	PALM & HIBISCUS NEIGHBORHOOD IMPRVM	22,578,586	-	-	-	-	-	22,578,586
23723	PARKVIEW ISLAND WATER QUALITY IMPR.	-	50,000	-	-	-	-	50,000
26270	BAYSHORE PARK (PAR 3)	5,413,430	-	-	-	-	-	5,413,430
29310	CONV.CTR./LINCOLN RD CONNECTOR	795,436	-	-	-	-	-	795,436
29820	STORMWATER OUTFALLS WATR QLTY IMPRV	250,443	-	-	-	-	-	250,443
<b>Fund Total:</b>		<b>55,160,139</b>	<b>50,000</b>	<b>-</b>	<b>-</b>	<b>-</b>	<b>451,576</b>	<b>55,661,715</b>
<b>433 STORMWATER PROJECTS - MDC ILA</b>								
20422	FLAMINGO NEIGHBORHOOD DRAINAGE IMPV	300,000	-	-	-	-	-	300,000
20597	WEST AVE PHASE II	1,787,000	-	-	-	-	-	1,787,000
21220	INDIAN CREEK STREET DRAINAGE IMP.	8,957,255	-	-	-	-	-	8,957,255
23220	NORTH SHORE NEIGH. IMPROVEMENTS	450,000	-	-	-	-	-	450,000
23380	PALM & HIBISCUS NEIGHBORHOOD IMPRVM	2,690,176	-	-	-	-	-	2,690,176
24020	NAUTILUS A	250,000	-	-	-	-	-	250,000
28300	SHANE ROWING WATERSPORT SEAWALL	650,000	-	-	-	-	-	650,000
29020	CITYWIDE SEAWALL REHAB	10,000,000	-	-	-	-	-	10,000,000
29530	COLLINS PARK ANCILLARY IMPROVEMENTS	-	8,441	-	-	-	-	8,441
<b>Fund Total:</b>		<b>25,084,431</b>	<b>8,441</b>	<b>-</b>	<b>-</b>	<b>-</b>	<b>-</b>	<b>25,092,872</b>

PROJECT	PROJECT NAME	Previous Years	FY 2025	FY 2026	FY 2027	FY 2028	FY 2029	Total
<b>434 STORMWATER CAPITAL NOT BONDS</b>								
20428	NUISANCE FLOODING MITIGATION	200,000	-	-	-	-	-	200,000
20525	WEST AVENUE PH III	8,358,522	-	883,651	-	-	-	9,242,173
20527	FDOT ALTON RD. UTILITIES RELOCATION	-	-	-	-	-	6,032,034	6,032,034
20587	1ST ST ALTON RD-WASHINGTON PH.1&2	1,530,000	-	-	-	-	-	1,530,000
20597	WEST AVE PHASE II	3,326,397	-	-	-	-	-	3,326,397
20626	17TH STREET IMPROVEMENTS PHASE I	1,200,000	-	-	-	-	-	1,200,000
21220	INDIAN CREEK STREET DRAINAGE IMP.	232,458	-	-	-	-	-	232,458
21424	STORMWATER CRITICAL NEEDS	3,000,000	(2,613,268)	8,624,000	6,848,000	8,712,000	3,112,000	27,682,732
21720	DRAINAGE SYSTEM WATER QUALITY PILOT	500,000	-	-	-	-	-	500,000
22720	PUBLIC WORKS OPERATIONS FACILITY	-	230,000	-	2,070,000	-	-	2,300,000
23270	CITY CENTER COMMERCIAL DISTRICT BPB	628,603	-	-	-	-	-	628,603
23723	PARKVIEW ISLAND WATER QUALITY IMPR.	200,000	-	-	-	-	-	200,000
24229	1ST ST ALTON RD-WASHINGTON PH.3&4	-	-	-	-	-	34,670,000	34,670,000
26270	BAYSHORE PARK (PAR 3)	1,619,403	-	-	-	-	-	1,619,403
28300	SHANE ROWING WATERSPORT SEAWALL	1,496,777	-	-	-	-	-	1,496,777
29310	CONV.CTR./LINCOLN RD CONNECTOR	133,762	-	-	-	-	-	133,762
29530	COLLINS PARK ANCILLARY IMPROVEMENTS	-	-	493,300	-	-	-	493,300
29820	STORMWATER OUTFALLS WATR QLTY IMPRV	2,000,000	(1,545,243)	-	-	-	-	454,757
66125	WATER QUALITY IMPRVMENTS-TEMP SYSTEM	1,300,000	-	-	-	-	-	1,300,000
67225	100 BLOCK OF LINCOLN ROAD	400,000	-	-	-	-	-	400,000
67825	STORMWATER PUMP STATION CULVERT	1,250,000	-	-	-	-	-	1,250,000
<b>Fund Total:</b>		<b>27,375,922</b>	<b>(3,928,511)</b>	<b>10,000,951</b>	<b>8,918,000</b>	<b>8,712,000</b>	<b>43,814,034</b>	<b>94,892,396</b>
<b>435 SANITATION ENTERPRISE FUND</b>								
61926	ELECTROWAVE EXT./INT. PAINTING	-	-	28,000	-	-	-	28,000
64318	BAYSHORE GREEN WASTE FACILITY	750,000	-	-	-	-	-	750,000
66323	17TH ST GARAGE RSTRM EXPANSN/UPGRD	536,000	-	-	-	-	-	536,000
66626	FLEET ELECTRO WAVE - 40YR CERT	-	100,000	-	-	-	-	100,000
67923	FLEET/SANITATION ROOF DRAIN	143,000	-	-	-	-	-	143,000
69470	FLEET/SANITATION FIRE ALARM SYSTEM	142,900	-	-	-	-	-	142,900
<b>Fund Total:</b>		<b>1,571,900</b>	<b>100,000</b>	<b>28,000</b>	<b>-</b>	<b>-</b>	<b>-</b>	<b>1,699,900</b>
<b>440 CONVENTION CENTER OPERATIONS</b>								
22922	CC SECURITY FOR PUBLIC SPACES-GO#53	545,503	-	-	-	-	-	545,503
28170	CC SPECIAL EVENT TENT ENHANCEMENT	1,712,000	-	-	-	-	-	1,712,000

PROJECT	PROJECT NAME	Previous Years	FY 2025	FY 2026	FY 2027	FY 2028	FY 2029	Total
62025	CC POWER OUTPUT INCREASE - 400 AMP	-	-	-	-	-	1,600,000	1,600,000
62429	CC PARKING DECK FLEXIBLE SEAL	291,486	-	-	-	-	-	291,486
62729	CC DIGITAL SIGNAGE/WORKSTATIONS	154,800	-	688,110	34,639	32,865	-	910,414
63327	CC ADDITIONAL TABLES 8'	-	-	-	50,000	-	-	50,000
63429	CC TR ROOMS UPS	100,000	-	-	-	-	-	100,000
63629	CC COMMERCIAL EQUIPMENT IMPROVEMENT	-	-	-	-	-	55,000	55,000
64826	CC ADDITIONAL TABLES 6'	-	-	45,000	-	-	-	45,000
64926	CC ADDITIONAL TABLES CLASSROOM	-	-	44,000	-	-	-	44,000
66328	CC ATTIC STOCK OF CARPET FOR VENUE	-	-	200,000	200,000	200,000	-	600,000
66428	CC EXHIBIT HALL FLOOR REPAIR/POLISH	-	-	-	-	1,000,000	-	1,000,000
66628	CC ADDITIONAL CHAIRS	-	-	-	2,000,000	-	-	2,000,000
66728	CC HALL CHAIRS REPLACEMENT	-	-	-	-	350,000	-	350,000
66828	CC CUSHMAN CART	-	-	-	-	30,000	-	30,000
67925	CC PAINT ALL ROOMS - FRONT AND BACK	2,000,000	-	-	-	-	-	2,000,000
68025	CC COLLINS CANAL PK LIGHTING UPGRD	200,000	-	-	-	-	-	200,000
68125	CC PRIDE PARK LANDSCAPE	250,000	-	-	-	-	-	250,000
68127	CC TV MONITORS BOARD/BREAKROOMS	-	-	-	100,000	-	-	100,000
68225	CC RUM ROOM & VENUE	70,000	-	-	-	-	-	70,000
68927	CC ADDITIONAL PODIUMS	-	-	-	75,000	-	-	75,000
69325	CC PERMANENT/PORTABLE CAFÉS LOBBY	-	-	200,000	-	-	-	200,000
69425	CC PERMANENT/PORTABLE CAFE 2ND FLR	-	-	100,000	-	-	-	100,000
69525	CC REPLACE/UPGRADE E. KITCHN EQPMNT	-	-	450,000	-	-	-	450,000
69625	CC REPLACE EXHIBIT HALL LIGHT FXTRS	-	-	1,500,000	-	-	-	1,500,000
<b>Fund Total:</b>		<b>5,323,789</b>	<b>-</b>	<b>3,227,110</b>	<b>2,459,639</b>	<b>1,612,865</b>	<b>1,655,000</b>	<b>14,278,403</b>
<b>442 CONVENTION DEVELOPMENT TAX\$15M</b>								
63129	CC ROOF REPLACEMENT	-	86,000	-	-	-	-	86,000
<b>Fund Total:</b>		<b>-</b>	<b>86,000</b>	<b>-</b>	<b>-</b>	<b>-</b>	<b>-</b>	<b>86,000</b>
<b>443 CONV CTR RENEWAL AND REPLACE</b>								
20126	CC WALK-OFF MATS REPLACEMENT	-	-	-	-	1,500,000	-	1,500,000
20127	CC LED WALLS-MULTIPLE LOCATIONS	1,500,000	-	-	-	-	-	1,500,000
20226	CC EXHIBIT HALL COLUMNS	-	-	250,000	-	-	-	250,000
20227	CC RAINWATER PIPES-RELOCATE/ENCLOSE	-	-	-	300,000	-	-	300,000
23123	CC RENOVATION PUNCH LIST ITEMS	-	-	500,000	-	-	-	500,000
23523	CC COOLING TOWER ROOF REPLACEMENT	500,000	-	-	-	-	-	500,000

PROJECT	PROJECT NAME	Previous Years	FY 2025	FY 2026	FY 2027	FY 2028	FY 2029	Total
62125	CC EAST BOILER REPLACEMENT	250,000	-	-	-	-	-	250,000
62126	CC SOUND DEADENING PRODUCT	-	-	750,000	-	-	-	750,000
62225	CC PLATFORMS INSTALLATION	-	-	250,000	-	-	-	250,000
62325	CC WALK IN COOLERS 1ST LEVEL	-	-	300,000	-	-	-	300,000
62724	CC WIRELESS NETWORK REPAIR	500,000	-	-	-	-	-	500,000
62824	CC AV SYSTEM NETWORK WIRING	40,000	-	-	-	-	-	40,000
62924	CC AV SYSTEM REDUNDANT HARDWARE	35,000	-	-	-	40,000	-	75,000
63024	CC AV SYSTEM AMPLIFIER PWR REWIRING	27,000	-	-	-	-	35,000	62,000
63124	CC EXTR ELEVATOR SHAFTS	750,000	-	-	-	-	-	750,000
63129	CC ROOF REPLACEMENT	-	1,286,984	8,000,000	8,000,000	-	-	17,286,984
63224	CC XHALL VENTILATION EXTRACTN SYSTM	-	-	100,000	-	-	-	100,000
63229	CC SE FREIGHT ELEVATOR/2ND FLOOR	-	-	-	-	-	1,500,000	1,500,000
63324	CC BALLROOM BEAM DETECTORS-REPLACE	-	-	1,000,000	-	-	-	1,000,000
63624	CC WALK IN COOLER/FREEZER	-	250,000	250,000	-	-	-	500,000
63824	CC DR/WASHINGTON PLANT MTRL-RPLCMNT	200,000	-	-	-	-	-	200,000
63924	CC LOWER CONCRETE UNDER STR BEAM	-	-	400,000	-	-	-	400,000
64024	CC ADDITIONAL ELEC 100AMP OUTLET	-	-	600,000	-	-	-	600,000
64626	CC LED SCREEN WRAPS	-	250,000	250,000	250,000	250,000	-	1,000,000
64726	CC SMART CTY CABLING NETWORK	-	-	750,000	200,000	-	-	950,000
64928	CC BACK OF HOUSE PROTECTION	-	-	-	200,000	-	-	200,000
65023	CC EXHIBIT HALLS FIRE STROBE	300,000	-	-	-	-	-	300,000
65122	CC ADDITIONAL SECURITY CAMERAS	600,000	-	-	-	400,000	-	1,000,000
65223	CC EXHIBIT HALL LIGHTS INSTALLATION	60,000	-	-	-	-	-	60,000
67322	CC PARKING DECK CRACKS REPAIR	1,441,617	-	-	-	-	-	1,441,617
68023	CC 40 YEAR RECERTIFICATION REPAIRS	1,586,000	-	-	-	-	-	1,586,000
68123	CC ADDTNL FIRE PUMP INSTALLATION	250,000	-	-	-	-	-	250,000
68223	CC ELECTRICAL SWITCH GEAR	300,000	-	-	350,000	-	-	650,000
69028	CC SECURITY CAMERAS	-	250,000	-	-	-	-	250,000
<b>Fund Total:</b>		<b>8,339,617</b>	<b>2,036,984</b>	<b>13,400,000</b>	<b>9,300,000</b>	<b>2,190,000</b>	<b>1,535,000</b>	<b>36,801,601</b>
<b>463 RDA- GARAGE FUND</b>								
20022	16TH ST GARAGE JOINT REPLACEMENT	200,000	-	-	-	-	-	200,000
20200	TRANSPORTATION CAPITAL INITIATIVE	7,000,000	-	-	-	-	-	7,000,000
21124	16TH ST GARAGE-EXTERIOR RENEWAL	400,000	-	-	-	-	-	400,000
26100	CITYWIDE GARAGE SECURITY CAMERA SYS	250,000	-	-	-	-	-	250,000

PROJECT	PROJECT NAME	Previous Years	FY 2025	FY 2026	FY 2027	FY 2028	FY 2029	Total
60023	16TH ST GARAGE-PLUMBING SYSTEM UPDT	195,000	-	-	-	-	-	195,000
60190	ANCHOR GRGE ELEVATOR REPLACEMENT	357,995	-	-	-	-	-	357,995
60324	16TH ST GARAGE GENERATOR	-	250,000	-	-	-	-	250,000
61718	16TH ST GARAGE FIRE SPRINKLER	1,444,000	-	-	-	-	-	1,444,000
62525	16TH ST GARAGE HM DOORS REPLACEMENT	-	79,300	-	-	-	-	79,300
64224	16TH ST GARAGE AC CONDENSING UNIT	87,840	-	-	-	-	-	87,840
64324	16TH ST GARAGE ROOF AIR UNT RENEWAL	96,768	-	-	-	-	-	96,768
65328	16TH ST GARAGE EXIT SIGNS REPLCMNT	-	-	-	87,840	-	-	87,840
66918	ANCHOR GRGE FIRE ALARM REPLACEMENT	221,000	-	-	-	-	-	221,000
67922	16TH ST GARAGE EXT PAINT & WATRPRF	430,000	-	-	-	-	-	430,000
68323	16TH ST GARAGE FAN REPLACEMENT	52,000	-	-	-	-	-	52,000
68325	16TH ST GARAGE REPLACEMENT OF VENT	80,000	-	-	-	-	-	80,000
68328	16TH ST GARAGE ELEVATOR RETROFIT	-	100,000	-	-	-	-	100,000
68423	16TH ST GARAGE REPLC ELEV FLR/LIGHT	37,000	-	-	-	-	-	37,000
68425	16TH ST GARAGE LOBBY (2) LOCATIONS	100,000	-	-	-	-	-	100,000
68428	16TH ST GARAGE LED RETROFIT	-	350,000	-	-	-	-	350,000
68528	16TH ST GARAGE SAND INTERCEPTOR	-	100,000	-	-	-	-	100,000
68623	16TH ST GARAGE BUILDING JOINT REPL	36,000	-	-	-	-	-	36,000
<b>Fund Total:</b>		<b>10,987,603</b>	<b>879,300</b>	<b>-</b>	<b>87,840</b>	<b>-</b>	<b>-</b>	<b>11,954,743</b>
<b>465 RDA-ANCHOR SHOPS FUND</b>								
20200	TRANSPORTATION CAPITAL INITIATIVE	6,000,000	-	-	-	-	-	6,000,000
<b>Fund Total:</b>		<b>6,000,000</b>	<b>-</b>	<b>-</b>	<b>-</b>	<b>-</b>	<b>-</b>	<b>6,000,000</b>
<b>467 PENN GARAGE FUND</b>								
26100	CITYWIDE GARAGE SECURITY CAMERA SYS	233,000	-	-	-	-	-	233,000
60025	PENN GARAGE-ROOFTOP-STAIRS ELEVATOR	-	-	-	40,000	-	-	40,000
60424	PENN GARAGE-GENERATOR RENEWAL	-	300,000	-	-	-	-	300,000
60524	PENN GARAGE-PLUMBING SYSTEM UPDATE	-	-	75,000	-	-	-	75,000
60823	PENN GARAGE-FIRE SPRINKLER RENEWAL	300,000	-	-	-	-	-	300,000
68628	PENNSYLVANIA GARAGE LED RETROFIT	-	250,000	-	-	-	-	250,000
<b>Fund Total:</b>		<b>533,000</b>	<b>550,000</b>	<b>75,000</b>	<b>40,000</b>	<b>-</b>	<b>-</b>	<b>1,198,000</b>
<b>480 PARKING OPERATIONS FUND</b>								
26100	CITYWIDE GARAGE SECURITY CAMERA SYS	250,000	-	-	-	-	-	250,000
27480	SURFACE LOT P48 BASS MUSEUM LOT	220,000	-	-	-	-	-	220,000
27830	1262 COLLINS AVE NEW PARKING GARAGE	30,000	-	-	-	-	-	30,000

PROJECT	PROJECT NAME	Previous Years	FY 2025	FY 2026	FY 2027	FY 2028	FY 2029	Total
28080	INTELLIGENT TRANSPORT SYSTEM	2,500,000	-	-	-	-	-	2,500,000
61930	17TH ST GARAGE REPLACE 5 ELEVATORS	876,000	-	-	-	-	-	876,000
62940	CITYWIDE PARKING LOT LIGHTING	200,000	-	-	-	-	-	200,000
<b>Fund Total:</b>		<b>4,076,000</b>	-	-	-	-	-	<b>4,076,000</b>
<b>481 1997 PARKING SYS. REV. BONDS</b>								
68723	5TH & ALTON CCTV UPGRADES	54,405	-	-	-	-	-	54,405
<b>Fund Total:</b>		<b>54,405</b>	-	-	-	-	-	<b>54,405</b>
<b>486 2010 PARKING BONDS 2010-27491</b>								
20923	SUNSET HARBOUR GRGE SPRINKLER	172,234	-	-	-	-	-	172,234
22020	CITYWIDE GARAGE LICENSE PLATE RECOG	463,205	-	-	-	-	-	463,205
26100	CITYWIDE GARAGE SECURITY CAMERA SYS	1,000,000	-	-	-	-	-	1,000,000
29580	LOT 9D P86-6976 INDIAN CREEK DRIVE	468,000	-	-	-	-	-	468,000
60120	13TH ST GARAGE ROOF/DECK COATING	800,000	-	-	-	-	-	800,000
61717	42ND ST GARAGE 50YR CERTIFICATION	327,090	-	-	-	-	-	327,090
62825	13TH ST GARAGE COILING REPLC	-	17,383	-	-	-	-	17,383
62925	1755 MERIDIAN GARGE FIRE PUMP RPLC	-	152,500	-	-	-	-	152,500
63025	1755 MERIDIAN GARAGE FIRE SPRINKLER	-	366,000	-	-	-	-	366,000
63125	17TH ST GARAGE BOLLARDS	-	53,680	-	-	-	-	53,680
63321	13TH ST GARAGE 40YR CERTIFICATION	350,000	-	-	-	-	-	350,000
66622	17TH ST GARAGE BTHRM DRAIN REPAIR	45,000	-	-	-	-	-	45,000
67418	42ND ST GARAGE DISPATCH AREA EXPNSN	291,000	-	-	-	-	-	291,000
<b>Fund Total:</b>		<b>3,916,529</b>	<b>589,563</b>	-	-	-	-	<b>4,506,092</b>
<b>488 PARKING REV BONDS SERIES 2015</b>								
62429	CC PARKING DECK FLEXIBLE SEAL	408,514	-	-	-	-	-	408,514
67322	CC PARKING DECK CRACKS REPAIR	238,383	-	-	-	-	-	238,383
68525	CC PARKING DECK EXPANSION JOINTS	300,000	-	-	-	-	-	300,000
<b>Fund Total:</b>		<b>946,897</b>	-	-	-	-	-	<b>946,897</b>
<b>490 PARKING CAPITAL NOT BONDS</b>								
20125	1755 MERIDIAN GARAGE ELEVATOR	-	-	500,000	-	-	-	500,000
20225	SUNSET HARBOUR GRGE ELEVATOR	-	-	500,000	-	-	-	500,000
20325	SUNSET HARBOUR GRGE ROOFTOP	-	300,000	-	-	-	-	300,000
20726	CITYWIDE PARKING LOTS IMPRVMENTS PH2	-	2,040,000	2,000,000	2,000,000	-	-	6,040,000
20823	1755 MERIDIAN GRGE FIRE SPRINKLER	300,000	-	-	-	-	-	300,000
20923	SUNSET HARBOUR GRGE SPRINKLER	127,766	-	-	-	-	-	127,766



PROJECT	PROJECT NAME	Previous Years	FY 2025	FY 2026	FY 2027	FY 2028	FY 2029	Total
21224	1755 GARAGE GENERATOR	-	300,000	-	-	-	-	300,000
21324	SUNSET HARBOUR GRGE GENERATOR	-	-	600,000	-	-	-	600,000
22020	CITYWIDE GARAGE LICENSE PLATE RECOG	391,795	-	-	-	-	-	391,795
22150	72ND ST COMMUNITY COMPLEX	10,471,704	-	17,738,089	-	-	-	28,209,793
22220	17TH ST GARAGE ELECTRICAL FEEDER	225,000	-	-	-	-	-	225,000
26100	CITYWIDE GARAGE SECURITY CAMERA SYS	559,472	-	-	-	-	-	559,472
28080	INTELLIGENT TRANSPORT SYSTEM	1,990,600	-	-	-	-	-	1,990,600
60225	SUNSET HARBOUR GRGE INT. FLOOR	-	34,000	-	-	-	-	34,000
60317	CITYWIDE PARKING LOTS IMPRVMNTS PH1	600,000	150,000	150,000	-	-	-	900,000
60624	17TH ST GARAGE EXTERIOR COATING	300,000	-	-	-	-	-	300,000
60724	42ND ST GARAGE FIRE SPRINKLER RNWL	40,000	-	-	-	-	-	40,000
60727	OCEAN RESCUE PARKING LOT IMPROV.	-	-	-	147,000	-	-	147,000
60922	SUNSET HARBOUR GRGE SEALING	75,000	-	-	-	-	-	75,000
61022	SUNSET HARBOUR GRGE TRAFFIC COATING	303,000	-	-	-	-	-	303,000
61029	12TH ST GARAGE REPLC HM DOORS	-	-	-	35,840	-	-	35,840
61129	13TH ST GARAGE MAIN ELECTR RENEWAL	-	-	-	54,900	-	-	54,900
61223	12TH ST GARAGE-STAIRWELL RAILING	25,000	-	-	-	-	-	25,000
61229	13TH ST GARAGE TRAFFIC COATING	-	-	-	812,000	-	-	812,000
61329	1755 MERIDIAN GARAGE ELEVATOR REPLC	-	-	-	640,500	-	-	640,500
61423	1755 GARAGE FIRE PUMP REPLACEMENT	100,000	-	-	-	-	-	100,000
61429	1755 MERIDIAN GARAGE EMR BTRY LGHT	-	-	-	711,260	-	-	711,260
61431	PARKING LOT P-63 REFORESTATION	-	765,000	-	-	-	-	765,000
61523	SUNSET HARBOUR GRGE FIRE PUMP	100,000	-	-	-	-	-	100,000
61529	1755 MERIDIAN GARAGE FIRE ALRM RPLC	-	-	-	2,074,000	-	-	2,074,000
61629	17TH ST GARAGE ELEV CNTRLS RENEWAL	-	-	-	396,500	-	-	396,500
61717	42ND ST GARAGE 50YR CERTIFICATION	717,000	-	-	-	-	-	717,000
61729	42ND ST GARAGE RESTROOM RENOVATION	-	-	-	93,000	-	-	93,000
61829	SUNSET HARBOUR GRGE FIRE ALRM RENW	-	-	-	732,000	-	-	732,000
61929	SUNSET HARBOUR GRGE PUMP RPLCMNT	-	-	-	2,074,000	-	-	2,074,000
62029	SUNSET HARBOUR GRGE FIRE SPRK RPLC	-	-	-	439,200	-	-	439,200
62129	SUNSET HARBOUR GRGE METAL SCRNMNT	-	-	-	403,200	-	-	403,200
62229	SUNSET HARBOUR GRGE CAMERA RENEWAL	-	-	-	103,700	-	-	103,700
62326	12TH ST GARAGE REPLACE WINDOWS	-	-	224,000	-	-	-	224,000
62426	13TH ST GARAGE HM DOOR REPLC	-	-	40,259	-	-	-	40,259

PROJECT	PROJECT NAME	Previous Years	FY 2025	FY 2026	FY 2027	FY 2028	FY 2029	Total
62526	13TH ST GARAGE CCTV	-	-	78,812	-	-	-	78,812
62625	12TH ST GARAGE DOMESTIC WTR DISTRIB	-	195,606	-	-	-	-	195,606
62626	17TH ST GARAGE ELECTRICAL DIST RPLC	-	-	273,280	-	-	-	273,280
62725	13TH ST GARAGE DOMESTIC WTR DISTRIB	-	420,263	-	-	-	-	420,263
62726	17TH ST GARAGE FIRE ALARM RPLCMNT	-	317,200	-	-	-	-	317,200
62825	13TH ST GARAGE COILING REPLC	-	47,771	-	-	-	-	47,771
62826	17TH ST GARAGE TRAFFIC/DECK COATING	-	-	3,250,368	-	-	-	3,250,368
62926	42ND ST GARAGE LANDSCAPING REFRESH	-	-	36,480	-	-	-	36,480
62940	CITYWIDE PARKING LOT LIGHTING	250,000	-	-	-	-	-	250,000
63026	42ND ST GARAGE MAIN ELECTR RENEW	-	-	152,500	-	-	-	152,500
63126	42ND ST GARAGE GENERAL PAINTING	-	-	190,400	-	-	-	190,400
63225	17TH ST GARAGE DOMESTIC WATER REPLC	-	417,240	-	-	-	-	417,240
63226	42ND ST GARAGE BARRIERS	-	-	274,400	-	-	-	274,400
63321	13TH ST GARAGE 40YR CERTIFICATION	300,000	-	-	-	-	-	300,000
63326	SUNSET HARBOUR GRGE GENRL PAINTING	-	-	224,000	-	-	-	224,000
63425	42ND ST GARAGE DOMESTER WATER DSTRB	-	67,100	-	-	-	-	67,100
63426	SUNSET HARBOUR GRGE TRAFF COATING	-	-	2,240,000	-	-	-	2,240,000
63525	42ND ST GARAGE ADDITIONAL DRAINAGE	120,000	-	-	-	-	-	120,000
63625	42ND ST GARAGE TRAFFIC COATING	-	1,824,000	-	-	-	-	1,824,000
64424	CONV.CTR GARAGE STRUCTURAL ASSMT	30,000	-	-	-	-	-	30,000
64824	1755 MERIDIAN AVE GARAGE ELEVATOR	97,000	-	-	-	-	-	97,000
64924	42ND ST GARAGE STOR CABINETS /RACKS	43,000	-	-	-	-	-	43,000
65420	MBPD NESS PARKING LOT	-	1,000,000	-	-	-	-	1,000,000
66522	5TH & ALTON GARAGE STORMWATER WELL	67,000	-	-	-	-	-	67,000
67418	42ND ST GARAGE DISPATCH AREA EXPNSN	75,000	-	-	-	-	-	75,000
67525	1755 MERIDIAN EV CHARGING STATIONS	-	150,000	-	-	-	-	150,000
67818	17TH ST GARAGE GENERATOR REPLCMNT	145,000	-	-	-	-	-	145,000
68018	42ND ST GARAGE GENERATOR RPLCMNT	146,550	-	-	-	-	-	146,550
68129	17TH ST GARAGE WINDOW	-	-	-	-	-	30,000	30,000
68229	CITY HALL GARAGE ACT SYSTEM	-	-	-	-	-	25,000	25,000
68329	CITY HALL GARAGE ELEVATOR CONTROLS	-	-	-	-	-	115,000	115,000
68429	CITY HALL GARAGE FOUNTAIN EQUIPMENT	-	-	-	-	-	50,000	50,000
68529	CITY HALL GARAGE PARKING SIGNAGE	-	-	-	-	-	30,000	30,000
68625	12TH ST GARAGE - 40YR CERTIFICATION	250,000	-	-	-	-	-	250,000

PROJECT	PROJECT NAME	Previous Years	FY 2025	FY 2026	FY 2027	FY 2028	FY 2029	Total
68629	CITY HALL PARKING RESTROOM FIXTURES	-	-	-	-	-	30,000	30,000
68723	5TH & ALTON CCTV UPGRADES	15,000	-	-	-	-	-	15,000
68728	17TH ST GRGE MAIN ELECTRICAL PANELS	-	200,000	-	-	-	-	200,000
68729	CITY HALL GARAGE VCT RENEWAL	-	-	-	-	-	30,000	30,000
68823	5TH & ALTON ROOF DECK WATERPROOFING	920,000	-	-	-	-	-	920,000
68828	42ND ST GARAGE LED RETROFIT	-	250,000	-	-	-	-	250,000
69023	5TH & ALTON ELEVATOR/ESCALATOR REPL	414,000	207,000	207,000	207,000	-	-	1,035,000
69223	12TH ST GARAGE ADD'L DRAINAGE	160,000	-	-	-	-	-	160,000
69323	12TH ST GARAGE REPLC EXPNSN JOINTS	81,000	-	-	-	-	-	81,000
69423	13TH ST GARAGE LED LIGHT REFRESH	43,000	-	-	-	-	-	43,000
69523	13TH ST GARAGE STRUCTURAL REVIEW	33,000	-	-	-	-	-	33,000
69723	42ND ST GARAGE ONGOING REMODEL	69,000	-	-	-	-	-	69,000
<b>Fund Total:</b>		<b>19,584,887</b>	<b>8,685,180</b>	<b>28,679,588</b>	<b>10,924,100</b>	<b>-</b>	<b>310,000</b>	<b>68,183,755</b>
<b>510 FLEET MANAGEMENT FUND</b>								
60326	FY26 VEHICLE/EQUIPMENT REPLACEMENT	-	-	9,098,877	-	-	-	9,098,877
60425	FY25 VEHICLE/EQUIPMENT REPLACEMENT	-	7,102,000	-	-	-	-	7,102,000
61122	FY22 VEHICLE/EQUIPMENT REPLACEMENT	2,278,241	-	-	-	-	-	2,278,241
61424	FY24 VEHICLE/EQUIPMENT REPLACEMENT	8,497,000	-	-	-	-	-	8,497,000
61723	FY23 VEHICLE/EQUIPMENT REPLACEMENT	7,279,000	-	-	-	-	-	7,279,000
62329	FY27 VEHICLE/EQUIPMENT REPLACEMENT	-	-	-	7,580,841	-	-	7,580,841
63421	FY21 VEHICLE/EQUIPMENT REPLACEMENT	7,749,000	-	-	-	-	-	7,749,000
63526	FLEET MGMT OFFICE RECONFIGURATION	-	-	104,000	-	-	-	104,000
63626	FLEET MGMT AWNING STRUCTURE	-	-	31,000	-	-	-	31,000
63725	FLEET MGMT INTERCOM SYSTEM	-	-	57,000	-	-	-	57,000
63726	ELECTRO WAVE BUILDING PAINTING	-	-	28,000	-	-	-	28,000
63922	FLEET BAYS PLUMBING RENEWAL	-	-	141,000	-	-	-	141,000
65224	FLEET SHOPS AIR CIRCULATOR	153,000	-	-	-	-	-	153,000
65324	FLEET/SANITATION ROOF DRAINAGE	143,000	-	-	-	-	-	143,000
65424	ELECTRO WAVE ROOF REPAIRS	17,000	-	-	-	-	-	17,000
65524	FLEET MANAGEMENT EXTERIOR PAINTING	-	112,000	-	-	-	-	112,000
65618	FLEET MANAGEMENT STAIRS RESTORATION	135,000	-	-	-	-	-	135,000
65624	FLEET MGMT WAREHOUSE SPACE MGMT	244,000	-	-	-	-	-	244,000
65718	FLEET MANAGEMENT WAREHOUSE CEILING	-	-	30,000	-	-	-	30,000
65918	FLEET MANAGEMENT LED LIGHTING	-	-	75,000	-	-	-	75,000

PROJECT	PROJECT NAME	Previous Years	FY 2025	FY 2026	FY 2027	FY 2028	FY 2029	Total
66118	FLEET MANAGEMENT BAYS PAINTING	-	-	120,000	-	-	-	120,000
66528	FY28 VEHICLE/EQUIPMENT REPLACEMENT	-	-	-	-	10,317,649	-	10,317,649
66626	FLEET ELECTRO WAVE - 40YR CERT	-	100,000	-	-	-	-	100,000
67526	FLEET MANAGEMENT WAREHOUSE HVAC IMP	-	-	300,000	-	-	-	300,000
67928	FLEET MGMT RESTROOMS RENOVATION	-	-	100,000	-	-	-	100,000
68028	FLEET / SANITATION PERIMETER FENCE	-	-	200,000	-	-	-	200,000
68222	FLEET FACILITY PHASE II UPGRADE	201,578	-	-	-	-	-	201,578
68322	FLEET FACILITY SECURITY CAMERAS	157,000	-	-	-	-	-	157,000
68522	FLEET FACILITY GATE	151,000	-	-	-	-	-	151,000
68829	FY29 VEHICLE/EQUIPMENT REPLACEMENT	-	-	-	-	-	6,298,356	6,298,356
69470	FLEET/SANITATION FIRE ALARM SYSTEM	42,900	-	-	-	-	-	42,900
69725	FLEET MGMT AUTO ROLL UP DOORS UPGRD	-	-	80,000	-	-	-	80,000
69825	ELECTRO WAVE BUILDING IMPROVEMENTS	-	-	200,000	-	-	-	200,000
69925	FLEET MANAGEMENT SOLAR PANELS	-	-	800,000	-	-	-	800,000
<b>Fund Total:</b>		<b>27,047,719</b>	<b>7,314,000</b>	<b>11,364,877</b>	<b>7,580,841</b>	<b>10,317,649</b>	<b>6,298,356</b>	<b>69,923,442</b>
<b>520 PROPERTY MANAGEMENT FUND</b>								
65724	FACILITY MANAGEMENT CHILLER RENEWAL	197,000	-	-	-	-	-	197,000
65924	FACILITY MANAGEMENT AIR COMPRESSOR	25,760	-	-	-	-	-	25,760
<b>Fund Total:</b>		<b>222,760</b>	<b>-</b>	<b>-</b>	<b>-</b>	<b>-</b>	<b>-</b>	<b>222,760</b>
<b>550 COMMUNICATIONS FUND</b>								
23119	GO#49: PUBLIC SAFETY RADIO SYSTEM	667,718	-	-	-	-	-	667,718
<b>Fund Total:</b>		<b>667,718</b>	<b>-</b>	<b>-</b>	<b>-</b>	<b>-</b>	<b>-</b>	<b>667,718</b>
<b>FGO NEIGH FUTURE G.O. BONDS NEIGHBORHOOD</b>								
24619	GO#37: SIDEWALK IMPROVEMENTS	-	-	1,639,934	3,900,000	-	-	5,539,934
27319	GO#31: OCEAN DRIVE CORRIDOR	-	-	18,451,000	-	-	-	18,451,000
27519	GO#34: ABOVE GROUND IMPROVEMENTS	-	-	21,888,000	20,000,000	-	-	41,888,000
27619	GO#35: FLAMINGO PARK NEIGHBORHOOD	-	-	-	20,000,000	-	-	20,000,000
27719	GO#36: WASHINGTON AVE. CORRIDOR	-	-	9,602,384	-	-	-	9,602,384
27819	GO#38: STREET PAVEMENT	-	-	3,500,000	12,100,000	-	-	15,600,000
28019	GO#40: 41 ST. CORRIDOR	-	-	12,468,682	-	-	-	12,468,682
28119	GO#41: LA GORCE NEIGHBORHOOD	-	-	-	14,000,000	-	-	14,000,000
28219	GO#44: NORTH SHORE NEIGHBORHOOD	-	-	-	8,000,000	-	-	8,000,000
68619	GO#43: BIKE LANES & SHARED USE PATH	-	-	2,620,000	-	-	-	2,620,000
<b>Fund Total:</b>		<b>-</b>	<b>-</b>	<b>70,170,000</b>	<b>78,000,000</b>	<b>-</b>	<b>-</b>	<b>148,170,000</b>

PROJECT	PROJECT NAME	Previous Years	FY 2025	FY 2026	FY 2027	FY 2028	FY 2029	Total
<b>FGO P.SAFE FUTURE GO BONDS PUBLIC SAFETY</b>								
28319	GO#45: FIRE STATION #1	-	-	6,000,000	-	-	-	6,000,000
28419	GO#46: OCEAN RESCUE NOBE FACILITY	-	-	4,000,000	-	-	-	4,000,000
28619	GO#51: FIRE STATION #3	-	-	10,000,000	-	-	-	10,000,000
28719	GO#53: SECURITY FOR PUBLIC SPACES	-	-	2,350,000	-	-	-	2,350,000
28819	GO#54: MARINE PATROL FACILITY	-	-	700,000	-	-	-	700,000
68519	GO#48: POLICE HQ FACILITY	-	-	4,500,000	-	-	-	4,500,000
68919	GO#52: LED LIGHTING IN PARKS	-	-	759,000	-	-	-	759,000
69019	GO#55: STREET LIGHTING IMPROVEMENTS	-	-	6,500,000	-	-	-	6,500,000
<b>Fund Total:</b>		-	-	<b>34,809,000</b>	-	-	-	<b>34,809,000</b>
<b>FGO PKS FUTURE G.O. BONDS PARKS</b>								
25019	GO#1: 72 ST. COMMUNITY COMPLEX	-	-	43,000,000	-	-	-	43,000,000
25419	GO#5: FLAMINGO PARK & YOUTH CENTER	-	-	15,150,000	-	-	-	15,150,000
25519	GO#6: FISHER PARK	-	-	105,000	-	-	-	105,000
26019	GO#11: MUSS PARK	-	-	250,000	-	-	-	250,000
26219	GO#13: N.SHORE PARK & YOUTH CENTER	-	-	3,694,000	-	-	-	3,694,000
26719	GO#23: BAYWLK PEDESTRIAN BRIDGE	-	-	5,000,000	-	-	-	5,000,000
27019	GO#28: ART DECO MUSEUM	-	-	2,000,000	-	-	-	2,000,000
27119	GO#29: WEST LOTS	-	-	4,000,000	-	-	-	4,000,000
27219	GO#30: SKATE PARK	-	-	217,000	-	-	-	217,000
67519	GO#14: PALM ISLAND PARK	-	-	231,000	-	-	-	231,000
67619	GO#16: PINETREE PARK	-	-	700,000	-	-	-	700,000
67719	GO#20: SOUTH POINTE PARK	-	-	480,000	-	-	-	480,000
67919	GO#22: TATUM PARK	-	-	840,000	-	-	-	840,000
68019	GO#25: WATERWAY RESTORATION	-	-	5,500,000	-	-	-	5,500,000
<b>Fund Total:</b>		-	-	<b>81,167,000</b>	-	-	-	<b>81,167,000</b>
<b>FSW FUTURE STORMWATER</b>								
20428	NUISANCE FLOODING MITIGATION	-	-	200,000	200,000	200,000	200,000	800,000
20626	17TH STREET IMPROVEMENTS PHASE I	-	-	-	22,800,000	-	-	22,800,000
20922	NORMANDY ISLES A	-	-	-	-	11,064,750	-	11,064,750
24120	NORTH SHORE D - TOWN CENTER	-	-	-	64,366,973	-	-	64,366,973
29020	CITYWIDE SEAWALL REHAB	-	-	5,000,000	5,000,000	-	-	10,000,000
<b>Fund Total:</b>		-	-	<b>5,200,000</b>	<b>92,366,973</b>	<b>11,264,750</b>	<b>200,000</b>	<b>109,031,723</b>

PROJECT	PROJECT NAME	Previous Years	FY 2025	FY 2026	FY 2027	FY 2028	FY 2029	Total
<b>FWS FUTURE WATER &amp; SEWER</b>								
20525	WEST AVENUE PH III	-	-	15,766,604	-	-	-	15,766,604
20526	NORTH BAY RD AND LAKEVIEW SEWER COL	-	-	14,005,000	-	-	-	14,005,000
20527	FDOT ALTON RD. UTILITIES RELOCATION	-	-	1,200,000	-	-	-	1,200,000
20587	1ST ST ALTON RD-WASHINGTON PH.1&2	-	-	12,989,035	-	-	-	12,989,035
20619	WASTE WATER STATIONS REHABILITATION	-	-	6,775,335	1,000,000	-	10,000,000	17,775,335
20626	17TH STREET IMPROVEMENTS PHASE I	-	-	-	18,400,000	-	-	18,400,000
20922	NORMANDY ISLES A	-	-	-	-	8,851,800	-	8,851,800
21424	STORMWATER CRITICAL NEEDS	-	-	2,156,000	1,712,000	2,178,000	778,000	6,824,000
22720	PUBLIC WORKS OPERATIONS FACILITY	-	-	-	2,691,000	-	-	2,691,000
24120	NORTH SHORE D - TOWN CENTER	-	-	-	51,493,579	-	-	51,493,579
24229	1ST ST ALTON RD-WASHINGTON PH.3&4	-	-	-	-	-	29,030,000	29,030,000
28120	WATER PUMP STATIONS IMPROVEMENTS	-	-	13,094,801	1,000,000	-	9,000,000	23,094,801
28220	WASTEWATER MANHOLE REHABILITATION	-	-	1,500,000	1,000,000	1,000,000	1,000,000	4,500,000
28320	SEWER PUMP STATION ODOR CONTROL	-	-	1,500,000	-	-	-	1,500,000
28520	WATER & WASTEWATER MAINS AND REHAB	-	-	37,083,145	37,725,881	4,001,122	7,055,675	85,865,823
29530	COLLINS PARK ANCILLARY IMPROVEMENTS	-	-	946,089	-	-	-	946,089
60419	DERM & EPA CONSENT DECREE	-	-	1,000,000	1,000,000	1,000,000	1,000,000	4,000,000
<b>Fund Total:</b>		-	-	<b>108,016,009</b>	<b>116,022,460</b>	<b>17,030,922</b>	<b>57,863,675</b>	<b>298,933,066</b>
<b>Grand Total:</b>		<b>1,299,480,738</b>	<b>74,314,465</b>	<b>514,808,731</b>	<b>365,599,233</b>	<b>74,522,554</b>	<b>130,041,808</b>	<b>2,458,767,529</b>

PROJECT	PROGRAM	Previous Years	FY 2025	FY 2026	FY 2027	FY 2028	FY 2029	Total
<b>ART IN PUBLIC PLACES</b>								
<b>TOURISM &amp; CULTURE</b>								
20377	AIPP CONVENTION CENTER	7,530,797	-	-	-	-	-	7,530,797
22618	AIPP FIRE STATION 2	95,334	-	-	-	-	-	95,334
22718	AIPP FLAMINGO PARK PROJECT	194,000	-	-	-	-	-	194,000
22918	AIPP LUMMUS PARK PROJECT	116,000	-	-	-	-	-	116,000
61231	AIPP ANNUAL RESTORATION	-	75,000	75,000	75,000	75,000	75,000	375,000
		<b>7,936,131</b>	<b>75,000</b>	<b>75,000</b>	<b>75,000</b>	<b>75,000</b>	<b>75,000</b>	<b>8,311,131</b>
	<b>TOTAL:</b>	<b>7,936,131</b>	<b>75,000</b>	<b>75,000</b>	<b>75,000</b>	<b>75,000</b>	<b>75,000</b>	<b>8,311,131</b>
<b>BRIDGES</b>								
<b>CAPITAL IMPROVEMENT PROGRAM</b>								
26719	GO#23: BAYWLK PEDESTRIAN BRIDGE	10,000,000	-	5,000,000	-	-	-	15,000,000
<b>FACILITIES &amp; FLEET</b>								
61719	41ST ST BRIDGES REPAIR	390,000	-	-	-	-	-	390,000
<b>PW ENGINEERING</b>								
22920	CITYWIDE BRIDGES	5,275,202	808,701	4,684,194	3,030,244	1,236,555	1,972,777	17,007,673
<b>TOURISM &amp; CULTURE</b>								
67140	81ST ST PEDESTRIAN BRIDGE	180,000	-	-	-	-	-	180,000
<b>TRANSPORTATION</b>								
64160	PAINTING & LIGHTING OF BRIDGES	38,790	-	-	-	-	-	38,790
	<b>TOTAL:</b>	<b>15,883,992</b>	<b>808,701</b>	<b>9,684,194</b>	<b>3,030,244</b>	<b>1,236,555</b>	<b>1,972,777</b>	<b>32,616,463</b>
<b>COMMUNITY CENTERS</b>								
<b>CAPITAL IMPROVEMENT PROGRAM</b>								
21621	ADAPTIVE FITNESS AND RECREATION CTR	2,500,000	-	-	-	-	-	2,500,000
<b>FACILITIES &amp; FLEET</b>								
25123	ACGO#12 HISPANIC COMMUNITY CNTR.	767,000	-	-	-	-	-	767,000
65626	SCOTT RAKOW YOUTH CENTER -40YR CERT	-	300,000	-	-	-	-	300,000
65726	NORMANDY ISLE POOL-40 YR CERT	-	200,000	-	-	-	-	200,000
66326	PAL BUILDING-40 YEAR CERTIFICATION	-	200,000	-	-	-	-	200,000
67126	UNIDAD ELEVATOR NEW VESTIBULE AREA	-	-	100,000	-	-	-	100,000
67628	NORTH SHORE MAINTENANCE STORAGE FAC	-	-	150,000	-	-	-	150,000
67828	NORTH SHORE PARK TENNIS CENTER ROOF	-	150,000	-	-	-	-	150,000
		<b>767,000</b>	<b>850,000</b>	<b>250,000</b>	<b>-</b>	<b>-</b>	<b>-</b>	<b>1,867,000</b>
	<b>TOTAL:</b>	<b>3,267,000</b>	<b>850,000</b>	<b>250,000</b>	<b>-</b>	<b>-</b>	<b>-</b>	<b>4,367,000</b>
<b>CONVENTION CENTER</b>								
<b>CAPITAL IMPROVEMENT PROGRAM</b>								
28170	CC SPECIAL EVENT TENT ENHANCEMENT	10,659,000	-	-	-	-	-	10,659,000

PROJECT	PROGRAM	Previous Years	FY 2025	FY 2026	FY 2027	FY 2028	FY 2029	Total
28180	CC CARL FISHER HOUSE RESTORATION	4,262,900	-	-	-	-	-	4,262,900
		<b>14,921,900</b>	-	-	-	-	-	<b>14,921,900</b>
<b>FACILITIES &amp; FLEET</b>								
20126	CC WALK-OFF MATS REPLACEMENT	-	-	-	-	1,500,000	-	1,500,000
20127	CC LED WALLS-MULTIPLE LOCATIONS	1,500,000	-	-	-	-	-	1,500,000
20226	CC EXHIBIT HALL COLUMNS	-	-	250,000	-	-	-	250,000
20227	CC RAINWATER PIPES-RELOCATE/ENCLOSE	-	-	-	300,000	-	-	300,000
23023	CC COOLING TOWER OVERHAUL	300,000	-	-	-	-	-	300,000
23123	CC RENOVATION PUNCH LIST ITEMS	501,000	500,000	500,000	-	-	-	1,501,000
23523	CC COOLING TOWER ROOF REPLACEMENT	500,000	-	-	-	-	-	500,000
62025	CC POWER OUTPUT INCREASE - 400 AMP	-	-	-	-	-	1,600,000	1,600,000
62125	CC EAST BOILER REPLACEMENT	250,000	-	-	-	-	-	250,000
62126	CC SOUND DEADENING PRODUCT	-	-	750,000	-	-	-	750,000
62225	CC PLATFORMS INSTALLATION	-	-	250,000	-	-	-	250,000
62325	CC WALK IN COOLERS 1ST LEVEL	-	-	300,000	-	-	-	300,000
62429	CC PARKING DECK FLEXIBLE SEAL	700,000	-	-	-	-	-	700,000
62724	CC WIRELESS NETWORK REPAIR	500,000	-	-	-	-	-	500,000
62729	CC DIGITAL SIGNAGE/WORKSTATIONS	154,800	-	688,110	34,639	32,865	-	910,414
62824	CC AV SYSTEM NETWORK WIRING	40,000	-	-	-	-	-	40,000
62924	CC AV SYSTEM REDUNDANT HARDWARE	35,000	-	-	-	40,000	-	75,000
63024	CC AV SYSTEM AMPLIFIER PWR REWIRING	27,000	-	-	-	-	35,000	62,000
63124	CC EXTR ELEVATOR SHAFTS	750,000	-	-	-	-	-	750,000
63129	CC ROOF REPLACEMENT	-	8,000,000	8,000,000	8,000,000	-	-	24,000,000
63224	CC XHALL VENTILATION EXTRACTN SYSTM	-	-	100,000	-	-	-	100,000
63229	CC SE FREIGHT ELEVATOR/2ND FLOOR	-	-	-	-	-	1,500,000	1,500,000
63324	CC BALLROOM BEAM DETECTORS-REPLACE	-	-	1,000,000	-	-	-	1,000,000
63327	CC ADDITIONAL TABLES 8'	-	-	-	50,000	-	-	50,000
63429	CC TR ROOMS UPS	100,000	-	-	-	-	-	100,000
63624	CC WALK IN COOLER/FREEZER	-	250,000	250,000	-	-	-	500,000
63629	CC COMMERCIAL EQUIPMENT IMPROVEMENT	-	-	-	-	-	55,000	55,000
63824	CC DR/WASHINGTON PLANT MTRL-RPLCMNT	200,000	-	-	-	-	-	200,000
63924	CC LOWER CONCRETE UNDER STR BEAM	-	-	400,000	-	-	-	400,000
64024	CC ADDITIONAL ELEC 100AMP OUTLET	-	-	600,000	-	-	-	600,000
64626	CC LED SCREEN WRAPS	-	250,000	250,000	250,000	250,000	-	1,000,000



PROJECT	PROGRAM	Previous Years	FY 2025	FY 2026	FY 2027	FY 2028	FY 2029	Total
64726	CC SMART CTY CABLING NETWORK	-	-	750,000	200,000	-	-	950,000
64826	CC ADDITIONAL TABLES 6'	-	-	45,000	-	-	-	45,000
64926	CC ADDITIONAL TABLES CLASSROOM	-	-	44,000	-	-	-	44,000
65023	CC EXHIBIT HALLS FIRE STROBE	300,000	-	-	-	-	-	300,000
65122	CC ADDITIONAL SECURITY CAMERAS	600,000	-	-	-	400,000	-	1,000,000
65223	CC EXHIBIT HALL LIGHTS INSTALLATION	60,000	-	-	-	-	-	60,000
66328	CC ATTIC STOCK OF CARPET FOR VENUE	-	-	200,000	200,000	200,000	-	600,000
66428	CC EXHIBIT HALL FLOOR REPAIR/POLISH	-	-	-	-	1,000,000	-	1,000,000
66628	CC ADDITIONAL CHAIRS	-	-	-	2,000,000	-	-	2,000,000
66828	CC CUSHMAN CART	-	-	-	-	30,000	-	30,000
67322	CC PARKING DECK CRACKS REPAIR	1,680,000	-	-	-	-	-	1,680,000
67925	CC PAINT ALL ROOMS - FRONT AND BACK	2,000,000	-	-	-	-	-	2,000,000
68023	CC 40 YEAR RECERTIFICATION REPAIRS	1,586,000	-	-	-	-	-	1,586,000
68025	CC COLLINS CANAL PK LIGHTING UPGRD	200,000	-	-	-	-	-	200,000
68123	CC ADDTNL FIRE PUMP INSTALLATION	250,000	-	-	-	-	-	250,000
68125	CC PRIDE PARK LANDSCAPE	250,000	-	-	-	-	-	250,000
68127	CC TV MONITORS BOARD/BREAKROOMS	-	-	-	100,000	-	-	100,000
68223	CC ELECTRICAL SWITCH GEAR	300,000	-	-	350,000	-	-	650,000
68225	CC RUM ROOM & VENUE	70,000	-	-	-	-	-	70,000
68525	CC PARKING DECK EXPANSION JOINTS	300,000	-	-	-	-	-	300,000
68927	CC ADDITIONAL PODIUMS	-	-	-	75,000	-	-	75,000
69028	CC SECURITY CAMERAS	-	250,000	-	-	-	-	250,000
69325	CC PERMANENT/PORTABLE CAFÉS LOBBY	-	-	200,000	-	-	-	200,000
69425	CC PERMANENT/PORTABLE CAFE 2ND FLR	-	-	100,000	-	-	-	100,000
69525	CC REPLACE/UPGRADE E. KITCHN EQPMNT	-	-	450,000	-	-	-	450,000
69625	CC REPLACE EXHIBIT HALL LIGHT FXTRS	-	-	1,500,000	-	-	-	1,500,000
		<b>13,153,800</b>	<b>9,250,000</b>	<b>16,627,110</b>	<b>11,559,639</b>	<b>3,452,865</b>	<b>3,190,000</b>	<b>57,233,414</b>
	<b>TOTAL:</b>	<b>28,075,700</b>	<b>9,250,000</b>	<b>16,627,110</b>	<b>11,559,639</b>	<b>3,452,865</b>	<b>3,190,000</b>	<b>72,155,314</b>
<b>CULTURAL SERVICES</b>								
<b>CAPITAL IMPROVEMENT PROGRAM</b>								
24323	ACGO#4 FILLMORE (JACKIE GLEASON)	12,406,000	-	16,694,000	-	-	-	29,100,000
24923	ACGO#10 BYRON CARLYLE THEATER	10,590,000	-	19,980,000	-	-	-	30,570,000
25223	ACGO#13 COLLINS PARK CULTURAL CNTR.	7,670,000	-	-	-	-	-	7,670,000
25323	ACGO#14 MIAMI BEACH BANDSHELL	3,770,000	-	-	-	-	-	3,770,000

PROJECT	PROGRAM	Previous Years	FY 2025	FY 2026	FY 2027	FY 2028	FY 2029	Total
25823	ACGO#19 COLLINS PARK ROTUNDA	1,500,000	-	-	-	-	-	1,500,000
		<b>35,936,000</b>	<b>-</b>	<b>36,674,000</b>	<b>-</b>	<b>-</b>	<b>-</b>	<b>72,610,000</b>
<b>FACILITIES &amp; FLEET</b>								
24023	ACGO#1 BASS MUSEUM OF ART	10,589,000	-	9,511,000	-	-	-	20,100,000
24123	ACGO#2 MIAMI CITY BALLET	12,000,000	-	-	-	-	-	12,000,000
24423	ACGO#5 COLONY THEATER	4,100,000	-	3,380,000	-	-	-	7,480,000
24723	ACGO#8 NEW WORLD SYMPHONY	5,700,000	-	-	-	-	-	5,700,000
25423	ACGO#15 THE WOLFSONIAN - FIU	1,500,000	-	3,500,000	-	-	-	5,000,000
25523	ACGO#16 JEWISH MUSEUM OF FLORIDA	750,000	-	-	-	-	-	750,000
		<b>34,639,000</b>	<b>-</b>	<b>16,391,000</b>	<b>-</b>	<b>-</b>	<b>-</b>	<b>51,030,000</b>
	<b>TOTAL:</b>	<b>70,575,000</b>	<b>-</b>	<b>53,065,000</b>	<b>-</b>	<b>-</b>	<b>-</b>	<b>123,640,000</b>
<b>ENVIRONMENTAL</b>								
<b>CAPITAL IMPROVEMENT PROGRAM</b>								
20918	BRITTANY BAY PARK LIVING SHORELINE	1,709,729	-	-	-	-	-	1,709,729
61920	MAURICE GIBB PARK SOIL REMEDIATION	1,092,000	-	-	-	-	-	1,092,000
65822	MB MOORING FIELD W 200 BUOYS DESIGN	383,000	-	1,872,356	-	-	-	2,255,356
68019	GO#25: WATERWAY RESTORATION	500,000	-	5,500,000	-	-	-	6,000,000
69520	WATERWAY RESTORATION	250,000	-	-	-	-	-	250,000
		<b>3,934,729</b>	<b>-</b>	<b>7,372,356</b>	<b>-</b>	<b>-</b>	<b>-</b>	<b>11,307,085</b>
<b>ENVIRONMENT &amp; SUSTAINABILITY</b>								
62719	FLEET MGMT FACILITY REMEDIATION	111,000	-	-	-	-	-	111,000
62819	LAKE PANCOAST MANGR. LIVING SHRLNE.	30,000	-	-	-	-	-	30,000
65426	UNDERGROUND INFRASTRUCTURE (TREES)	-	220,000	220,000	220,000	220,000	220,000	1,100,000
65525	SOIL REMEDIATION - MB GOLF CLUB	2,150,000	-	-	-	-	-	2,150,000
65625	MONUMENT ISLAND RESTORATION	1,120,191	-	-	-	-	-	1,120,191
		<b>3,411,191</b>	<b>220,000</b>	<b>220,000</b>	<b>220,000</b>	<b>220,000</b>	<b>220,000</b>	<b>4,511,191</b>
<b>FACILITIES &amp; FLEET</b>								
69925	FLEET MANAGEMENT SOLAR PANELS	-	-	800,000	-	-	-	800,000
	<b>TOTAL:</b>	<b>7,345,920</b>	<b>220,000</b>	<b>8,392,356</b>	<b>220,000</b>	<b>220,000</b>	<b>220,000</b>	<b>16,618,276</b>
<b>EQUIPMENT</b>								
<b>FACILITIES &amp; FLEET</b>								
60007	MBPD HQ NEW GENERATOR	615,000	-	-	-	-	-	615,000
60020	FLEET MGMT GENERATOR TRNSFR SWITCH	100,000	-	-	-	-	-	100,000
63626	FLEET MGMT AWNING STRUCTURE	-	-	31,000	-	-	-	31,000
63725	FLEET MGMT INTERCOM SYSTEM	-	-	57,000	-	-	-	57,000

PROJECT	PROGRAM	Previous Years	FY 2025	FY 2026	FY 2027	FY 2028	FY 2029	Total
63826	BEACHWALK BOLLARDS CITYWIDE	1,700,000	1,040,400	1,443,600	-	-	-	4,184,000
65224	FLEET SHOPS AIR CIRCULATOR	153,000	-	-	-	-	-	153,000
65624	FLEET MGMT WAREHOUSE SPACE MGMT	244,000	-	-	-	-	-	244,000
67425	FIRE STATION 2 EV CHARGING STATIONS	-	100,000	-	-	-	-	100,000
67525	1755 MERIDIAN EV CHARGING STATIONS	-	150,000	-	-	-	-	150,000
67920	SMART BUILDING AUTOMATION SYSTEM	65,000	-	-	-	-	-	65,000
69025	PRIDE PRK VETERANS MEMRL BOLLARDS	-	60,000	-	-	-	-	60,000
		<b>2,877,000</b>	<b>1,350,400</b>	<b>1,531,600</b>	<b>-</b>	<b>-</b>	<b>-</b>	<b>5,759,000</b>
<b>FLEET MANAGEMENT</b>								
60326	FY26 VEHICLE/EQUIPMENT REPLACEMENT	-	-	9,098,877	-	-	-	9,098,877
60425	FY25 VEHICLE/EQUIPMENT REPLACEMENT	-	7,102,000	-	-	-	-	7,102,000
61122	FY22 VEHICLE/EQUIPMENT REPLACEMENT	2,278,241	-	-	-	-	-	2,278,241
61424	FY24 VEHICLE/EQUIPMENT REPLACEMENT	8,497,000	-	-	-	-	-	8,497,000
61723	FY23 VEHICLE/EQUIPMENT REPLACEMENT	7,279,000	-	-	-	-	-	7,279,000
62329	FY27 VEHICLE/EQUIPMENT REPLACEMENT	-	-	-	7,580,841	-	-	7,580,841
63421	FY21 VEHICLE/EQUIPMENT REPLACEMENT	7,749,000	-	-	-	-	-	7,749,000
66528	FY28 VEHICLE/EQUIPMENT REPLACEMENT	-	-	-	-	10,317,649	-	10,317,649
68829	FY29 VEHICLE/EQUIPMENT REPLACEMENT	-	-	-	-	-	6,298,356	6,298,356
		<b>25,803,241</b>	<b>7,102,000</b>	<b>9,098,877</b>	<b>7,580,841</b>	<b>10,317,649</b>	<b>6,298,356</b>	<b>66,200,964</b>
<b>IT SUPPORT</b>								
64718	MUNIS/ENERGOV/ERP POST IMPLEMENTATN	683,165	-	-	-	-	-	683,165
<b>PARKS AND RECREATION</b>								
62823	SCOTT RAKOW ICE RINK REFRIGERATION	-	1,170,000	-	-	-	-	1,170,000
<b>POLICE CHIEF OFFICE</b>								
20297	EXPANSION OF CITY WIDE SURVEILLANCE	180,000	-	-	-	-	-	180,000
21620	SECURITY CAMERAS BCHWALK 23-46 ST	903,000	-	-	-	-	-	903,000
22118	ENTERTAINMENT DISTRICT CAMERAS	170,000	-	-	-	-	-	170,000
22819	GO#57: CAMERAS- ENTERTAINMENT DIST.	1,490,000	-	-	-	-	-	1,490,000
28519	GO#47: LICENSE PLATE READERS	1,575,674	-	-	-	-	-	1,575,674
68819	GO#50: CAMERAS- BUSINESS DIST.	825,000	-	-	-	-	-	825,000
		<b>5,143,674</b>	<b>-</b>	<b>-</b>	<b>-</b>	<b>-</b>	<b>-</b>	<b>5,143,674</b>
<b>PUBLIC SAFETY COMMUNICATIONS</b>								
23119	GO#49: PUBLIC SAFETY RADIO SYSTEM	10,367,718	-	-	-	-	-	10,367,718
	<b>TOTAL:</b>	<b>44,874,798</b>	<b>9,622,400</b>	<b>10,630,477</b>	<b>7,580,841</b>	<b>10,317,649</b>	<b>6,298,356</b>	<b>89,324,521</b>

PROJECT	PROGRAM	Previous Years	FY 2025	FY 2026	FY 2027	FY 2028	FY 2029	Total
<b>GENERAL PUBLIC BUILDINGS</b>								
<b>BUILDING</b>								
21724	NORTH BEACH PROPERTY PURCHASE	6,530,000	-	-	-	-	-	6,530,000
64526	7605 COLLINS AVE BUILDOUT/RENO	-	1,000,000	-	-	-	-	1,000,000
		<b>6,530,000</b>	<b>1,000,000</b>	-	-	-	-	<b>7,530,000</b>
<b>CAPITAL IMPROVEMENT PROGRAM</b>								
20228	MARINE PATROL FACILITY REPLACEMENT	3,900,000	2,700,056	-	-	-	-	6,600,056
20421	NORTH SHORE BANDSHELL REAR CANOPY	761,700	-	-	-	-	-	761,700
21025	MARINE PATROL DOCK IMPROVEMENTS	93,900	-	1,128,043	-	-	-	1,221,943
22822	FIRE STATION 1 - NEW FACILITY	10,426,088	-	-	-	-	-	10,426,088
27019	GO#28: ART DECO MUSEUM	-	-	2,000,000	-	-	-	2,000,000
28319	GO#45: FIRE STATION #1	5,746,058	-	6,000,000	-	-	-	11,746,058
28419	GO#46: OCEAN RESCUE NOBE FACILITY	1,000,000	-	4,000,000	-	-	-	5,000,000
28600	NSPYC RESTROOMS	2,200,956	-	-	-	-	-	2,200,956
28619	GO#51: FIRE STATION #3	-	-	10,000,000	-	-	-	10,000,000
28819	GO#54: MARINE PATROL FACILITY	2,000,000	-	700,000	-	-	-	2,700,000
		<b>26,128,702</b>	<b>2,700,056</b>	<b>23,828,043</b>	-	-	-	<b>52,656,801</b>
<b>ECONOMIC DEVELOPMENT</b>								
23423	COLLINS PARK ARTIST WRKFRC. HOUSING	5,850,000	-	-	-	-	-	5,850,000
<b>ENVIRONMENT &amp; SUSTAINABILITY</b>								
64318	BAYSHORE GREEN WASTE FACILITY	750,000	-	-	-	-	-	750,000
<b>FACILITIES &amp; FLEET</b>								
20128	MBPD HQ FACILITY RENOVATION	5,490,000	-	-	-	-	-	5,490,000
20721	GREENSPACE FACILITY RENOVATION	1,023,110	-	-	-	-	-	1,023,110
21721	MBPD REAL TIME CRIME CNTR BUILDOUT	1,500,000	-	-	-	-	-	1,500,000
21821	MBPD HQ RENOVATION/RELOCATION	181,936	-	-	-	-	-	181,936
22720	PUBLIC WORKS OPERATIONS FACILITY	299,000	230,000	-	4,761,000	-	-	5,290,000
60519	CITY HALL 40-YR STRUCTURAL RECERT	362,823	-	-	-	-	-	362,823
63825	344 ALTON RD 30-YR RECERTIFICATION	150,000	-	-	-	-	-	150,000
63829	53RD STREET RESTROOM DOOR ASSEMBLY	-	-	-	-	-	35,000	35,000
63921	1701 MERIDIAN AVE 50 YEAR RECERT.	50,500	-	-	-	-	-	50,500
63925	CITYWIDE BUILDING RECERTIFICATION	200,000	-	-	-	-	-	200,000
63929	ART DECO ACT SYSTEM RENEWAL	-	-	-	-	-	60,000	60,000
64021	HISTORIC CITY HALL 90 YEAR RECERT.	1,066,000	1,000,000	1,000,000	1,000,000	1,000,000	-	5,066,000
64029	ART DECO ELECTRIC CONTROLS RENEWAL	-	-	-	-	-	60,000	60,000

PROJECT	PROGRAM	Previous Years	FY 2025	FY 2026	FY 2027	FY 2028	FY 2029	Total
64129	ART DECO ELEVATOR CNTRL PANEL RENEW	-	-	-	-	-	25,000	25,000
64229	ART DECO EXT. STAIRS TERRAZO MEDIUM	-	-	-	-	-	60,000	60,000
64329	ART DECO FOUNTAIN EQUIPMENT RENEWAL	-	-	-	-	-	30,000	30,000
64529	ART DECO MODIFIED BITUMEN RENEWAL	-	-	-	-	-	235,000	235,000
64629	ART DECO STONE WALL-COQUINA RENEWAL	-	-	-	-	-	35,000	35,000
64729	ART DECO WATER COOLERS RENEWAL	-	-	-	-	-	50,000	50,000
64829	ART DECO COOLING TOWER RENEWAL	-	-	-	-	-	25,000	25,000
64929	BASS MUSEUM OF ART ADA - EXT. DOORS	-	-	-	-	-	60,000	60,000
65029	BASS MUSEUM OF ART PLUMBING FIXTURE	-	-	-	-	-	25,000	25,000
65129	BEACH PATROL HQ ACT SYSTEM RENEWAL	-	-	-	-	-	35,000	35,000
65229	BEACH PATROL HQ STRUCTURAL REPAIRS	-	-	-	-	-	50,000	50,000
65329	BEACH PATROL HQ LIGHTING RENEWAL	-	-	-	-	-	50,000	50,000
65522	BASS MUSEUM 40 YEAR RECERTIFICATION	250,000	-	-	-	-	-	250,000
65526	FIRE STATION #2 -40YR CERTIFICATION	-	300,000	-	-	-	-	300,000
65529	BEACH PATROL HQ WOOD RENEWAL	-	-	-	-	-	40,000	40,000
65629	BEACH PATROL HQ RESTROOMS REMODEL	-	-	-	-	-	180,000	180,000
65729	BOYS & GIRLS CLUB CONCRETE - SEALED	-	-	-	-	-	30,000	30,000
65826	SMITH&WOLLENSKY- 40YR CERTIFICATION	-	150,000	-	-	-	-	150,000
65829	BOYS & GIRLS CLUB AIR HANDLER RENEW	-	-	-	-	-	25,000	25,000
65926	MBPD - 40 YEAR CERTIFICATION	-	300,000	-	-	-	-	300,000
65929	CARL FISHER CLUBHOUSE PAINT MASONRY	-	-	-	-	-	25,000	25,000
66026	ONE OCEAN DRIVE-40YR CERTIFICATION	-	150,000	-	-	-	-	150,000
66029	CITY HALL EXT. LANDING ELEVATION	-	-	-	-	-	30,000	30,000
66126	BANDSHELL - 40 YEAR CERTIFICATION	-	200,000	-	-	-	-	200,000
66226	MBPD INTERNAL AFFAIRS - 40 YR CERT	-	150,000	-	-	-	-	150,000
66229	CITY HALL PARTITIONS - EGRESS	-	-	-	-	-	40,000	40,000
66329	CITY HALL PEDESTRIAN PAVEMENT RNWL	-	-	-	-	-	60,000	60,000
66426	MBPD NESS SUBSTATION - 40 YEAR CERT	-	200,000	-	-	-	-	200,000
66429	COLONY THEATER INTERIOR PANIC H/W	-	-	-	-	-	50,000	50,000
66525	SHANE ROWING CTR 40YR CERTIFICATION	200,000	-	-	-	-	-	200,000
66526	COLONY THEATER - 40YR CERTIFICATION	-	250,000	-	-	-	-	250,000
66626	FLEET ELECTRO WAVE - 40YR CERT	-	200,000	-	-	-	-	200,000
66629	CRESPI PARK BUILDING EXHAUST SYSTEM	-	-	-	-	-	25,000	25,000
66729	CRESPI PARK BUILDING LIGHTING - EXT	-	-	-	-	-	25,000	25,000

PROJECT	PROGRAM	Previous Years	FY 2025	FY 2026	FY 2027	FY 2028	FY 2029	Total
66829	JACKIE GLEASON THEATER DOOR RENEWAL	-	-	-	-	-	50,000	50,000
66925	BOTANICAL GARDENS 60-YR CERT	100,000	-	-	-	-	-	100,000
66926	FIRE STATION #1 FIRE ALARM SYSTEM R	-	200,000	-	-	-	-	200,000
66928	CITY HALL WINDOW TREATMENT	-	-	100,000	-	-	-	100,000
66929	FIRE STATION #2 - ADA COMPLIANCE	-	-	-	-	-	25,000	25,000
67026	BASS MUSEUM SKYLIGHT REPLACEMENT	-	100,000	-	-	-	-	100,000
67028	FIRE STATION #4 PAINT & WATRPRFNG	-	-	200,000	-	-	-	200,000
67029	FIRE STATION #2 - GLASS BLOCK WALLS	-	-	-	-	-	100,000	100,000
67128	777 BLDG. EXTERIOR PAINTING & WATER	-	-	250,000	-	-	-	250,000
67129	FIRE STATION #3 INTERIOR DOORS	-	-	-	-	-	50,000	50,000
67228	777 BLDG. RAILING REPLACEMENT -ADA	-	-	125,000	-	-	-	125,000
67229	FIRE STATION #4 SECURITY SYSTEM	-	-	-	-	-	25,000	25,000
67326	CITY HALL GLASS ELEVATORS MODRNZTN	-	300,000	-	-	-	-	300,000
67328	FIRE STATION #3 - EXTERIOR PAINTING	-	-	200,000	-	-	-	200,000
67329	FIRE STATION #4 WATER HEATER RNWL	-	-	-	-	-	55,000	55,000
67426	CITY HALL ELEVATOR #3 REPAIRS	-	150,000	-	-	-	-	150,000
67428	FIRE STATION #2 - EXTERIOR PAINTING	-	-	200,000	-	-	-	200,000
67429	HISTORIC CITY HALL CONCRETE WALLS	-	-	-	-	-	50,000	50,000
67526	FLEET MANAGEMENT WAREHOUSE HVAC IMP	-	-	300,000	-	-	-	300,000
67528	FIRE STATION #2 - SUPPORT SERVICES	-	-	150,000	-	-	-	150,000
67529	HISTORIC CITY HALL INTERIOR DOORS	-	-	-	-	-	65,000	65,000
67626	FLEET OUTPOST AWNING FOR FIRE DEPT.	-	100,000	-	-	-	-	100,000
67629	HCH PARTITIONS - EGRESS	-	-	-	-	-	50,000	50,000
67926	POLICE- 2ND STREET OFFICE EXPANSION	-	-	250,000	-	-	-	250,000
68026	777 BLDG. ROOF REPLACEMENT	-	400,000	-	-	-	-	400,000
68126	CITY HALL CARPET REPLACEMENT	-	-	400,000	200,000	-	-	600,000
68128	OCEAN RESCUE HQ INTERIOR REMODELING	-	-	200,000	-	-	-	200,000
68326	FACILITIES MGMT-ROOF & WATERPROOFNG	-	150,000	-	-	-	-	150,000
68526	FIRE STATION #3 WINDOWS REPLACEMENT	-	-	200,000	-	-	-	200,000
		<b>10,873,369</b>	<b>4,530,000</b>	<b>3,575,000</b>	<b>5,961,000</b>	<b>1,000,000</b>	<b>1,835,000</b>	<b>27,774,369</b>
<b>PARKS AND RECREATION</b>								
20920	NORTH SHORE BANDSHELL REAR SEATING	188,000	-	-	-	-	-	188,000
62723	SCOTT RAKOW ICE RINK PERIMTR. BOARD	-	333,500	-	-	-	-	333,500
		<b>188,000</b>	<b>333,500</b>	<b>-</b>	<b>-</b>	<b>-</b>	<b>-</b>	<b>521,500</b>

PROJECT	PROGRAM	Previous Years	FY 2025	FY 2026	FY 2027	FY 2028	FY 2029	Total
<b>TOTAL:</b>		<b>50,320,071</b>	<b>8,563,556</b>	<b>27,403,043</b>	<b>5,961,000</b>	<b>1,000,000</b>	<b>1,835,000</b>	<b>95,082,670</b>
<b>GOLF COURSES</b>								
<b>FACILITIES &amp; FLEET</b>								
60921	N. SHORES GOLF CLUB-CLUBHOUSE ROOF	234,000	-	-	-	-	-	234,000
<b>PARKS AND RECREATION</b>								
20108	MB GOLF COURSE PRACTICE TEE RENO	124,000	-	-	-	-	-	124,000
20623	MB GOLF COURSE RENOVATION	1,000,000	2,343,000	5,817,000	-	-	-	9,160,000
21420	MB GOLF COURSE IRRIGATION PUMP	100,000	-	-	-	-	-	100,000
60725	MB GOLF CLUB NEW PATIO AWNING	-	-	150,000	-	-	-	150,000
61224	MB GOLF COURSE REPAIR-HOLE3 EROSION	-	-	60,000	-	-	-	60,000
61822	MB GOLF CLUB DRIVING RANGE NETTING	114,000	-	-	-	-	-	114,000
61922	MB GOLF CLUB PAINTNG-ALL FACILITIES	90,000	-	-	-	-	-	90,000
66825	MB GOLF COURSE DRIVING RANGE	-	115,500	-	-	-	-	115,500
67223	N. SHORES GOLF CLUB KITCHEN FLOORNG	27,000	-	-	-	-	-	27,000
68120	N. SHORES GOLF CLUB DRAINAGE/PUMPS	-	250,000	-	-	-	-	250,000
68627	N. SHORES GOLF CLUB RANGE TEE SHADE	-	-	150,000	-	-	-	150,000
		<b>1,455,000</b>	<b>2,708,500</b>	<b>6,177,000</b>	<b>-</b>	<b>-</b>	<b>-</b>	<b>10,340,500</b>
<b>PARKS LANDSCAPE MANAGEMENT</b>								
60325	N. SHORES GOLF CLUB TEE RENOVATION	125,000	-	-	-	-	-	125,000
60824	MB GOLF CLUBHOUSE CARPET REPLACMNT	-	-	85,000	-	-	-	85,000
62023	MB GOLF CLUB KITCHEN FLOOR REPLACMT	43,000	-	-	-	-	-	43,000
		<b>168,000</b>	<b>-</b>	<b>85,000</b>	<b>-</b>	<b>-</b>	<b>-</b>	<b>253,000</b>
<b>TOTAL:</b>		<b>1,857,000</b>	<b>2,708,500</b>	<b>6,262,000</b>	<b>-</b>	<b>-</b>	<b>-</b>	<b>10,827,500</b>
<b>HOUSING &amp; URBAN DEVELOPMENT</b>								
<b>ECONOMIC DEVELOPMENT</b>								
24223	ACGO#3 WF HOUSING (COLLINS PK)	4,000,000	-	-	-	-	-	4,000,000
<b>FACILITIES &amp; FLEET</b>								
26023	ACGO#21 WF HOUSING CULTURAL INSTIT.	-	-	4,000,000	-	-	-	4,000,000
<b>TOTAL:</b>		<b>4,000,000</b>	<b>-</b>	<b>4,000,000</b>	<b>-</b>	<b>-</b>	<b>-</b>	<b>8,000,000</b>
<b>MONUMENTS</b>								
<b>FACILITIES &amp; FLEET</b>								
68928	VENETIAN CAUSEWAY ENTRANCE SIGN	-	100,000	-	-	-	-	100,000
<b>TOTAL:</b>		<b>-</b>	<b>100,000</b>	<b>-</b>	<b>-</b>	<b>-</b>	<b>-</b>	<b>100,000</b>
<b>OTHER CULTURAL/RECREATION</b>								
<b>CAPITAL IMPROVEMENT PROGRAM</b>								
24623	ACGO#7 ART DECO WELCOME CENTER	1,420,000	-	-	-	-	-	1,420,000

PROJECT	PROGRAM	Previous Years	FY 2025	FY 2026	FY 2027	FY 2028	FY 2029	Total
<b>CITY MANAGER</b>								
25923	ACGO#20 MB CLASSICAL MUSIC FESTIVAL	1,500,000	-	-	-	-	-	1,500,000
	<b>TOTAL:</b>	<b>2,920,000</b>	<b>-</b>	<b>-</b>	<b>-</b>	<b>-</b>	<b>-</b>	<b>2,920,000</b>
<b>PARKING</b>								
<b>FACILITIES &amp; FLEET</b>								
61029	12TH ST GARAGE REPLC HM DOORS	-	-	-	35,840	-	-	35,840
61129	13TH ST GARAGE MAIN ELECTR RENEWAL	-	-	-	54,900	-	-	54,900
61229	13TH ST GARAGE TRAFFIC COATING	-	-	-	812,000	-	-	812,000
61329	1755 MERIDIAN GARAGE ELEVATOR REPLC	-	-	-	640,500	-	-	640,500
61429	1755 MERIDIAN GARAGE EMR BTTRY LGHT	-	-	-	711,260	-	-	711,260
61529	1755 MERIDIAN GARAGE FIRE ALRM RPLC	-	-	-	2,074,000	-	-	2,074,000
61629	17TH ST GARAGE ELEV CNTRLS RENEWAL	-	-	-	396,500	-	-	396,500
61729	42ND ST GARAGE RESTROOM RENOVATION	-	-	-	93,000	-	-	93,000
61829	SUNSET HARBOUR GRGE FIRE ALRM RENW	-	-	-	732,000	-	-	732,000
61929	SUNSET HARBOUR GRGE PUMP RPLCMNT	-	-	-	2,074,000	-	-	2,074,000
62029	SUNSET HARBOUR GRGE FIRE SPRK RPLC	-	-	-	439,200	-	-	439,200
62129	SUNSET HARBOUR GRGE METAL SCRNM MNT	-	-	-	403,200	-	-	403,200
62229	SUNSET HARBOUR GRGE CAMERA RENEWAL	-	-	-	103,700	-	-	103,700
62326	12TH ST GARAGE REPLACE WINDOWS	-	-	224,000	-	-	-	224,000
62426	13TH ST GARAGE HM DOOR REPLC	-	-	40,259	-	-	-	40,259
62526	13TH ST GARAGE CCTV	-	-	78,812	-	-	-	78,812
62625	12TH ST GARAGE DOMESTIC WTR DISTRIB	-	195,606	-	-	-	-	195,606
62626	17TH ST GARAGE ELECTRICAL DIST RPLC	-	-	273,280	-	-	-	273,280
62725	13TH ST GARAGE DOMESTIC WTR DISTRIB	-	420,263	-	-	-	-	420,263
62726	17TH ST GARAGE FIRE ALARM RPLCMNT	-	317,200	-	-	-	-	317,200
62825	13TH ST GARAGE COILING REPLC	-	65,154	-	-	-	-	65,154
62826	17TH ST GARAGE TRAFFIC/DECK COATING	-	-	3,250,368	-	-	-	3,250,368
62925	1755 MERIDIAN GARGE FIRE PUMP RPLC	-	152,500	-	-	-	-	152,500
62926	42ND ST GARAGE LANDSCAPING REFRESH	-	-	36,480	-	-	-	36,480
63025	1755 MERIDIAN GARAGE FIRE SPRINKLER	-	366,000	-	-	-	-	366,000
63026	42ND ST GARAGE MAIN ELECTR RENEW	-	-	152,500	-	-	-	152,500
63125	17TH ST GARAGE BOLLARDS	-	53,680	-	-	-	-	53,680
63126	42ND ST GARAGE GENERAL PAINTING	-	-	190,400	-	-	-	190,400
63225	17TH ST GARAGE DOMESTIC WATER REPLC	-	417,240	-	-	-	-	417,240
63226	42ND ST GARAGE BARRIERS	-	-	274,400	-	-	-	274,400



PROJECT	PROGRAM	Previous Years	FY 2025	FY 2026	FY 2027	FY 2028	FY 2029	Total
63326	SUNSET HARBOUR GRGE GENRL PAINTING	-	-	224,000	-	-	-	224,000
63425	42ND ST GARAGE DOMESTER WATER DSTRB	-	67,100	-	-	-	-	67,100
63426	SUNSET HARBOUR GRGE TRAFF COATING	-	-	2,240,000	-	-	-	2,240,000
63525	42ND ST GARAGE ADDITIONAL DRAINAGE	120,000	-	-	-	-	-	120,000
63625	42ND ST GARAGE TRAFFIC COATING	-	1,824,000	-	-	-	-	1,824,000
64424	CONV.CTR GARAGE STRUCTURAL ASSMT	30,000	-	-	-	-	-	30,000
64824	1755 MERIDIAN AVE GARAGE ELEVATOR	97,000	-	-	-	-	-	97,000
64924	42ND ST GARAGE STOR CABINETS /RACKS	43,000	-	-	-	-	-	43,000
65925	7TH ST GARAGE - 40 YR CERTIFICATION	400,000	-	-	-	-	-	400,000
68325	16TH ST GARAGE REPLACEMENT OF VENT	80,000	-	-	-	-	-	80,000
68425	16TH ST GARAGE LOBBY (2) LOCATIONS	100,000	-	-	-	-	-	100,000
68625	12TH ST GARAGE - 40YR CERTIFICATION	250,000	-	-	-	-	-	250,000
69223	12TH ST GARAGE ADD'L DRAINAGE	160,000	-	-	-	-	-	160,000
69323	12TH ST GARAGE REPLC EXPNSN JOINTS	81,000	-	-	-	-	-	81,000
69423	13TH ST GARAGE LED LIGHT REFRESH	43,000	-	-	-	-	-	43,000
69523	13TH ST GARAGE STRUCTURAL REVIEW	33,000	-	-	-	-	-	33,000
69723	42ND ST GARAGE ONGOING REMODEL	69,000	-	-	-	-	-	69,000
		<b>1,506,000</b>	<b>3,878,743</b>	<b>6,984,499</b>	<b>8,570,100</b>	<b>-</b>	<b>-</b>	<b>20,939,342</b>
<b>PARKING ADMINISTRATION</b>								
68723	5TH & ALTON CCTV UPGRADES	69,405	-	-	-	-	-	69,405
68823	5TH & ALTON ROOF DECK WATERPROOFING	920,000	-	-	-	-	-	920,000
69023	5TH & ALTON ELEVATOR/ESCALATOR REPL	414,000	207,000	207,000	207,000	-	-	1,035,000
		<b>1,403,405</b>	<b>207,000</b>	<b>207,000</b>	<b>207,000</b>	<b>-</b>	<b>-</b>	<b>2,024,405</b>
	<b>TOTAL:</b>	<b>2,909,405</b>	<b>4,085,743</b>	<b>7,191,499</b>	<b>8,777,100</b>	<b>-</b>	<b>-</b>	<b>22,963,747</b>
<b>PARKING GARAGES</b>								
<b>CAPITAL IMPROVEMENT PROGRAM</b>								
27830	1262 COLLINS AVE NEW PARKING GARAGE	9,738,694	-	-	-	-	-	9,738,694
<b>FACILITIES &amp; FLEET</b>								
20022	16TH ST GARAGE JOINT REPLACEMENT	200,000	-	-	-	-	-	200,000
20026	7TH ST GARAGE ELEVATOR RENEWAL	-	400,000	-	-	-	-	400,000
20125	1755 MERIDIAN GARAGE ELEVATOR	-	-	500,000	-	-	-	500,000
20225	SUNSET HARBOUR GRGE ELEVATOR	-	-	500,000	-	-	-	500,000
20325	SUNSET HARBOUR GRGE ROOFTOP	-	300,000	-	-	-	-	300,000
20823	1755 MERIDIAN GRGE FIRE SPRINKLER	300,000	-	-	-	-	-	300,000
20923	SUNSET HARBOUR GRGE SPRINKLER	300,000	-	-	-	-	-	300,000

PROJECT	PROGRAM	Previous Years	FY 2025	FY 2026	FY 2027	FY 2028	FY 2029	Total
21121	7TH ST GARAGE ENTRANCE FLOOD CNTRL	278,000	-	-	-	-	-	278,000
21124	16TH ST GARAGE-EXTERIOR RENEWAL	400,000	-	-	-	-	-	400,000
21224	1755 GARAGE GENERATOR	-	300,000	-	-	-	-	300,000
21324	SUNSET HARBOUR GRGE GENERATOR	-	-	600,000	-	-	-	600,000
22220	17TH ST GARAGE ELECTRICAL FEEDER	225,000	-	-	-	-	-	225,000
60023	16TH ST GARAGE-PLUMBING SYSTEM UPDT	195,000	-	-	-	-	-	195,000
60025	PENN GARAGE-ROOFTOP-STAIRS ELEVATOR	-	-	-	40,000	-	-	40,000
60120	13TH ST GARAGE ROOF/DECK COATING	800,000	-	-	-	-	-	800,000
60124	7TH ST GARAGE LANDSCAPING RENEWAL	120,000	-	-	-	-	-	120,000
60190	ANCHOR GRGE ELEVATOR REPLACEMENT	357,995	-	-	-	-	-	357,995
60224	7TH ST GARAGE SUPERSTRUCTURE RENEWL	1,200,000	-	-	-	-	-	1,200,000
60324	16TH ST GARAGE GENERATOR	-	250,000	-	-	-	-	250,000
60424	PENN GARAGE-GENERATOR RENEWAL	-	300,000	-	-	-	-	300,000
60524	PENN GARAGE-PLUMBING SYSTEM UPDATE	-	-	75,000	-	-	-	75,000
60620	7TH ST GARAGE NEW INTERIOR DRAINAGE	30,000	-	-	-	-	-	30,000
60624	17TH ST GARAGE EXTERIOR COATING	300,000	-	-	-	-	-	300,000
60723	7TH ST GARAGE-TRAFFIC COATING	150,000	-	-	-	-	-	150,000
60724	42ND ST GARAGE FIRE SPRINKLER RNWL	40,000	-	-	-	-	-	40,000
60823	PENN GARAGE-FIRE SPRINKLER RENEWAL	300,000	-	-	-	-	-	300,000
60922	SUNSET HARBOUR GRGE SEALING	75,000	-	-	-	-	-	75,000
61021	MBPD GARAGE CONCRETE SPALLING	1,063,000	-	-	-	-	-	1,063,000
61022	SUNSET HARBOUR GRGE TRAFFIC COATING	303,000	-	-	-	-	-	303,000
61223	12TH ST GARAGE-STAIRWELL RAILING	25,000	-	-	-	-	-	25,000
61423	1755 GARAGE FIRE PUMP REPLACEMENT	100,000	-	-	-	-	-	100,000
61717	42ND ST GARAGE 50YR CERTIFICATION	1,044,090	-	-	-	-	-	1,044,090
61718	16TH ST GARAGE FIRE SPRINKLER	1,444,000	-	-	-	-	-	1,444,000
61925	7TH ST GARAGE PERMEABLE DECK COATNG	-	75,000	-	-	-	-	75,000
61930	17TH ST GARAGE REPLACE 5 ELEVATORS	876,000	-	-	-	-	-	876,000
62524	7TH ST GARAGE ELEVATOR CAB FINISHES	91,500	-	-	-	-	-	91,500
62525	16TH ST GARAGE HM DOORS REPLACEMENT	-	79,300	-	-	-	-	79,300
63321	13TH ST GARAGE 40YR CERTIFICATION	650,000	-	-	-	-	-	650,000
63729	1755 BUILDING ELEVATOR CONTROLS	-	-	-	-	-	100,000	100,000
64224	16TH ST GARAGE AC CONDENSING UNIT	87,840	-	-	-	-	-	87,840
64324	16TH ST GARAGE ROOF AIR UNT RENEWAL	96,768	-	-	-	-	-	96,768

PROJECT	PROGRAM	Previous Years	FY 2025	FY 2026	FY 2027	FY 2028	FY 2029	Total
64328	7TH ST GARAGE HM DOORS REPLACEMENT	-	-	-	73,200	-	-	73,200
64428	7TH ST GARAGE ROOF ACCESS LADDER	-	-	-	114,680	-	-	114,680
65328	16TH ST GARAGE EXIT SIGNS REPLCMNT	-	-	-	87,840	-	-	87,840
66423	7TH ST GARAGE FLOOD PANELS RENEWAL	160,000	-	-	-	-	-	160,000
66523	7TH ST GARAGE ELEVATOR CABS/CNTRLS	336,000	-	-	-	-	-	336,000
66622	17TH ST GARAGE BTHRM DRAIN REPAIR	45,000	-	-	-	-	-	45,000
66623	7TH ST GARAGE HOSE BIB RENEWAL	43,000	-	-	-	-	-	43,000
66823	7TH ST GARAGE JOINT REPLACEMENT	171,000	-	-	-	-	-	171,000
67226	POLICE GARAGE ROLL UP DOORS-REPLACE	-	400,000	-	-	-	-	400,000
67418	42ND ST GARAGE DISPATCH AREA EXPNSN	366,000	-	-	-	-	-	366,000
67818	17TH ST GARAGE GENERATOR REPLCMNT	145,000	-	-	-	-	-	145,000
67829	MBPD GARAGE ADA - INTERIOR DOORS	-	-	-	-	-	50,000	50,000
67922	16TH ST GARAGE EXT PAINT & WATRPRF	430,000	-	-	-	-	-	430,000
68018	42ND ST GARAGE GENERATOR RPLCMNT	146,550	-	-	-	-	-	146,550
68129	17TH ST GARAGE WINDOW	-	-	-	-	-	30,000	30,000
68228	7TH ST GARAGE ELEVATOR RETROFIT	-	100,000	-	-	-	-	100,000
68229	CITY HALL GARAGE ACT SYSTEM	-	-	-	-	-	25,000	25,000
68323	16TH ST GARAGE FAN REPLACEMENT	52,000	-	-	-	-	-	52,000
68328	16TH ST GARAGE ELEVATOR RETROFIT	-	100,000	-	-	-	-	100,000
68329	CITY HALL GARAGE ELEVATOR CONTROLS	-	-	-	-	-	115,000	115,000
68423	16TH ST GARAGE REPLC ELEV FLR/LIGHT	37,000	-	-	-	-	-	37,000
68428	16TH ST GARAGE LED RETROFIT	-	350,000	-	-	-	-	350,000
68429	CITY HALL GARAGE FOUNTAIN EQUIPMENT	-	-	-	-	-	50,000	50,000
68528	16TH ST GARAGE SAND INTERCEPTOR	-	100,000	-	-	-	-	100,000
68529	CITY HALL GARAGE PARKING SIGNAGE	-	-	-	-	-	30,000	30,000
68623	16TH ST GARAGE BUILDING JOINT REPL	36,000	-	-	-	-	-	36,000
68628	PENNSYLVANIA GARAGE LED RETROFIT	-	250,000	-	-	-	-	250,000
68629	CITY HALL PARKING RESTROOM FIXTURES	-	-	-	-	-	30,000	30,000
68728	17TH ST GRGE MAIN ELECTRICAL PANELS	-	200,000	-	-	-	-	200,000
68729	CITY HALL GARAGE VCT RENEWAL	-	-	-	-	-	30,000	30,000
68828	42ND ST GARAGE LED RETROFIT	-	250,000	-	-	-	-	250,000
		<b>13,019,743</b>	<b>3,454,300</b>	<b>1,675,000</b>	<b>315,720</b>	<b>-</b>	<b>460,000</b>	<b>18,924,763</b>
<b>PARKING ADMINISTRATION</b>								
22020	CITYWIDE GARAGE LICENSE PLATE RECOG	855,000	-	-	-	-	-	855,000

PROJECT	PROGRAM	Previous Years	FY 2025	FY 2026	FY 2027	FY 2028	FY 2029	Total
26100	CITYWIDE GARAGE SECURITY CAMERA SYS	2,509,057	-	-	-	-	-	2,509,057
66522	5TH & ALTON GARAGE STORMWATER WELL	67,000	-	-	-	-	-	67,000
		<b>3,431,057</b>	-	-	-	-	-	<b>3,431,057</b>
	<b>TOTAL:</b>	<b>26,189,494</b>	<b>3,454,300</b>	<b>1,675,000</b>	<b>315,720</b>	<b>-</b>	<b>460,000</b>	<b>32,094,514</b>
<b>PARKING LOTS</b>								
<b>CAPITAL IMPROVEMENT PROGRAM</b>								
27480	SURFACE LOT P48 BASS MUSEUM LOT	220,000	-	-	-	-	-	220,000
29580	LOT 9D P86-6976 INDIAN CREEK DRIVE	468,000	-	-	-	-	-	468,000
61431	PARKING LOT P-63 REFORESTATION	-	765,000	-	-	-	-	765,000
		<b>688,000</b>	<b>765,000</b>	-	-	-	-	<b>1,453,000</b>
<b>FACILITIES &amp; FLEET</b>								
20726	CITYWIDE PARKING LOTS IMPRVMENTS PH2	-	2,040,000	2,000,000	2,000,000	-	-	6,040,000
60317	CITYWIDE PARKING LOTS IMPRVMENTS PH1	600,000	150,000	150,000	-	-	-	900,000
		<b>600,000</b>	<b>2,190,000</b>	<b>2,150,000</b>	<b>2,000,000</b>	<b>-</b>	<b>-</b>	<b>6,940,000</b>
	<b>TOTAL:</b>	<b>1,288,000</b>	<b>2,955,000</b>	<b>2,150,000</b>	<b>2,000,000</b>	<b>-</b>	<b>-</b>	<b>8,393,000</b>
<b>PARKS</b>								
<b>CAPITAL IMPROVEMENT PROGRAM</b>								
20418	COLLINS PARK PERFORMING ARTS VENUE	1,200,000	-	-	-	-	-	1,200,000
22150	72ND ST COMMUNITY COMPLEX	26,507,262	-	21,435,065	-	-	-	47,942,327
23200	FLAMINGO PARK PARKWIDE IMPROVEMENTS	15,094,130	-	-	-	-	-	15,094,130
24523	ACGO#6 MIAMI BEACH BOTANICAL GARDEN	6,270,000	-	-	-	-	-	6,270,000
25019	GO#1: 72 ST. COMMUNITY COMPLEX	10,800,000	-	43,000,000	-	-	-	53,800,000
25380	NORTH SHORE BAND SHELL MASTER PLAN	1,133,372	-	-	-	-	-	1,133,372
25419	GO#5: FLAMINGO PARK & YOUTH CENTER	15,400,000	-	15,150,000	-	-	-	30,550,000
25719	GO#8: LUMMUS PARK	4,737,000	-	-	-	-	-	4,737,000
25919	GO#10: MAURICE GIBB PARK	5,251,275	-	-	-	-	-	5,251,275
26219	GO#13: N.SHORE PARK & YOUTH CENTER	2,031,000	-	3,694,000	-	-	-	5,725,000
26270	BAYSHORE PARK (PAR 3)	22,624,085	-	-	-	-	-	22,624,085
26319	GO#15: PAR 3 / BAYSHORE PARK	20,166,105	-	-	-	-	-	20,166,105
26500	81ST ST/CRESPI KAYAK LAUNCH DOCKS	644,080	-	-	-	-	-	644,080
26919	GO#27: LOG CABIN	1,076,000	-	-	-	-	-	1,076,000
27950	NORTH BEACH OCEANSIDE PARK REDEVELOP	15,792,075	-	-	-	-	-	15,792,075
28850	MAURICE GIBB PARK REDESIGN	4,128,682	-	-	-	-	-	4,128,682
65722	FLAMINGO PARK BASEBALL STAD. STAND	65,000	-	-	-	-	-	65,000
		<b>152,920,066</b>	<b>-</b>	<b>83,279,065</b>	<b>-</b>	<b>-</b>	<b>-</b>	<b>236,199,131</b>

PROJECT	PROGRAM	Previous Years	FY 2025	FY 2026	FY 2027	FY 2028	FY 2029	Total
<b>CITY MANAGER</b>								
25723	ACGO#18 AQUATIC SCULPTURE PARK	5,000,000	-	-	-	-	-	5,000,000
<b>ECONOMIC DEVELOPMENT</b>								
27119	GO#29: WEST LOTS	1,000,000	-	4,000,000	-	-	-	5,000,000
<b>FACILITIES &amp; FLEET</b>								
24823	ACGO#9 HOLOCAUST MEMORIAL MB	7,150,000	-	-	-	-	-	7,150,000
25023	ACGO#11 NB OCEANFRONT CENTER	1,183,000	-	-	-	-	-	1,183,000
66826	4TH ST NEW LIFEGUARD TOWER	-	200,000	-	-	-	-	200,000
67423	BEACHWALK PONDING AT 53RD STREET	54,039	-	-	-	-	-	54,039
67726	55TH STREET LIFEGUARD TOWER-REPLACE	-	200,000	-	-	-	-	200,000
67826	69TH STREET LIFEGUARD TOWER-REPLACE	-	200,000	-	-	-	-	200,000
		<b>8,387,039</b>	<b>600,000</b>	-	-	-	-	<b>8,987,039</b>
<b>PARKS AND RECREATION</b>								
20023	ALLISON PARK PLAYGROUND REPLACEMENT	-	-	900,000	-	-	-	900,000
20123	INDIAN BCH PK PLAYGROUND EXPANSION	792,000	-	-	-	-	-	792,000
20223	LUMMUS PARK PLAYGROUND REPLACEMENT	-	300,000	1,000,000	-	-	-	1,300,000
20237	FAIRWAY PARK IMPROVEMENTS	2,928,953	664,224	-	-	-	-	3,593,177
20247	CITYWIDE PARKS IRRIGATION SYSTEM	170,275	-	-	-	-	-	170,275
20300	NORMANDY ISLE PARK TURF INSTALL	398,000	-	880,000	-	-	-	1,278,000
20423	FLAMINGO PARK FOOTBALL FENCE	-	-	633,000	-	-	-	633,000
20425	FLAMINGO PARK SOCCER FIELD TURF	300,000	-	-	-	-	-	300,000
20426	CITYWIDE PICKLEBALL AND PADEL COURT	425,000	256,020	-	-	-	-	681,020
20523	STILLWATER PARK LIGHTING & SOCCER	-	-	-	481,000	-	-	481,000
20577	BELLE ISLE PARK PLAYGROUND	576,500	-	-	-	-	-	576,500
20722	FLAMINGO PARK PLAYGROUND REPLACEMENT	-	944,520	-	-	-	-	944,520
20723	CRESPI PARK LIGHTING & MICRO SOCCER	-	-	481,000	-	-	-	481,000
20821	BISCAYNE ELEM SHARED FIELD LIGHTING	-	-	1,391,000	-	-	-	1,391,000
20822	FLAMINGO PARK FOOTBALL STADIUM TURF	-	-	1,336,500	-	-	-	1,336,500
20825	COLLINS PARK PLAYGROUND	-	-	-	750,000	-	-	750,000
20921	NORMANDY ISLE PARK PLAYGROUND	-	-	800,000	-	-	-	800,000
20926	LUMMUS PARK CRITICAL INFRASTRUCTURE	-	-	5,000,000	-	-	-	5,000,000
21021	NSPYC KITCHEN & CABINETRY ADDITION	-	-	-	344,000	-	-	344,000
23018	SOUTH POINTE PARK LIGHTING	829,889	80,111	-	-	-	-	910,000
23318	SOUNDSCAPE AUDIO IMPROVEMENTS	751,410	-	-	-	-	-	751,410
23518	NORTH SHORE PARK BATTING CAGE	16,000	-	-	-	-	-	16,000

PROJECT	PROGRAM	Previous Years	FY 2025	FY 2026	FY 2027	FY 2028	FY 2029	Total
25519	GO#6: FISHER PARK	-	-	105,000	-	-	-	105,000
25619	GO#7: LA GORCE PARK	-	150,000	-	-	-	-	150,000
25623	ACGO#17 ARTISTIC PLAYGROUNDS	3,835,000	-	-	-	-	-	3,835,000
25819	GO#9: MARJORY STONEMAN DOUGLAS PARK	682,000	-	-	-	-	-	682,000
26019	GO#11: MUSS PARK	-	-	250,000	-	-	-	250,000
26619	GO#19: SOUNDSCAPE PARK	4,575,497	-	-	-	-	-	4,575,497
27219	GO#30: SKATE PARK	683,000	(150,000)	217,000	-	-	-	750,000
28560	COLLINS PARK LIGHTING SOUND SYSTEM	236,000	-	-	-	-	-	236,000
29550	SKATE PARK NORTH BEACH	377,280	-	2,341,053	-	-	-	2,718,333
29620	ALLISON PARK REDESIGN	1,532,000	-	-	-	-	-	1,532,000
60026	BELLE ISLE PARK PLAYGROUND REPLCMNT	-	-	-	-	800,000	-	800,000
60123	CRESPI PARK PLAYGROUND REPLACEMENT	-	-	-	700,000	-	-	700,000
60126	MUSS PARK PLAYGROUND REPLACEMENT	-	-	-	700,000	-	-	700,000
60131	PARKVIEW ANNEX KAYAK LAUNCH IMPRVMT	-	-	-	-	250,000	-	250,000
60223	POLO PARK PLAYGROUND REPLACEMENT	-	-	-	800,000	-	-	800,000
60226	PARK VIEW ISLAND PARK PLAYGRND REPL	-	-	-	-	700,000	-	700,000
60231	NORMANDY ISLE FENCE REPLACEMENT	-	-	-	-	190,000	-	190,000
60321	CITYWIDE PARKS COURT REPAIRS	105,000	105,000	105,000	105,000	105,000	105,000	630,000
60323	STILLWATER PLAYGROUND REPLACEMENT	-	-	-	800,000	-	-	800,000
60331	SCOTT RAKOW YOUTH CTR NEW FLOORING	-	-	-	-	300,000	-	300,000
60421	CITYWIDE FITNESS COURSE REPLACEMENT	100,000	100,000	100,000	100,000	100,000	100,000	600,000
60431	BANDSHELL PARK DOMINO PAVILION IMPR	-	-	-	-	100,000	-	100,000
60531	VICTORY GARDEN DECORATIVE FENCE IMP	-	-	-	-	50,000	-	50,000
60631	NSPYC NEW FLOORING-NON-SPORTS AREAS	-	-	-	-	-	300,000	300,000
60731	SKATE PARK CONCRETE AND FENCING IMP	-	-	-	-	-	75,000	75,000
60831	PINETREE PARK COMMUNITY GRDN FENCE	-	-	-	-	-	30,000	30,000
60924	NSPYC LOBBY RECONFIGURATION	-	-	372,000	-	-	-	372,000
60931	LUMMUS PARK SPLASH PAD INSTALLATION	-	-	718,000	-	-	-	718,000
62022	FLAMINGO PARK TENNIS CENTER COURTS	160,000	-	-	-	-	-	160,000
63319	PARK VIEW ISLAND ANNEX - DOG PARK	67,000	-	-	-	-	-	67,000
63519	BUOY PARK REFORESTATION IMPROVEMENT	-	-	-	150,000	-	-	150,000
64621	CITYWIDE PARK LANDSCAPING IMPRVMT	352,000	200,000	200,000	200,000	200,000	200,000	1,352,000
66228	SOUTH POINTE PRK REVETMENT IMPRVMT	-	-	-	-	10,000,000	-	10,000,000
66322	NON-MOTORIZED VESSEL KAYAK LAUNCH	70,000	-	-	-	400,000	-	470,000

PROJECT	PROGRAM	Previous Years	FY 2025	FY 2026	FY 2027	FY 2028	FY 2029	Total
66518	SECURITY AUDIO SYSTEM FOR ALL POOLS	-	-	100,000	-	-	-	100,000
66920	SOUTH POINTE PARK-PIER RAILING	198,000	-	-	-	-	-	198,000
67025	FLAMINGO PARK FOOTBALL SCOREBOARD	-	-	350,000	-	-	-	350,000
67519	GO#14: PALM ISLAND PARK	-	-	231,000	-	-	-	231,000
67619	GO#16: PINETREE PARK	-	-	700,000	-	-	-	700,000
67719	GO#20: SOUTH POINTE PARK	-	-	480,000	-	-	-	480,000
67919	GO#22: TATUM PARK	-	-	840,000	-	-	-	840,000
68327	NSPYC BASEBALL SCOREBOARD	-	200,000	-	-	-	-	200,000
68725	CANOPY PARK DOG PRK ARTIFICIAL TURF	-	105,600	-	-	-	-	105,600
68825	BELLE ISLE DOG PARK ARTIFICIAL TURF	-	278,850	-	-	-	-	278,850
68925	20TH STREET POCKET PARK - ADDITION	-	-	-	110,000	-	-	110,000
68929	FLAMINGO PARK BASEBALL SCOREBOARD	-	-	350,000	-	-	-	350,000
69029	NORMANDY SHORES GOLF CLUB PAINTING	-	-	-	80,000	-	-	80,000
69125	SOUTH POINTE ELEMENTARY BASKETBALL	-	-	261,000	-	-	-	261,000
69128	SCOTT RAKOW/NORTH SHORE GYM DIVIDER	-	70,000	-	-	-	-	70,000
69129	NORMANDY SHORES GOLF CLUB FAC. ROOF	-	-	-	50,000	-	-	50,000
69228	35TH STREET DOG PARK	-	170,000	-	-	-	-	170,000
69229	PALM ISLAND PARK COURTS FENCE	-	-	-	100,000	-	-	100,000
69328	NORTH SHORE PARK YOUTH CABINETRY	-	100,000	-	-	-	-	100,000
69329	FLAMINGO DOG PARK ARTIFICIAL TURF	-	-	-	350,000	-	-	350,000
69428	BISCAYNE POINT PLAYGROUND	-	-	813,000	-	-	-	813,000
69429	WASHINGTON ANNEX DOG PARK FENCE	-	-	-	30,000	-	-	30,000
69528	NORMANDY SHORES GOLF CLUB REPLACEME	-	-	-	80,000	-	-	80,000
69529	WASHINGTON DOG PARK SPLASH PAD RENO	-	-	-	100,000	-	-	100,000
69628	SOUTH POINTE PARK POWER PATHWAYS	-	-	400,000	-	-	-	400,000
69629	TATUM PARK PERIMETER FENCE REPLACEM	-	-	-	90,000	-	-	90,000
69728	PINETREE DOG PARK FENCE REPLACEMENT	-	-	40,000	-	-	-	40,000
69729	MB GOLF CLUB PICKLEBALL FENCE	-	-	-	-	50,000	-	50,000
69829	MUSCLE BEACH SOUTH BEACH FITNESS EQ	-	-	-	-	500,000	-	500,000
		<b>20,160,804</b>	<b>3,574,325</b>	<b>21,394,553</b>	<b>6,120,000</b>	<b>13,745,000</b>	<b>810,000</b>	<b>65,804,682</b>
<b>PW ENGINEERING</b>								
27930	PARKVIEW ISLAND PARK SHARED PATH	320,000	238,461	-	5,000,000	-	-	5,558,461
	<b>TOTAL:</b>	<b>187,787,909</b>	<b>4,412,786</b>	<b>108,673,618</b>	<b>11,120,000</b>	<b>13,745,000</b>	<b>810,000</b>	<b>326,549,313</b>

PROJECT	PROGRAM	Previous Years	FY 2025	FY 2026	FY 2027	FY 2028	FY 2029	Total
<b>RENEWAL &amp; REPLACEMENT</b>								
<b>CAPITAL IMPROVEMENT PROGRAM</b>								
21118	STILLWATER ENTRANCE SIGN	225,000	-	-	-	-	-	225,000
62121	BOTANICAL GARDENS RESTROOMS	50,500	100,000	-	-	-	-	150,500
64822	SHANE ROWING CENTER DOCK RAMP	413,000	-	-	-	-	-	413,000
65126	COLLINS PARK ROTUNDA ARTISTIC PANEL	-	-	940,444	-	-	-	940,444
65222	MDPL MUSEUM MASTERTPLAN	175,000	-	-	-	-	-	175,000
66625	SHANE ROWING CENTER DECK AND RAMP	-	250,000	-	-	-	-	250,000
		<b>863,500</b>	<b>350,000</b>	<b>940,444</b>	-	-	-	<b>2,153,944</b>
<b>ENVIRONMENT &amp; SUSTAINABILITY</b>								
60428	PARK VIEW WATER QUALITY IMPROVEMENT	2,000,000	-	-	-	-	-	2,000,000
65422	WATERWAY MARKERS & SIGNS	395,000	2,018,400	-	-	-	-	2,413,400
		<b>2,395,000</b>	<b>2,018,400</b>	-	-	-	-	<b>4,413,400</b>
<b>FACILITIES &amp; FLEET</b>								
20328	SCOTT RAKOW YOUTH CTR ICE RINK ROOF	-	-	-	-	400,000	-	400,000
27780	MIAMI CITY BALLET WINDOWS	441,799	-	-	-	-	-	441,799
60225	SUNSET HARBOUR GRGE INT. FLOOR	-	34,000	-	-	-	-	34,000
60328	OCEAN RESCUE EXTERIOR DOOR REPLCMNT	-	-	-	-	80,000	-	80,000
60426	FIRE STATION #2 ADMIN-INT. PAINTING	-	-	96,000	-	-	-	96,000
60427	NORTH SHORE COMMUNITY CENTER - HVAC	-	-	-	35,000	-	-	35,000
60520	MBPD CONDENSER AND PUMPS	-	125,000	-	-	-	-	125,000
60525	ELECTRIC VEHICLE CHARGING STATIONS	156,482	643,518	500,000	500,000	500,000	-	2,300,000
60526	FIRE STATION 2 ADMIN - 1ST & 2ND FL	-	-	96,000	-	-	-	96,000
60618	HISTORIC CITY HALL FIRE ALARM	146,218	-	-	-	-	-	146,218
60626	FIRE STATION 2 - AWNING STRUCTURE	-	-	244,000	-	-	-	244,000
60719	UNIDAD BLDG ELEVATOR MODERNIZATION	70,000	100,000	-	-	-	-	170,000
60726	FIRE STATION 2 - LED LIGHT RETROFIT	-	-	84,000	-	-	-	84,000
60727	OCEAN RESCUE PARKING LOT IMPROV.	-	-	-	147,000	-	-	147,000
60826	FIRE STATION 3 - WATCH OFFICE RENO.	-	-	61,000	-	-	-	61,000
60827	MBPD GARAGE FLOOD MITIGATION IMPROV	504,000	-	-	-	-	-	504,000
60920	HISTORIC CITY HALL VFD REPLACEMENT	200,000	800,000	-	-	-	-	1,000,000
60926	HISTORIC CITY HALL PAINTED FINISH	-	-	244,000	-	-	-	244,000
61020	CITY HALL GENERATOR REPLACEMENT	1,050,000	-	-	-	-	-	1,050,000
61026	HCH 1ST/2ND FLOOR EXTERIOR WINDOWS	-	-	98,000	-	-	-	98,000
61126	HCH EXTERIOR WINDOWS-SEALING	-	-	199,340	44,660	-	-	244,000



PROJECT	PROGRAM	Previous Years	FY 2025	FY 2026	FY 2027	FY 2028	FY 2029	Total
61321	71ST STREET WELCOME SIGN RENOVATION	-	40,000	-	-	-	-	40,000
61419	BEACHFRONT RESTROOMS-RENOVATIONS	117,791	-	-	-	-	-	117,791
61521	CITY HALL LOADING DOCK RESURFACING	-	-	70,000	-	-	-	70,000
61531	SOUTH SHORE COMMUNITY CTR. ELEVATOR & CHILLER	-	250,000	-	-	-	-	250,000
61523	SUNSET HARBOUR GRGE FIRE PUMP	100,000	-	-	-	-	-	100,000
61621	CITY HALL CHAMBER RENOVATION	2,843,600	-	-	-	-	-	2,843,600
61726	CITY HALL WOODEN DOOR REPLACEMENTS	-	-	600,000	-	-	-	600,000
61824	MERMAID SCULPTURE RESTORATION	-	-	133,000	-	-	-	133,000
61921	10TH ST AUDITORIUM ENTRANCE DRAIN	250,000	-	-	-	-	-	250,000
61926	ELECTROWAVE EXT./INT. PAINTING	-	-	28,000	-	-	-	28,000
62021	COLONY THEATER ELEVATOR	87,000	-	-	-	-	-	87,000
62024	HENRY LIEBMAN SQUARE SECURITY ENHNC	-	-	114,000	-	-	-	114,000
62622	HISTORIC CITY HALL FRONT ELEVATION	-	-	69,000	-	-	-	69,000
62822	INTERNAL AFFAIRS RESTROOM RENOVATN	-	-	139,000	-	-	-	139,000
62923	FLAMINGO PARK HURRICANE WINDOWS	-	98,000	-	-	-	-	98,000
63023	HISTORIC CITY HALL 2ND FLOOR RSTRMS	-	-	74,000	-	-	-	74,000
63122	10TH ST AUDITORIUM LED UPGRADE	-	104,000	-	-	-	-	104,000
63323	MBPD NESS DOCK RENOVATION	-	-	77,000	-	-	-	77,000
63422	HISTORIC CITY HALL ENRGY EFF WINDOW	-	-	52,000	-	-	-	52,000
63423	NORMANDY POOL LIGHTING IMPROVEMENT	-	-	41,000	-	-	-	41,000
63522	NORTH SHORE BANDSHELL SIGNAGE REPL.	-	97,000	-	-	-	-	97,000
63526	FLEET MGMT OFFICE RECONFIGURATION	-	-	104,000	-	-	-	104,000
63722	SMART CARD ACCESS SYSTEM-PHASE II	-	195,000	-	-	-	-	195,000
63723	FIRE ADMINISTRATION FLOOR RENEWAL	-	-	50,000	-	-	-	50,000
63726	ELECTRO WAVE BUILDING PAINTING	-	-	28,000	-	-	-	28,000
63821	MBPD 4TH FLOOR HVAC CONTROLS	312,000	-	-	-	-	-	312,000
63822	1755 MERIDIAN ROOF REPLACEMENT	428,000	-	-	-	-	-	428,000
63919	SMART CARD ACCESS SYSTEM-PHASE I	250,000	-	-	-	-	-	250,000
63922	FLEET BAYS PLUMBING RENEWAL	-	-	141,000	-	-	-	141,000
64020	CITY HALL CARD ACCESS SYSTEM REPL.	80,436	-	-	-	-	-	80,436
64022	777 FOUNTAIN/ COURTYARD RENOVATIONS	-	131,000	-	-	-	-	131,000
64025	NORMANDY ISLE PARK AND POOL HURRICA	150,000	-	-	-	-	-	150,000
64125	HISTORIC JETTY LIFEGUARD TOWER	150,000	-	-	-	-	-	150,000
64220	PUBLIC WORKS FACILITY EXTERIOR	59,914	-	-	-	-	-	59,914

PROJECT	PROGRAM	Previous Years	FY 2025	FY 2026	FY 2027	FY 2028	FY 2029	Total
64221	BASS MUSEUM WINDOW REPLACEMENT	445,210	250,000	-	-	-	-	695,210
64225	OCEAN RESCUE HQ / 10TH ST RESTROOM	-	70,000	-	-	-	-	70,000
64322	1755 MERIDIAN ROOF REPLACEMENT	82,000	-	-	-	-	-	82,000
64325	HISTORIC CITY HALL HVAC RENEWAL	-	500,000	-	-	-	-	500,000
64420	CITY HALL RESTROOM RENOVATIONS	-	367,000	-	-	-	-	367,000
64425	MBPD AIR HANDLING UNIT REPLACEMENT	-	70,000	-	-	-	-	70,000
64429	ART DECO LANDSCAPE LIGHTING RENEWAL	-	-	-	-	-	50,000	50,000
64522	MBPD MAIN ROOF REPAIRS	1,196,146	-	-	-	-	-	1,196,146
64525	WIRELESS RADIO COMMUNICATORS	-	25,000	-	-	-	-	25,000
64625	KITTY CAMPUS SIDEWALK RAMP AND RAIL	-	-	200,000	-	-	-	200,000
64723	10TH ST AUDITORIUM SECURITY ENHNCMT	-	34,000	-	-	-	-	34,000
64725	FLAMINGO PARK POOL ROOF RENEWALS	-	80,000	-	-	-	-	80,000
64821	SECURITY ENHANCEMENTS CITYWIDE	500,000	461,166	174,108	-	-	-	1,135,274
64825	SOUTH POINTE PARK COMMUNITY CENTER	-	140,000	-	-	-	-	140,000
64925	NORMANDY ISLE POOL ELECTRCL IMPRVMT	-	-	40,000	-	-	-	40,000
64928	CC BACK OF HOUSE PROTECTION	-	-	-	200,000	-	-	200,000
65025	ART DECO 30 GAL WATER HEATER	-	-	50,000	-	-	-	50,000
65125	64TH ST RESTROOM DOOR SYSTEMS RNWL	-	-	50,000	-	-	-	50,000
65220	MIAMI CITY BALLET STUDIO FLOORING	179,000	-	-	-	-	-	179,000
65225	N. SHORE BANDSHELL ELECTRCL IMPRVMT	-	50,000	-	-	-	-	50,000
65323	SCOTT RAKOW YOUTH CTR - STRUCTURE	312,000	-	-	-	-	-	312,000
65324	FLEET/SANITATION ROOF DRAINAGE	143,000	-	-	-	-	-	143,000
65325	FLAMINGO PARK POOL ELECTRCL IMPRVMT	-	60,000	-	-	-	-	60,000
65420	MBPD NESS PARKING LOT	233,000	1,000,000	-	-	-	-	1,233,000
65423	NORTH SHORE COMMUNITY CTR. WINDOW	60,000	-	-	-	-	-	60,000
65424	ELECTRO WAVE ROOF REPAIRS	17,000	-	-	-	-	-	17,000
65425	14TH ST RESTROOM ROOF REPLACEMENT	-	70,000	-	-	-	-	70,000
65429	BEACH PATROL HQ BITUMEN RENEWAL	-	-	-	-	-	50,000	50,000
65520	MBPD NESS PAINTING, FLOORING	-	-	234,000	-	-	-	234,000
65524	FLEET MANAGEMENT EXTERIOR PAINTING	-	112,000	-	-	-	-	112,000
65618	FLEET MANAGEMENT STAIRS RESTORATION	135,000	-	-	-	-	-	135,000
65623	FIRE STATION 2 - ELEV. CONTR. PANEL	37,000	-	-	-	-	-	37,000
65628	NORMANDY ISLE PARK/POOL EXT LIGHTS	-	-	-	-	80,000	-	80,000
65718	FLEET MANAGEMENT WAREHOUSE CEILING	-	-	30,000	-	-	-	30,000

PROJECT	PROGRAM	Previous Years	FY 2025	FY 2026	FY 2027	FY 2028	FY 2029	Total
65720	HCH ROOF ACCESS LADDER	100,000	-	-	-	-	-	100,000
65723	MBPD NESS FIRE ALARM PANEL RENEWAL	61,000	-	-	-	-	-	61,000
65724	FACILITY MANAGEMENT CHILLER RENEWAL	197,000	-	-	-	-	-	197,000
65823	FIRE STATION 4 - FIRE ALARM RENEWAL	98,000	-	-	-	-	-	98,000
65828	SRYC ICE RINK DASHER BOARDS	-	-	-	-	500,000	-	500,000
65918	FLEET MANAGEMENT LED LIGHTING	-	-	75,000	-	-	-	75,000
65920	MBFD STATIONS SECURITY UPGRADES	126,000	-	-	-	-	-	126,000
65924	FACILITY MANAGEMENT AIR COMPRESSOR	25,760	-	-	-	-	-	25,760
65928	SRYC ICE RINK HVAC CONTROLS	-	-	-	-	40,000	-	40,000
66020	CITY HALL MAIN ENTRANCE PAVERS	-	550,000	-	-	-	-	550,000
66023	BEACH SHOWERS AT LUMMUS PARK	171,000	-	-	-	-	-	171,000
66024	CITY HALL FIRE PUMP CONTROLLER REPL	50,000	-	-	-	-	-	50,000
66025	PUBLIC WORKS LOADING DOCK IMPROVEME	25,000	-	-	-	-	-	25,000
66028	SRYC BUILDING HVAC CONTROLS	-	-	-	-	120,000	-	120,000
66118	FLEET MANAGEMENT BAYS PAINTING	-	-	120,000	-	-	-	120,000
66123	FIRE STATION 3 - ROOF RENEWAL	228,000	-	-	-	-	-	228,000
66128	SRYC PAINTING & WATERPROOFING RNWL	-	-	-	-	300,000	-	300,000
66129	CITY HALL INTERIOR FIRE-RATED DOORS	-	-	-	-	-	50,000	50,000
66220	HISTORIC CITY HALL ELEVATOR	304,500	-	-	-	-	-	304,500
66225	N. SHORE BANDSHELL ROOF REPAIRS	-	100,000	-	-	-	-	100,000
66323	17TH ST GARAGE RSTRM EXPANSN/UPGRD	536,000	-	-	-	-	-	536,000
66325	CITY HALL PEDESTRIAN BRIDGE LOUVERS	-	-	100,000	-	-	-	100,000
66425	POLICE SOUTH SUBSTATION IMPROVEMENT	-	-	200,000	-	-	-	200,000
66529	COLONY THEATER WATER COOLERS RNWL	-	-	-	-	-	50,000	50,000
66718	BEACH STORAGE AREA ENCLOSURE	170,000	-	-	-	-	-	170,000
66725	SHANE ROWING CTR SURFACE LOT RENO	-	120,000	-	-	-	-	120,000
66726	MBFD ALERTING SYSTEM UPGRADE	-	200,000	-	-	-	-	200,000
66728	CC HALL CHAIRS REPLACEMENT	-	-	-	-	350,000	-	350,000
66918	ANCHOR GRGE FIRE ALARM REPLACEMENT	221,000	-	-	-	-	-	221,000
67123	FIRE STATION 3 - SECURITY SYSTEM	43,000	-	-	-	-	-	43,000
67125	SOUTH POINTE PARK BOARDWALK PYLON	-	200,000	-	-	-	-	200,000
67325	CITY HALL SWITCH GEAR REPLACEMENT	900,000	-	-	-	-	-	900,000
67424	CLASSRM BLDG/KITTY CAMPUS 40YR CERT	150,000	-	-	-	-	-	150,000
67723	PUBLIC WORKS YARD RESTROOM EXHAUST	26,000	-	-	-	-	-	26,000

PROJECT	PROGRAM	Previous Years	FY 2025	FY 2026	FY 2027	FY 2028	FY 2029	Total
67728	NSPYC ROOF PARAPET PAINTING/REPAIRS	-	170,000	-	-	-	-	170,000
67729	LUMMUS PARK RESTROOM - PLASTER RNWL	-	-	-	-	-	40,000	40,000
67923	FLEET/SANITATION ROOF DRAIN	143,000	-	-	-	-	-	143,000
67928	FLEET MGMT RESTROOMS RENOVATION	-	-	100,000	-	-	-	100,000
67929	NORTH SHORE TENNIS CNTR FINISHES	-	-	-	-	-	30,000	30,000
68028	FLEET / SANITATION PERIMETER FENCE	-	-	200,000	-	-	-	200,000
68029	NORTH SHORE YOUTH CNTR RESTROOM	-	-	-	-	-	65,000	65,000
68222	FLEET FACILITY PHASE II UPGRADE	201,578	-	-	-	-	-	201,578
68226	CITY HALL ACOUSTICAL CEILING TILE	-	-	200,000	-	-	-	200,000
68322	FLEET FACILITY SECURITY CAMERAS	157,000	-	-	-	-	-	157,000
68426	FACILITIES MGMT-PAINTING GATE	-	75,000	-	-	-	-	75,000
68519	GO#48: POLICE HQ FACILITY	6,573,272	-	4,500,000	-	-	-	11,073,272
68522	FLEET FACILITY GATE	151,000	-	-	-	-	-	151,000
68720	MBPD HQ & PARKING GAR. FIRE ALARM	246,033	-	-	-	-	-	246,033
68760	CITY HALL ELECTRICAL UPGRADES	271,500	-	-	-	-	-	271,500
68820	BEACH RESTROOMS EXHAUST SYSTEMS	35,000	-	-	-	-	-	35,000
68923	HISTORIC CITY HALL RENOVATIONS	1,978,000	-	-	-	-	-	1,978,000
69322	CITY HALL ELEVATOR #2	90,000	-	-	-	-	-	90,000
69470	FLEET/SANITATION FIRE ALARM SYSTEM	185,800	-	-	-	-	-	185,800
69725	FLEET MGMT AUTO ROLL UP DOORS UPGRD	-	-	80,000	-	-	-	80,000
69825	ELECTRO WAVE BUILDING IMPROVEMENTS	-	-	200,000	-	-	-	200,000
		<b>24,201,039</b>	<b>7,321,684</b>	<b>9,895,448</b>	<b>926,660</b>	<b>2,370,000</b>	<b>335,000</b>	<b>45,049,831</b>
<b>IT SUPPORT</b>								
63823	FIRE ADMIN BLDG UPS SYSTEM RENEWAL	-	-	39,000	-	-	-	39,000
<b>PARKS AND RECREATION</b>								
20024	ALTOS DEL MAR PARK PLAYGROUND	-	-	-	800,000	-	-	800,000
60022	FLAMINGO PARK NORTH-SOUTH WALKWAY	-	-	-	300,000	-	-	300,000
60122	SOUNDSCAPE SOUND SYSTEM	-	-	2,700,000	-	-	-	2,700,000
60322	PARKS MAINT. FACILITY RENOVATIONS	-	-	335,000	-	-	-	335,000
60523	FLAMINGO PARK FOOTBALL STAD RAILING	-	-	-	100,000	-	-	100,000
61121	SCOTT RAKOW YOUTH CENTER-KITCHEN	-	-	-	150,000	-	-	150,000
61124	NBOSP DOG PARK WATER FEATURE	-	-	-	95,500	-	-	95,500
61219	N. SHORE TENNIS FACILITY FENCE	47,000	-	-	-	-	-	47,000
61221	NORM. ISLE POOL LOCKER ROOM & PUMPS	-	636,350	-	-	-	-	636,350

PROJECT	PROGRAM	Previous Years	FY 2025	FY 2026	FY 2027	FY 2028	FY 2029	Total
61319	N. SHORE BANDSHELL PLUMBING REPAIRS	30,000	-	-	-	-	-	30,000
62718	N. BEACH PARKS RESTROOM RESTORATION	281,000	-	-	-	-	-	281,000
63080	BEACH RESTROOMS PAINT AND CONCRETE	260,275	-	-	-	-	-	260,275
63318	NORMANDY ISLE PARK POOL RENOVATIONS	422,000	-	-	-	-	-	422,000
65322	MB GOLF CLUB LAKE AERATION	45,000	-	-	-	-	-	45,000
66022	SOUTH POINTE PARK SPLASH PAD	-	-	300,000	-	-	-	300,000
66223	ADA POOL LIFTS CITYWIDE	30,000	-	-	-	-	-	30,000
66418	FLAMINGO PARK POOL DECK & PUMP ROOM	-	-	618,000	-	-	-	618,000
67040	NORMANDY ISLE PARK & POOL	200,000	-	-	-	-	-	200,000
67120	SOUNDSCAPE PARK IMPROVEMENTS	28,000	-	-	-	-	-	28,000
67420	FLAMINGO PARK POOL PLAYGROUND	245,584	-	-	-	-	-	245,584
68527	SCOTT RAKOW YOUTH CTR GYM BLEACHERS	-	60,000	-	-	-	-	60,000
68727	SCOTT RAKOW YOUTH CNTR INTERCOM SYS	-	-	62,500	-	-	-	62,500
68919	GO#52: LED LIGHTING IN PARKS	3,048,919	-	759,000	-	-	-	3,807,919
		<b>4,637,778</b>	<b>696,350</b>	<b>4,774,500</b>	<b>1,445,500</b>	-	-	<b>11,554,128</b>
<b>POLICE CHIEF OFFICE</b>								
62423	SECURITY CAMERA BCHWALK - 46-63 ST	1,816,000	-	-	-	-	-	1,816,000
62623	SECURITY CAMERA BCHWALK - 63-79 ST	1,295,500	-	-	-	-	-	1,295,500
64922	NB O/S PK BEACHWALK CCTV 79-87 ST	156,000	-	-	-	-	-	156,000
69327	BRITTANY BAY PARK CCTV	350,000	-	-	-	-	-	350,000
69427	NORTH BEACH OCEANSIDE PARK CCTV	340,000	-	-	-	-	-	340,000
		<b>3,957,500</b>	-	-	-	-	-	<b>3,957,500</b>
<b>PW ENGINEERING</b>								
64122	BOLLARDS INSTALLATION & REPLCMNT	200,000	-	-	-	-	-	200,000
<b>PW GREENSPACE MANAGEMENT</b>								
60011	IRRIGATION SYSTEM ON CAUSEWAYS	-	275,000	-	-	-	-	275,000
65120	GREENSPACE FACILITY SECURITY SYSTEM	-	40,000	-	-	-	-	40,000
66520	S. BEACH ROW LANDSCAPE RESTORATION	280,000	98,198	201,802	-	-	-	580,000
		<b>280,000</b>	<b>413,198</b>	<b>201,802</b>	-	-	-	<b>895,000</b>
	<b>TOTAL:</b>	<b>36,534,817</b>	<b>10,799,632</b>	<b>15,851,194</b>	<b>2,372,160</b>	<b>2,370,000</b>	<b>335,000</b>	<b>68,262,803</b>
<b>SEAWALLS</b>								
<b>CAPITAL IMPROVEMENT PROGRAM</b>								
28300	SHANE ROWING WATERSPORT SEAWALL	2,280,777	-	-	-	-	-	2,280,777
29560	BRITTANY BAY PARK SEAWALL	1,109,000	-	-	-	-	-	1,109,000
		<b>3,389,777</b>	-	-	-	-	-	<b>3,389,777</b>

PROJECT	PROGRAM	Previous Years	FY 2025	FY 2026	FY 2027	FY 2028	FY 2029	Total
<b>PW ADMINISTRATION</b>								
20220	SEAWALL-DICKENS AV SHORELINE	435,394	-	-	-	-	-	435,394
<b>PW ENGINEERING</b>								
23618	LENOX COURT & JEFFERSON AVE SEAWALL	300,000	-	-	-	-	-	300,000
27170	BISCAYNE BAY STREETEND PHII SEAWALL	1,694,058	-	-	-	-	-	1,694,058
27600	SEAWALL-BOTANICAL GARDEN	1,208,662	(442,180)	-	-	-	-	766,482
27919	GO#39: SEAWALLS & SHORELINES	10,000,000	-	-	-	-	-	10,000,000
28740	HOLOCAUST MEM SEAWALL	100,000	-	-	-	-	-	100,000
28780	DADE BLVD-WASHINGTON AVE SEAWALL	1,625,000	-	-	-	-	-	1,625,000
28790	CONV. CTR. DR TO WASHINGTON SEAWALL	1,800,000	-	-	-	-	-	1,800,000
28820	INDIAN BCH PARK SEAWALL	715,000	-	-	-	-	-	715,000
29020	CITYWIDE SEAWALL REHAB	15,000,000	-	5,000,000	5,000,000	-	-	25,000,000
29500	COLLINS CANAL ENHANCEMENT PROJECT	5,458,889	985,485	-	-	-	-	6,444,374
		<b>37,901,609</b>	<b>543,305</b>	<b>5,000,000</b>	<b>5,000,000</b>	-	-	<b>48,444,914</b>
	<b>TOTAL:</b>	<b>41,726,780</b>	<b>543,305</b>	<b>5,000,000</b>	<b>5,000,000</b>	-	-	<b>52,270,085</b>
<b>STREET / SIDEWALKS STREETScape</b>								
<b>CAPITAL IMPROVEMENT PROGRAM</b>								
20525	WEST AVENUE PH III	18,358,522	-	21,411,058	-	-	-	39,769,580
20597	WEST AVE PHASE II	100,140,819	-	-	-	-	-	100,140,819
20826	MOUNT SINAI BAYWALK	-	-	3,649,123	-	-	-	3,649,123
21270	VENETIAN NEIGH -ISLANDS STREETScape	47,742,927	-	-	-	-	-	47,742,927
23380	PALM & HIBISCUS NEIGHBORHOOD IMPRVM	50,471,269	-	-	-	-	-	50,471,269
27319	GO#31: OCEAN DRIVE CORRIDOR	1,549,000	-	18,451,000	-	-	-	20,000,000
28019	GO#40: 41 ST. CORRIDOR	2,531,318	-	12,468,682	-	-	-	15,000,000
29300	LINCOLN RD LENOX-COLLINS W/SIDE ST.	40,000,000	-	-	-	-	-	40,000,000
29310	CONV.CTR./LINCOLN RD CONNECTOR	18,152,543	7,800,467	-	-	-	-	25,953,010
29530	COLLINS PARK ANCILLARY IMPROVEMENTS	6,043,842	8,441	2,043,389	-	-	-	8,095,672
65226	MIAMI BEACH DRIVE IMPROVEMENTS	-	500,000	-	-	-	-	500,000
65326	PARKVIEW ISLAND ENTRANCE IMPRVMNT	-	-	1,065,559	-	-	-	1,065,559
69790	SUNSET 3 & 4 UTILITY PAYMENT	1,532,002	-	-	-	-	-	1,532,002
		<b>286,522,242</b>	<b>8,308,908</b>	<b>59,088,811</b>	-	-	-	<b>353,919,961</b>
<b>ECONOMIC DEVELOPMENT</b>								
21019	41ST ST SHORT-TERM RECOMMENDATIONS	100,000	-	-	-	-	-	100,000
27719	GO#36: WASHINGTON AVE. CORRIDOR	397,616	-	9,602,384	-	-	-	10,000,000
		<b>497,616</b>	-	<b>9,602,384</b>	-	-	-	<b>10,100,000</b>

PROJECT	PROGRAM	Previous Years	FY 2025	FY 2026	FY 2027	FY 2028	FY 2029	Total
<b>ENVIRONMENT &amp; SUSTAINABILITY</b>								
20197	CITY CENTER RESILIENCY ENHANCEMENTS	1,000,000	-	-	-	-	-	1,000,000
68219	GO#33: STREET TREE MASTER PLAN	5,000,000	-	-	-	-	-	5,000,000
		<b>6,000,000</b>	-	-	-	-	-	<b>6,000,000</b>
<b>FACILITIES &amp; FLEET</b>								
29880	LINCOLN RD MALL ADA PEDESTRIAN PATH	87,500	-	-	-	-	-	87,500
<b>PW ADMINISTRATION</b>								
20922	NORMANDY ISLES A	-	-	-	-	22,129,500	-	22,129,500
21822	WASHINGTON AVENUE MILLING & RESURFA	1,604,000	-	-	-	-	-	1,604,000
22922	CC SECURITY FOR PUBLIC SPACES-GO#53	545,503	-	-	-	-	-	545,503
24020	NAUTILUS A	250,000	-	-	-	-	-	250,000
24619	GO#37: SIDEWALK IMPROVEMENTS	7,460,066	-	1,639,934	3,900,000	-	-	13,000,000
27360	RESTORATIVE TREEWELL-PH 4-SOUTH BCH	690,000	-	-	-	-	-	690,000
27519	GO#34: ABOVE GROUND IMPROVEMENTS	1,112,000	-	21,888,000	20,000,000	-	-	43,000,000
27619	GO#35: FLAMINGO PARK NEIGHBORHOOD	-	-	-	20,000,000	-	-	20,000,000
27819	GO#38: STREET PAVEMENT	14,400,000	-	3,500,000	12,100,000	-	-	30,000,000
28119	GO#41: LA GORCE NEIGHBORHOOD	-	-	-	14,000,000	-	-	14,000,000
28219	GO#44: NORTH SHORE NEIGHBORHOOD	-	-	-	8,000,000	-	-	8,000,000
28719	GO#53: SECURITY FOR PUBLIC SPACES	1,999,916	-	2,350,000	-	-	-	4,349,916
29810	ALLEYWAY RESTORATION PH III	532,500	(60,000)	-	-	-	-	472,500
61031	BAPTIST FACILITIES PARKING ACCESS	-	50,000	-	-	-	-	50,000
61117	RESTORATIVE TREEWELL TREATMENT	292,000	-	-	-	-	-	292,000
61131	LINCOLN ROAD STREET ENDS RAILINGS	-	150,000	-	-	-	-	150,000
		<b>28,885,985</b>	<b>140,000</b>	<b>29,377,934</b>	<b>78,000,000</b>	<b>22,129,500</b>	-	<b>158,533,419</b>
<b>PW ENGINEERING</b>								
20428	NUISANCE FLOODING MITIGATION	200,000	200,000	200,000	200,000	200,000	200,000	1,200,000
20587	1ST ST ALTON RD-WASHINGTON PH.1&2	48,400,741	-	18,389,035	-	-	-	66,789,776
21026	OVER-WATER INDIAN CREEK PEDESTRIAN	-	500,000	-	2,000,000	-	-	2,500,000
23220	NORTH SHORE NEIGH. IMPROVEMENTS	7,194,840	-	-	-	-	-	7,194,840
23270	CITY CENTER COMMERCIAL DISTRICT BPB	25,559,083	(543,304)	-	-	-	-	25,015,779
24229	1ST ST ALTON RD-WASHINGTON PH.3&4	-	-	-	-	-	71,100,000	71,100,000
29320	17TH ST NORTH IMPROVEMENTS	2,000,000	-	-	-	-	-	2,000,000
60237	COLLINS / HARDING ALLEY RESTORATION	100,000	(100,000)	-	-	-	-	-
		<b>83,454,664</b>	<b>56,696</b>	<b>18,589,035</b>	<b>2,200,000</b>	<b>200,000</b>	<b>71,300,000</b>	<b>175,800,395</b>

PROJECT	PROGRAM	Previous Years	FY 2025	FY 2026	FY 2027	FY 2028	FY 2029	Total
<b>PW GREENSPACE MANAGEMENT</b>								
29760	RESTORATIVE TREETWELL-PH 3	683,911	-	-	-	-	-	683,911
61619	NORTH BEACH ROW LANDSCAPING	582,613	200,000	200,000	-	-	-	982,613
62019	MIDDLE BEACH ROW LANDSCAPE	226,285	300,000	50,000	-	-	-	576,285
63521	CITYWIDE BONDED AGGREGATE	350,000	250,000	250,000	250,000	250,000	250,000	1,600,000
64119	INDIAN CREEK LANDSCAPE & IRRIGATION	2,427,000	-	-	-	-	-	2,427,000
		<b>4,269,809</b>	<b>750,000</b>	<b>500,000</b>	<b>250,000</b>	<b>250,000</b>	<b>250,000</b>	<b>6,269,809</b>
<b>PW STREETS</b>								
20000	PAVEMENT & SIDEWALK CONDTN ASSEMNT	1,732,986	-	-	-	-	-	1,732,986
20625	CITYWIDE ALLEYWAY RESTORATION	-	210,000	150,000	150,000	150,000	150,000	810,000
28630	BONITA DRIVE STREET END IMPROVEMENT	135,000	-	-	-	-	-	135,000
		<b>1,867,986</b>	<b>210,000</b>	<b>150,000</b>	<b>150,000</b>	<b>150,000</b>	<b>150,000</b>	<b>2,677,986</b>
<b>TRANSPORTATION</b>								
27910	MERIDIAN AVE SHARED USE PATH	1,034,000	-	-	-	-	-	1,034,000
62222	WEST AVE BICYCLE LANES PHASE II	665,000	-	-	-	-	-	665,000
62322	ORCHARD PARK TRAFFIC CALMING	1,837,929	-	708,275	-	-	-	2,546,204
62617	72ND ST PROTECTED BIKE LANE	519,000	-	-	-	-	-	519,000
69828	FLAMINGO PARK NEIGH. SLOW STREETS	1,200,000	-	-	-	-	-	1,200,000
		<b>5,255,929</b>	<b>-</b>	<b>708,275</b>	<b>-</b>	<b>-</b>	<b>-</b>	<b>5,964,204</b>
	<b>TOTAL:</b>	<b>416,841,731</b>	<b>9,465,604</b>	<b>118,016,439</b>	<b>80,600,000</b>	<b>22,729,500</b>	<b>71,700,000</b>	<b>719,353,274</b>
<b>STREET LIGHTING</b>								
<b>CAPITAL IMPROVEMENT PROGRAM</b>								
65026	PALM & HIBISCUS LIGHT POLES/FIXTURES	-	885,672	-	-	-	-	885,672
<b>FACILITIES &amp; FLEET</b>								
27070	BEACHWALK LIGHTING RETRO	665,625	-	-	-	-	-	665,625
62940	CITYWIDE PARKING LOT LIGHTING	450,000	-	-	-	-	-	450,000
		<b>1,115,625</b>	<b>-</b>	<b>-</b>	<b>-</b>	<b>-</b>	<b>-</b>	<b>1,115,625</b>
<b>PW ADMINISTRATION</b>								
64918	SMART LIGHTING MASTER PLAN	2,863,895	800,000	903,233	296,767	-	-	4,863,895
69019	GO#55: STREET LIGHTING IMPROVEMENTS	3,500,000	-	6,500,000	-	-	-	10,000,000
		<b>6,363,895</b>	<b>800,000</b>	<b>7,403,233</b>	<b>296,767</b>	<b>-</b>	<b>-</b>	<b>14,863,895</b>
<b>PW ENGINEERING</b>								
21218	5TH STREET FLYOVER LIGHTING	148,779	-	-	-	-	-	148,779
<b>PW STREETS</b>								
27800	CITY WIDE STREET LIGHTING IMPROV	996,305	-	-	-	-	-	996,305
	<b>TOTAL:</b>	<b>8,624,604</b>	<b>1,685,672</b>	<b>7,403,233</b>	<b>296,767</b>	<b>-</b>	<b>-</b>	<b>18,010,276</b>



PROJECT	PROGRAM	Previous Years	FY 2025	FY 2026	FY 2027	FY 2028	FY 2029	Total
<b>TRANSIT / TRANSPORTATION</b>								
<b>CAPITAL IMPROVEMENT PROGRAM</b>								
21018	BAYWALK PHASE 2	386,000	-	6,259,846	-	-	-	6,645,846
21119	BAYWALK 10TH TO 12TH STREET	310,000	-	-	-	-	-	310,000
21126	PEDESTRIAN ONLY COMPACTED SAND PATH	-	-	3,677,634	-	-	-	3,677,634
28070	MIDDLE BEACH REC. CORRIDOR PH III	2,675,000	-	-	-	-	-	2,675,000
64190	ENTRANCE SIGNS TO NORTH BEACH	2,017,050	-	-	-	-	-	2,017,050
65221	PINE TREE DR/46TH ST TRAFFIC CIRCLE	603,603	-	2,578,095	-	-	-	3,181,698
66122	INDIAN CREEK DR PROTECTED BIKE LANE	868,000	-	-	-	-	-	868,000
67225	100 BLOCK OF LINCOLN ROAD	4,000,000	-	-	-	-	-	4,000,000
68619	GO#43: BIKE LANES & SHARED USE PATH	2,380,000	-	2,620,000	-	-	-	5,000,000
		<b>13,239,653</b>	<b>-</b>	<b>15,135,575</b>	<b>-</b>	<b>-</b>	<b>-</b>	<b>28,375,228</b>
<b>TRANSPORTATION</b>								
20118	BAYSHORE NEIGH. TRAFFIC CALMING 1A	1,636,001	885,564	-	-	-	-	2,521,565
20200	TRANSPORTATION CAPITAL INITIATIVE	42,492,028	-	-	-	-	-	42,492,028
20221	16TH ST PROTECTED BIKE LANES	90,000	-	-	-	-	-	90,000
20318	VENETIAN ILLUMINATED CROSSWALKS	180,000	-	-	-	-	-	180,000
20620	LA GORCE / PINE TREE DR BIKE LANES	1,902,050	-	-	-	-	-	1,902,050
20818	ROYAL PALM NEIGHBORHOOD GREENWAY	430,000	-	-	-	-	-	430,000
20827	17TH STREET BICYCLE LANE	-	-	165,513	594,179	-	-	759,692
21014	BICYCLE LANES/SHARED USE PTH IMPROV	4,530,450	2,552,358	318,773	53,869	-	-	7,455,450
21524	MB SENIOR HIGH PEDESTRIAN ENHNCMNTS	1,388,004	-	-	-	-	-	1,388,004
21624	MB SENIOR HIGH PICKUP/DROPOFF LANE	600,000	-	-	-	-	-	600,000
22518	ENHANCED CROSSWALKS	480,000	-	-	-	-	-	480,000
22823	MERIDIAN AVE & LINCOLN LN CROSSWALK	60,000	-	-	-	-	-	60,000
22923	HAWTHORNE AVENUE NEIGHBORHOOD GRNWX	157,000	-	1,219,239	-	-	-	1,376,239
23020	ALTON RD & 16TH STREET INTERSECTION	540,000	-	-	-	-	-	540,000
23223	SOUTH OF FIFTH NEIGH. TRAFFIC CALM.	1,092,743	829,682	-	-	-	-	1,922,425
27860	51ST STREET NEIGHBORHOOD GREENWAY	210,000	-	-	-	-	-	210,000
28080	INTELLIGENT TRANSPORT SYSTEM	24,226,660	-	-	-	-	-	24,226,660
60177	SOUTH BEACH PEDESTRIAN ZONES	1,782,902	1,865,804	-	-	-	-	3,648,706
60257	BAY DRIVE NEIGHBORHOOD GREENWAY	100,000	-	-	-	-	-	100,000
60327	10TH ST NEIGHBORHOOD GREENWAY	423,000	-	-	-	-	-	423,000
61331	PALM VIEW TRAFFIC CALMING	-	-	188,000	-	-	-	188,000
61525	20TH ST NEIGHBORHOOD GREENWAY	-	-	12,750	99,395	-	-	112,145

PROJECT	PROGRAM	Previous Years	FY 2025	FY 2026	FY 2027	FY 2028	FY 2029	Total
61625	NORTH BAY ROAD NEIGH. GREENWAY	-	-	5,576,896	-	-	-	5,576,896
61725	FAIRWAY DRIVE SHARED-USE PATH	-	-	-	1,419,838	-	-	1,419,838
61825	BIARRITZ DR. NEIGHBORHOOD GREENWAY	-	-	530,400	-	-	-	530,400
61826	69TH STREET BUFFERED BIKE LANES	-	-	328,410	1,139,724	-	-	1,468,134
62224	6TH STREET NEIGHBORHOOD GREENWAY	525,000	-	-	2,382,450	-	-	2,907,450
62424	CITYWIDE RAISED CROSSWLKS & INTRSEC	124,000	-	792,360	-	-	-	916,360
62521	NORTH BEACH GREENWAYS- PHASE II	714,230	-	-	-	-	-	714,230
62717	73RD ST PROTECTED BIKE LANES	239,000	-	-	-	-	-	239,000
63628	21ST ST PROTECTED BICYCLE LANES	-	-	-	1,662,729	-	-	1,662,729
63928	15TH ST NEIGHBORHOOD GREENWAY	-	-	-	318,750	2,484,863	-	2,803,613
65321	PRAIRIE AVE/44TH ST TRAFFIC CIRCLE	604,420	-	-	-	-	-	604,420
65725	NORMANDY ISLE NEIGHBORHOOD TRAFFIC	1,822,698	-	-	-	-	-	1,822,698
66222	71ST ST BRIDGE BIKE LANES/ENHANCMENT	1,646,210	-	-	-	-	-	1,646,210
66923	SOUTH POINTE DR PROTECTED BIKE LANE	161,000	-	1,252,371	-	-	-	1,413,371
68419	GO#42: TRAFFIC CALMING	2,000,000	-	-	-	-	-	2,000,000
69820	NORTH BEACH GREENWAYS PHASE I	448,625	-	-	-	-	-	448,625
		<b>90,606,021</b>	<b>6,133,408</b>	<b>10,384,712</b>	<b>7,670,934</b>	<b>2,484,863</b>	<b>-</b>	<b>117,279,938</b>
	<b>TOTAL:</b>	<b>103,845,674</b>	<b>6,133,408</b>	<b>25,520,287</b>	<b>7,670,934</b>	<b>2,484,863</b>	<b>-</b>	<b>145,655,166</b>
<b>UTILITIES</b>								
<b>CAPITAL IMPROVEMENT PROGRAM</b>								
67625	WEST - PALM ISLAND UNDERGROUNDING	1,665,879	-	-	-	-	-	1,665,879
<b>FACILITIES &amp; FLEET</b>								
62519	BEACHWALK DRAINAGE-S.POINTE - 23 ST	220,000	-	-	-	-	-	220,000
62619	ENERGY SUB-METERS IN MUN. BUILDINGS	68,000	-	-	-	-	-	68,000
		<b>288,000</b>	<b>-</b>	<b>-</b>	<b>-</b>	<b>-</b>	<b>-</b>	<b>288,000</b>
<b>PW ADMINISTRATION</b>								
21424	STORMWATER CRITICAL NEEDS	3,184,000	(1,885,709)	10,780,000	8,560,000	10,890,000	3,890,000	35,418,291
24120	NORTH SHORE D - TOWN CENTER	-	-	-	124,733,947	-	-	124,733,947
60419	DERM & EPA CONSENT DECREE	7,434,310	-	1,000,000	1,000,000	1,000,000	1,000,000	11,434,310
65421	VALVE REPLACEMENT PROGRAM	1,959,995	-	-	-	-	-	1,959,995
		<b>12,578,305</b>	<b>(1,885,709)</b>	<b>11,780,000</b>	<b>134,293,947</b>	<b>11,890,000</b>	<b>4,890,000</b>	<b>173,546,543</b>
<b>PW ENGINEERING</b>								
20422	FLAMINGO NEIGHBORHOOD DRAINAGE IMPV	300,000	-	-	-	-	-	300,000
20526	NORTH BAY RD AND LAKEVIEW SEWER COL	2,100,000	-	14,005,000	-	-	-	16,105,000
20527	FDOT ALTON RD. UTILITIES RELOCATION	21,637,805	-	1,200,000	-	-	11,200,000	34,037,805

PROJECT	PROGRAM	Previous Years	FY 2025	FY 2026	FY 2027	FY 2028	FY 2029	Total
20619	WASTE WATER STATIONS REHABILITATION	37,684,634	-	6,775,335	1,000,000	-	10,000,000	55,459,969
20626	17TH STREET IMPROVEMENTS PHASE I	2,000,000	-	-	44,000,000	-	-	46,000,000
20719	SCADA AND PLC SYSTEMS	6,706,508	(1,766,667)	-	-	-	-	4,939,841
21220	INDIAN CREEK STREET DRAINAGE IMP.	22,308,926	-	-	-	-	-	22,308,926
21720	DRAINAGE SYSTEM WATER QUALITY PILOT	500,000	-	-	-	-	-	500,000
23723	PARKVIEW ISLAND WATER QUALITY IMPR.	200,000	2,000,000	-	-	-	-	2,200,000
28120	WATER PUMP STATIONS IMPROVEMENTS	9,430,247	-	13,094,801	1,000,000	-	9,000,000	32,525,048
28220	WASTEWATER MANHOLE REHABILITATION	6,634,970	8,234	1,500,000	1,000,000	1,000,000	1,000,000	11,143,204
28320	SEWER PUMP STATION ODOR CONTROL	3,200,600	-	1,500,000	-	-	-	4,700,600
28520	WATER & WASTEWATER MAINS AND REHAB	103,790,395	-	37,083,145	37,725,881	4,001,122	7,055,675	189,656,218
28920	59TH W OF ALTON BIOSWALE PILOT PROJ	481,397	-	-	-	-	-	481,397
29820	STORMWATER OUTFALLS WATR QLTY IMPRV	2,619,046	225,000	-	-	-	-	2,844,046
66125	WATER QUALITY IMPRVMNTS-TEMP SYSTEM	1,300,000	-	-	-	-	-	1,300,000
67825	STORMWATER PUMP STATION CULVERT	1,250,000	-	-	-	-	-	1,250,000
		<b>222,144,528</b>	<b>466,567</b>	<b>75,158,281</b>	<b>84,725,881</b>	<b>5,001,122</b>	<b>38,255,675</b>	<b>425,752,054</b>
	<b>TOTAL:</b>	<b>236,676,712</b>	<b>(1,419,142)</b>	<b>86,938,281</b>	<b>219,019,828</b>	<b>16,891,122</b>	<b>43,145,675</b>	<b>601,252,476</b>
	<b>GRAND TOTAL:</b>	<b>1,299,480,738</b>	<b>74,314,465</b>	<b>514,808,731</b>	<b>365,599,233</b>	<b>74,522,554</b>	<b>130,041,808</b>	<b>2,458,767,529</b>