

MIAMI BEACH

OFFICE OF THE CITY CLERK

LTC No. - 514-2022

LETTER TO COMMISSION

TO: Mayor Dan Gelber and Members of the City Commission

FROM: Rafael E. Granado, City Clerk



DATE: December 9, 2022

SUBJECT: OFFICIAL RESULTS OF THE DECEMBER 6, 2022 RUN-OFF ELECTION

Attached please find the Certification of Official Results for the December 6, 2022 City of Miami Beach Run-Off Election. These results include Vote-by-Mail, provisional, and Election Day ballots cast.

If you have any questions, please contact me at 305.673.7411.

Attachment

c: Alina T. Hudak, City Manager
Rafael A. Paz, City Attorney



Elections
2700 NW 87th Avenue
Miami, Florida 33172
T 305-499-8683 F 305-499-8547
TTY 305-499-8480

miamidade.gov

CERTIFICATION


STATE OF FLORIDA)

COUNTY OF MIAMI-DADE)

I, Christina White, Supervisor of Elections for Miami-Dade County, Florida, do hereby certify that the attached is a true and correct copy of the Official Results for the municipal office listed below in the **Miami Beach Run-Off Election** conducted on December 6, 2022:

Group II - Commissioner

WITNESS MY HAND AND
OFFICIAL SEAL, AT MIAMI,
MIAMI-DADE COUNTY, FLORIDA,
ON THIS 9TH DAY OF DECEMBER, 2022



Christina White
Supervisor of Elections
Miami-Dade County

The signature is a blue ink scribble. To its right is a faint circular official seal of Miami-Dade County, Florida, with the text 'MIAMI-DADE COUNTY FLORIDA' around the perimeter.

Enclosure


Run Date:12/09/22 10:35 AM


Report EL45A

Page 001

	TOTAL VOTES	%	ED	VBM
PRECINCTS COUNTED (OF 29)	29	100.00		
REGISTERED VOTERS - TOTAL	50,865			
BALLOTS CAST - TOTAL	8,760		2,796	5,964
BALLOTS CAST - BLANK	14	.16	0	14
VOTER TURNOUT - TOTAL		17.22		
VOTER TURNOUT - BLANK		.03		
Miami Beach Group II Commissioner				
(VOTE FOR) 1				
Sabrina Cohen	3,391	38.79	892	2,499
Laura Dominguez	5,352	61.21	1,903	3,449
Total	8,743		2,795	5,948
Over Votes	3		1	2
Under Votes	14		0	14


12/9/22


12/9/22


12/9/22

Run Date:12/09/22 10:35 AM

Report EL30A Page 0110-01

0110 PRECINCT 011.0

	TOTAL VOTES	%	ED	VBM
REGISTERED VOTERS - TOTAL	2,052			
BALLOTS CAST - TOTAL	253		70	183
BALLOTS CAST - BLANK	1	.40	0	1
VOTER TURNOUT - TOTAL		12.33		
VOTER TURNOUT - BLANK05		

Miami Beach Group II Commissioner
(VOTE FOR) 1

Sabrina Cohen	116	46.03	28	88
Laura Dominguez	136	53.97	42	94
Total	252		70	182
Over Votes	0		0	0
Under Votes	1		0	1

Run Date:12/09/22 10:35 AM

Report EL30A Page 0130-01

0130 PRECINCT 013.0

	TOTAL VOTES	%	ED	VBM
REGISTERED VOTERS - TOTAL	2,501			
BALLOTS CAST - TOTAL	304		123	181
BALLOTS CAST - BLANK	3	.99	0	3
VOTER TURNOUT - TOTAL		12.16		
VOTER TURNOUT - BLANK12		

Miami Beach Group II Commissioner
(VOTE FOR) 1

Sabrina Cohen	104	34.55	32	72
Laura Dominguez	197	65.45	91	106
Total	301		123	178
Over Votes	0		0	0
Under Votes	3		0	3

Run Date:12/09/22 10:35 AM

Report EL30A Page 0140-01

0140 PRECINCT 014.0

	TOTAL VOTES	%	ED	VBM
REGISTERED VOTERS - TOTAL	2,820			
BALLOTS CAST - TOTAL	370		128	242
BALLOTS CAST - BLANK	0		0	0
VOTER TURNOUT - TOTAL		13.12		
VOTER TURNOUT - BLANK				

Miami Beach Group II Commissioner
(VOTE FOR) 1

Sabrina Cohen	158	42.70	41	117
Laura Dominguez	212	57.30	87	125
Total	370		128	242
Over Votes	0		0	0
Under Votes	0		0	0

Run Date:12/09/22 10:35 AM

Report EL30A Page 0150-01

0150 PRECINCT 015.0

	TOTAL VOTES	%	ED	VBM
REGISTERED VOTERS - TOTAL	957			
BALLOTS CAST - TOTAL	169		59	110
BALLOTS CAST - BLANK	0		0	0
VOTER TURNOUT - TOTAL		17.66		
VOTER TURNOUT - BLANK				

Miami Beach Group II Commissioner
(VOTE FOR) 1

Sabrina Cohen	85	50.30	31	54
Laura Dominguez	84	49.70	28	56
Total	169		59	110
Over Votes	0		0	0
Under Votes	0		0	0

Run Date:12/09/22 10:35 AM

Report EL30A Page 0180-01

0180 PRECINCT 018.0

	TOTAL VOTES	%	ED	VBM
REGISTERED VOTERS - TOTAL	2,610			
BALLOTS CAST - TOTAL	267		83	184
BALLOTS CAST - BLANK	1	.37	0	1
VOTER TURNOUT - TOTAL		10.23		
VOTER TURNOUT - BLANK04		

Miami Beach Group II Commissioner
(VOTE FOR) 1

Sabrina Cohen	99	37.36	25	74
Laura Dominguez	166	62.64	57	109
Total	265		82	183
Over Votes	1		1	0
Under Votes	1		0	1

Run Date:12/09/22 10:35 AM

Report EL30A Page 0190-01

0190 PRECINCT 019.0

	TOTAL VOTES	%	ED	VBM
REGISTERED VOTERS - TOTAL	922			
BALLOTS CAST - TOTAL	136		55	81
BALLOTS CAST - BLANK	0		0	0
VOTER TURNOUT - TOTAL		14.75		
VOTER TURNOUT - BLANK				

Miami Beach Group II Commissioner
(VOTE FOR) 1

Sabrina Cohen	58	42.65	24	34
Laura Dominguez	78	57.35	31	47
Total	136		55	81
Over Votes	0		0	0
Under Votes	0		0	0

Run Date:12/09/22 10:35 AM

Report EL30A Page 0200-01

0200 PRECINCT 020.0

	TOTAL VOTES	%	ED	VBM
REGISTERED VOTERS - TOTAL	2,163			
BALLOTS CAST - TOTAL	325		87	238
BALLOTS CAST - BLANK	0		0	0
VOTER TURNOUT - TOTAL		15.03		
VOTER TURNOUT - BLANK				

Miami Beach Group II Commissioner
(VOTE FOR) 1

Sabrina Cohen	151	46.46	37	114
Laura Dominguez	174	53.54	50	124
Total	325		87	238
Over Votes	0		0	0
Under Votes	0		0	0

Run Date:12/09/22 10:35 AM

Report EL30A Page 0230-01

0230 PRECINCT 023.0

	TOTAL VOTES	%	ED	VBM
REGISTERED VOTERS - TOTAL	3,428			
BALLOTS CAST - TOTAL	658		152	506
BALLOTS CAST - BLANK	0		0	0
VOTER TURNOUT - TOTAL		19.19		
VOTER TURNOUT - BLANK				

Miami Beach Group II Commissioner
(VOTE FOR) 1

Sabrina Cohen	251	38.15	40	211
Laura Dominguez	407	61.85	112	295
Total	658		152	506
Over Votes	0		0	0
Under Votes	0		0	0

Run Date:12/09/22 10:35 AM

Report EL30A Page 0231-01

0231 PRECINCT 023.1

	TOTAL VOTES	%	ED	VBM
REGISTERED VOTERS - TOTAL	55			
BALLOTS CAST - TOTAL	2		2	0
BALLOTS CAST - BLANK	0		0	0
VOTER TURNOUT - TOTAL		3.64		
VOTER TURNOUT - BLANK				

Miami Beach Group II Commissioner
(VOTE FOR) 1

Sabrina Cohen	0		0	0
Laura Dominguez	2	100.00	2	0
Total	2		2	0
Over Votes	0		0	0
Under Votes	0		0	0

Run Date:12/09/22 10:35 AM

Report EL30A Page 0240-01

0240 PRECINCT 024.0

	TOTAL VOTES	%	ED	VBM
REGISTERED VOTERS - TOTAL	1,689			
BALLOTS CAST - TOTAL	425		119	306
BALLOTS CAST - BLANK	0		0	0
VOTER TURNOUT - TOTAL		25.16		
VOTER TURNOUT - BLANK				

Miami Beach Group II Commissioner
(VOTE FOR) 1

Sabrina Cohen	249	58.59	62	187
Laura Dominguez	176	41.41	57	119
Total	425		119	306
Over Votes	0		0	0
Under Votes	0		0	0

Run Date:12/09/22 10:35 AM

Report EL30A Page 0250-01

0250 PRECINCT 025.0

	TOTAL VOTES	%	ED	VBM
REGISTERED VOTERS - TOTAL	1,800			
BALLOTS CAST - TOTAL	295		71	224
BALLOTS CAST - BLANK	1	.34	0	1
VOTER TURNOUT - TOTAL		16.39		
VOTER TURNOUT - BLANK06		

Miami Beach Group II Commissioner
(VOTE FOR) 1

Sabrina Cohen	134	45.58	27	107
Laura Dominguez	160	54.42	44	116
Total	294		71	223
Over Votes	0		0	0
Under Votes	1		0	1

Run Date:12/09/22 10:35 AM

Report EL30A Page 0280-01

0280 PRECINCT 028.0

	TOTAL VOTES	%	ED	VBM
REGISTERED VOTERS - TOTAL	1,328			
BALLOTS CAST - TOTAL	300		112	188
BALLOTS CAST - BLANK	0		0	0
VOTER TURNOUT - TOTAL		22.59		
VOTER TURNOUT - BLANK				

Miami Beach Group II Commissioner
(VOTE FOR) 1

Sabrina Cohen	122	40.67	36	86
Laura Dominguez	178	59.33	76	102
Total	300		112	188
Over Votes	0		0	0
Under Votes	0		0	0

Run Date:12/09/22 10:35 AM

Report EL30A Page 0281-01

0281 PRECINCT 028.1

	TOTAL VOTES	%	ED	VBM
REGISTERED VOTERS - TOTAL	381			
BALLOTS CAST - TOTAL	74		36	38
BALLOTS CAST - BLANK	0		0	0
VOTER TURNOUT - TOTAL		19.42		
VOTER TURNOUT - BLANK				

Miami Beach Group II Commissioner
(VOTE FOR) 1

Sabrina Cohen	19	25.68	10	9
Laura Dominguez	55	74.32	26	29
Total	74		36	38
Over Votes	0		0	0
Under Votes	0		0	0

Run Date:12/09/22 10:35 AM

Report EL30A Page 0290-01

0290 PRECINCT 029.0

	TOTAL VOTES	%	ED	VBM
REGISTERED VOTERS - TOTAL	1,416			
BALLOTS CAST - TOTAL	378		134	244
BALLOTS CAST - BLANK	0		0	0
VOTER TURNOUT - TOTAL		26.69		
VOTER TURNOUT - BLANK				

Miami Beach Group II Commissioner
(VOTE FOR) 1

Sabrina Cohen	185	48.94	55	130
Laura Dominguez	193	51.06	79	114
Total	378		134	244
Over Votes	0		0	0
Under Votes	0		0	0

Run Date:12/09/22 10:35 AM

Report EL30A Page 0291-01

0291 PRECINCT 029.1

	TOTAL VOTES	%	ED	VBM
REGISTERED VOTERS - TOTAL	302			
BALLOTS CAST - TOTAL	54		24	30
BALLOTS CAST - BLANK	0		0	0
VOTER TURNOUT - TOTAL		17.88		
VOTER TURNOUT - BLANK				

Miami Beach Group II Commissioner
(VOTE FOR) 1

Sabrina Cohen	7	12.96	4	3
Laura Dominguez	47	87.04	20	27
Total	54		24	30
Over Votes	0		0	0
Under Votes	0		0	0

Run Date:12/09/22 10:35 AM

Report EL30A Page 0300-01

0300 PRECINCT 030.0

	TOTAL VOTES	%	ED	VBM
REGISTERED VOTERS - TOTAL	3,252			
BALLOTS CAST - TOTAL	908		279	629
BALLOTS CAST - BLANK	0		0	0
VOTER TURNOUT - TOTAL		27.92		
VOTER TURNOUT - BLANK				

Miami Beach Group II Commissioner
(VOTE FOR) 1

Sabrina Cohen	372	40.97	96	276
Laura Dominguez	536	59.03	183	353
Total	908		279	629
Over Votes	0		0	0
Under Votes	0		0	0

Run Date:12/09/22 10:35 AM

Report EL30A Page 0310-01

0310 PRECINCT 031.0

	TOTAL VOTES	%	ED	VBM
REGISTERED VOTERS - TOTAL	1,313			
BALLOTS CAST - TOTAL	250		77	173
BALLOTS CAST - BLANK	2	.80	0	2
VOTER TURNOUT - TOTAL		19.04		
VOTER TURNOUT - BLANK15		

Miami Beach Group II Commissioner
 (VOTE FOR) 1

Sabrina Cohen	93	37.50	30	63
Laura Dominguez	155	62.50	47	108
Total	248		77	171
Over Votes	0		0	0
Under Votes	2		0	2

Run Date:12/09/22 10:35 AM

Report EL30A Page 0320-01

0320 PRECINCT 032.0

	TOTAL VOTES	%	ED	VBM
REGISTERED VOTERS - TOTAL	2,523			
BALLOTS CAST - TOTAL	421		131	290
BALLOTS CAST - BLANK	0		0	0
VOTER TURNOUT - TOTAL		16.69		
VOTER TURNOUT - BLANK				

Miami Beach Group II Commissioner
(VOTE FOR) 1

Sabrina Cohen	147	34.92	43	104
Laura Dominguez	274	65.08	88	186
Total	421		131	290
Over Votes	0		0	0
Under Votes	0		0	0

Run Date:12/09/22 10:35 AM

Report EL30A Page 0321-01

0321 PRECINCT 032.1

	TOTAL VOTES	%	ED	VBM
REGISTERED VOTERS - TOTAL	168			
BALLOTS CAST - TOTAL	34		3	31
BALLOTS CAST - BLANK	0		0	0
VOTER TURNOUT - TOTAL		20.24		
VOTER TURNOUT - BLANK				

Miami Beach Group II Commissioner
(VOTE FOR) 1

Sabrina Cohen	20	58.82	1	19
Laura Dominguez	14	41.18	2	12
Total	34		3	31
Over Votes	0		0	0
Under Votes	0		0	0

Run Date:12/09/22 10:35 AM

Report EL30A Page 0330-01

0330 PRECINCT 033.0

	TOTAL VOTES	%	ED	VBM
REGISTERED VOTERS - TOTAL	1,919			
BALLOTS CAST - TOTAL	300		98	202
BALLOTS CAST - BLANK	0		0	0
VOTER TURNOUT - TOTAL		15.63		
VOTER TURNOUT - BLANK				

Miami Beach Group II Commissioner
 (VOTE FOR) 1

Sabrina Cohen	105	35.00	30	75
Laura Dominguez	195	65.00	68	127
Total	300		98	202
Over Votes	0		0	0
Under Votes	0		0	0

Run Date:12/09/22 10:35 AM

Report EL30A Page 0331-01

0331 PRECINCT 033.1

	TOTAL VOTES	%	ED	VBM
REGISTERED VOTERS - TOTAL	4			
BALLOTS CAST - TOTAL.	0		0	0
BALLOTS CAST - BLANK.	0		0	0

Miami Beach Group II Commissioner
(VOTE FOR) 1

Sabrina Cohen	0		0	0
Laura Dominguez	0		0	0
Over Votes	0		0	0
Under Votes	0		0	0

Run Date:12/09/22 10:35 AM

Report EL30A Page 0360-01

0360 PRECINCT 036.0

	TOTAL VOTES	%	ED	VBM
REGISTERED VOTERS - TOTAL	3,187			
BALLOTS CAST - TOTAL	523		177	346
BALLOTS CAST - BLANK	0		0	0
VOTER TURNOUT - TOTAL		16.41		
VOTER TURNOUT - BLANK				

Miami Beach Group II Commissioner
(VOTE FOR) 1

Sabrina Cohen	171	32.70	42	129
Laura Dominguez	352	67.30	135	217
Total	523		177	346
Over Votes	0		0	0
Under Votes	0		0	0

Run Date:12/09/22 10:35 AM

Report EL30A Page 0370-01

0370 PRECINCT 037.0

	TOTAL VOTES	%	ED	VBM
REGISTERED VOTERS - TOTAL	1,208			
BALLOTS CAST - TOTAL	117		44	73
BALLOTS CAST - BLANK	0		0	0
VOTER TURNOUT - TOTAL		9.69		
VOTER TURNOUT - BLANK				

Miami Beach Group II Commissioner
(VOTE FOR) 1

Sabrina Cohen	33	28.21	5	28
Laura Dominguez	84	71.79	39	45
Total	117		44	73
Over Votes	0		0	0
Under Votes	0		0	0

Run Date:12/09/22 10:35 AM

Report EL30A Page 0380-01

0380 PRECINCT 038.0

	TOTAL VOTES	%	ED	VBM
REGISTERED VOTERS - TOTAL	405			
BALLOTS CAST - TOTAL	77		12	65
BALLOTS CAST - BLANK	0		0	0
VOTER TURNOUT - TOTAL		19.01		
VOTER TURNOUT - BLANK				

Miami Beach Group II Commissioner
(VOTE FOR) 1

Sabrina Cohen	36	46.75	2	34
Laura Dominguez	41	53.25	10	31
Total	77		12	65
Over Votes	0		0	0
Under Votes	0		0	0

Run Date:12/09/22 10:35 AM

Report EL30A Page 0400-01

0400 PRECINCT 040.0

	TOTAL VOTES	%	ED	VBM
REGISTERED VOTERS - TOTAL	1,991			
BALLOTS CAST - TOTAL	314		106	208
BALLOTS CAST - BLANK	3	.96	0	3
VOTER TURNOUT - TOTAL		15.77		
VOTER TURNOUT - BLANK15		

Miami Beach Group II Commissioner
(VOTE FOR) 1

Sabrina Cohen	113	36.45	24	89
Laura Dominguez	197	63.55	82	115
Total	310		106	204
Over Votes	1		0	1
Under Votes	3		0	3

Run Date:12/09/22 10:35 AM

Report EL30A Page 0410-01

0410 PRECINCT 041.0

	TOTAL VOTES	%	ED	VBM
REGISTERED VOTERS - TOTAL	3,841			
BALLOTS CAST - TOTAL	566		224	342
BALLOTS CAST - BLANK	2	.35	0	2
VOTER TURNOUT - TOTAL		14.74		
VOTER TURNOUT - BLANK05		

Miami Beach Group II Commissioner
(VOTE FOR) 1

Sabrina Cohen	212	37.66	69	143
Laura Dominguez	351	62.34	155	196
Total	563		224	339
Over Votes	1		0	1
Under Votes	2		0	2

Run Date:12/09/22 10:35 AM

Report EL30A Page 0420-01

0420 PRECINCT 042.0

	TOTAL VOTES	%	ED	VBM
REGISTERED VOTERS - TOTAL	2,208			
BALLOTS CAST - TOTAL	314		124	190
BALLOTS CAST - BLANK	1	.32	0	1
VOTER TURNOUT - TOTAL		14.22		
VOTER TURNOUT - BLANK05		

Miami Beach Group II Commissioner
(VOTE FOR) 1

Sabrina Cohen	84	26.84	32	52
Laura Dominguez	229	73.16	92	137
Total	313		124	189
Over Votes	0		0	0
Under Votes	1		0	1

Run Date:12/09/22 10:35 AM

Report EL30A Page 0430-01

0430 PRECINCT 043.0

	TOTAL VOTES	%	ED	VBM
REGISTERED VOTERS - TOTAL	1,097			
BALLOTS CAST - TOTAL	159		57	102
BALLOTS CAST - BLANK	0		0	0
VOTER TURNOUT - TOTAL		14.49		
VOTER TURNOUT - BLANK				

Miami Beach Group II Commissioner
(VOTE FOR) 1

Sabrina Cohen	42	26.42	13	29
Laura Dominguez	117	73.58	44	73
Total	159		57	102
Over Votes	0		0	0
Under Votes	0		0	0

Run Date:12/09/22 10:35 AM

Report EL30A Page 0480-01

0480 PRECINCT 048.0

	TOTAL VOTES	%	ED	VBM
REGISTERED VOTERS - TOTAL	3,325			
BALLOTS CAST - TOTAL	767		209	558
BALLOTS CAST - BLANK	0		0	0
VOTER TURNOUT - TOTAL		23.07		
VOTER TURNOUT - BLANK				

Miami Beach Group II Commissioner
(VOTE FOR) 1

Sabrina Cohen	225	29.34	53	172
Laura Dominguez	542	70.66	156	386
Total	767		209	558
Over Votes	0		0	0
Under Votes	0		0	0